

BEDROOM

**REST** 2020 PLUS CATALOG



**COASTER**  
FINE FURNITURE

Same Great Value, Bold New Attitude

[COASTERFURNITURE.COM](http://COASTERFURNITURE.COM)





Home is where the heart is, which is why Coaster Fine Furniture continually strives to bring you the latest trends in indoor home furnishing. Giving you the same great value, but with a bold new attitude, Coaster has added 4 new sub brands which will simplify your shopping experience by helping you categorize products based on your lifestyle. We source design quality furniture from all over the world to make those home furnishing endeavors that much easier. So whether you like industrial chic, art deco, mid-century modern, traditional, or contemporary style, you will find something in here for every room in your home. We invite you to browse through our 2020 catalogs and find your style.





**BEDROOM**

Master Collections ..... 8

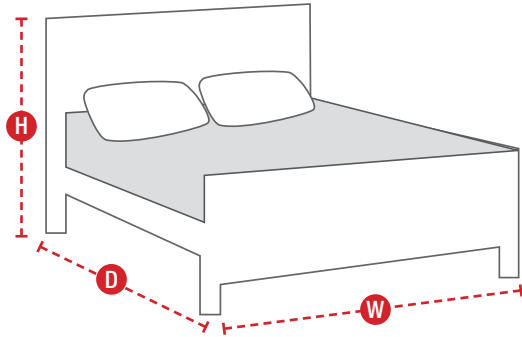
**YOUTH**

Youth Collections ..... 142  
Wood Bunk Beds..... 191  
Wood Loft Beds ..... 221  
Upholstered Bunk Beds..... 223  
Metal Bunk Beds ..... 224  
Metal Loft Beds ..... 240  
Futon Pads ..... 244  
Tent Beds ..... 245  
Wood Beds ..... 248  
Metal Beds ..... 250

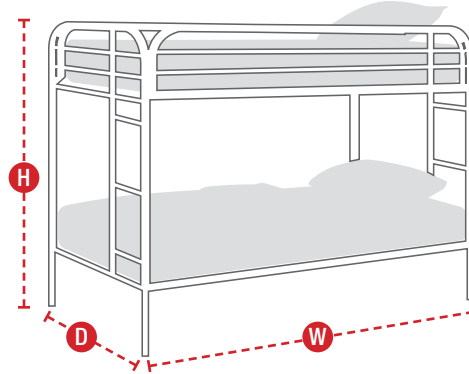
**BEDS**

Upholstered Storage Beds ..... 258  
Upholstered Beds ..... 264  
Universal Platform Beds ..... 316  
Upholstered Headboards ..... 317  
Metal Beds ..... 329  
Metal Headboards & Footboards ..... 340  
Metal Headboards..... 341  
Metal Beds ..... 342  
Metal Headboards..... 344  
Wood Daybeds..... 345  
Upholstered Daybeds..... 351  
Metal Daybeds..... 356  
Bed Frames/Link Springs/Trundles..... 362  
Adjustable Bed Bases..... 364  
Bunkie/Bunkie Boards/Foundations ..... 368  
Mattresses..... 370  
Pillows..... 384

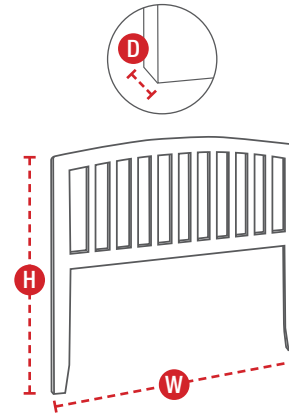




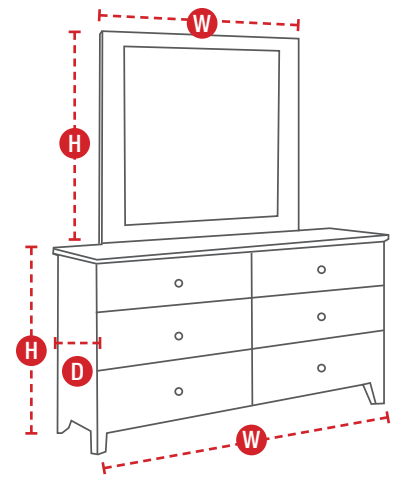
{ BEDS }



{ BUNK BEDS }



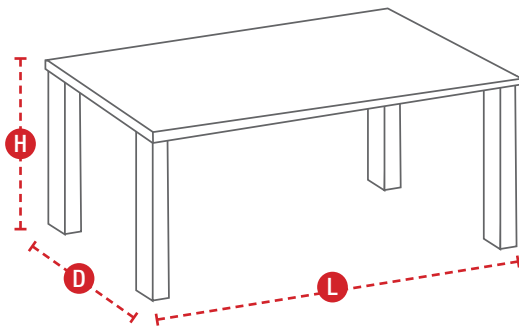
{ HEADBOARDS }



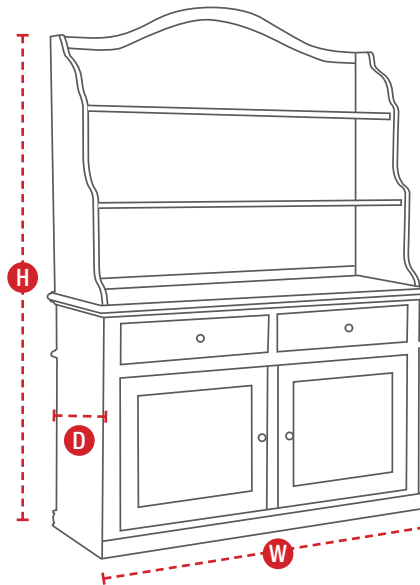
{ DRESSER + MIRROR }

## ICON KEY

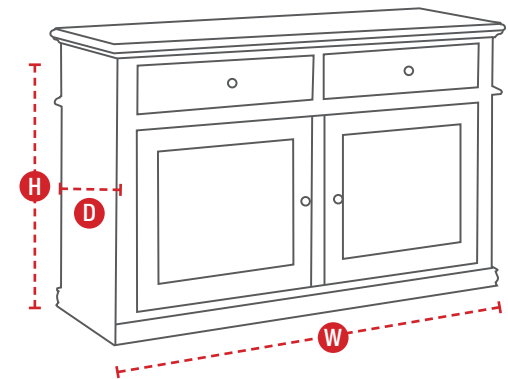
- W** WIDTH
- L** LENGTH
- D** DEPTH
- H** HEIGHT
- 1** SEAT DEPTH
- 2** SEAT HEIGHT
- 3** UNDER DESK CLEARANCE



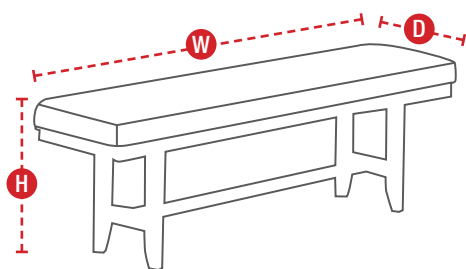
{ DINING TABLES }



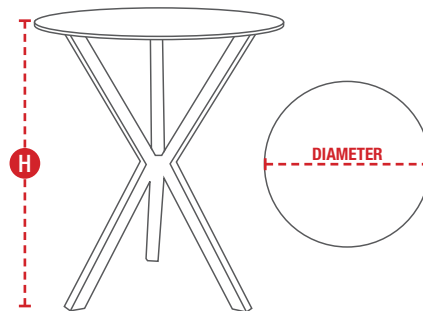
{ CHINA+SERVER }



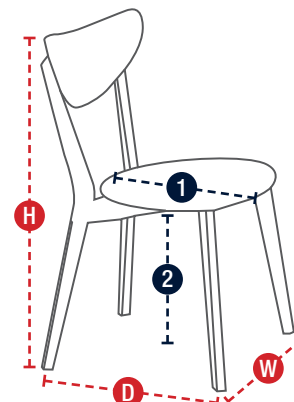
{ SERVERS }



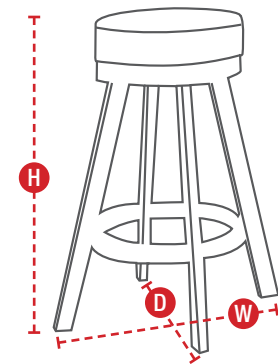
{ BENCHES }



{ ROUND TOP TABLES }



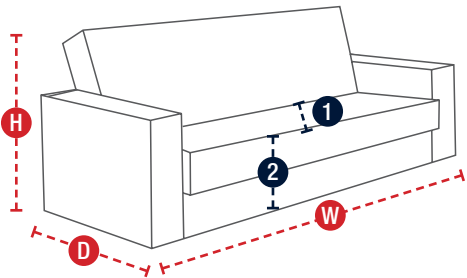
{ CHAIRS }



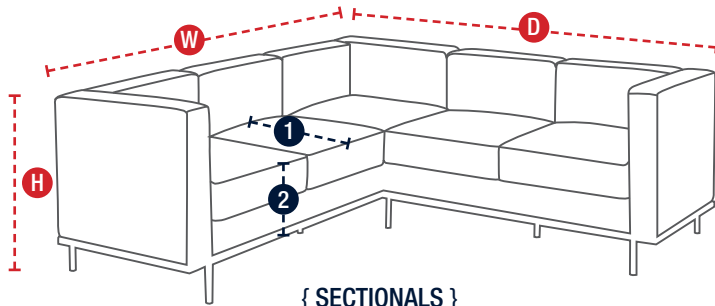
{ STOOLS }



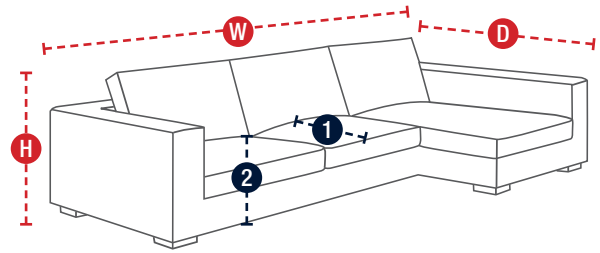
# HOW TO MEASURE FURNITURE - QUICK GUIDE



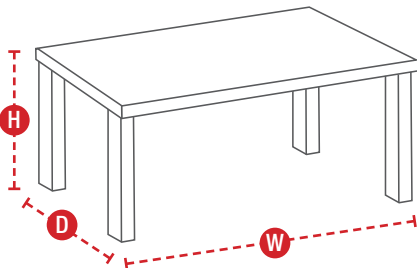
{ SOFAS+LOVE SEATS+FUTONS }



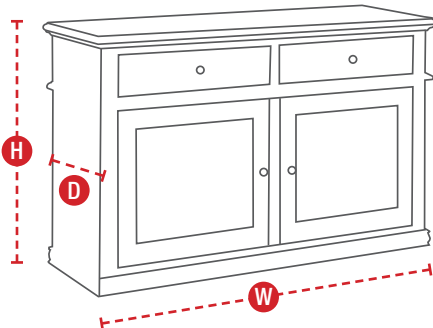
{ SECTIONALS }



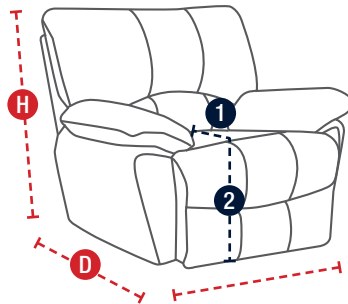
{ SOFA W/CHAISE }



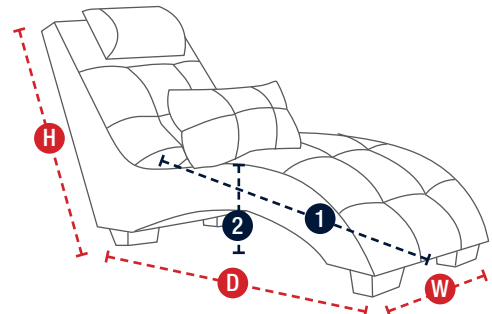
{ OCCASIONAL TABLES }



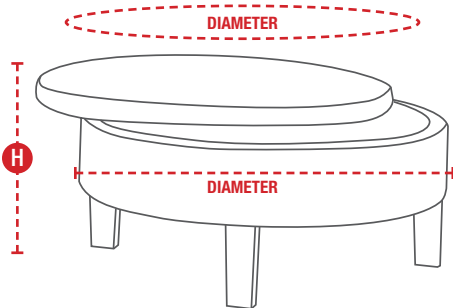
{ STANDS + CHESTS }



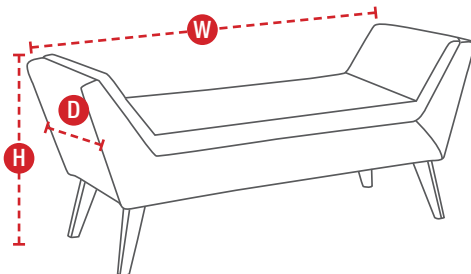
{ RECLINERS }



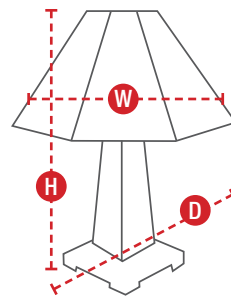
{ CHAISES }



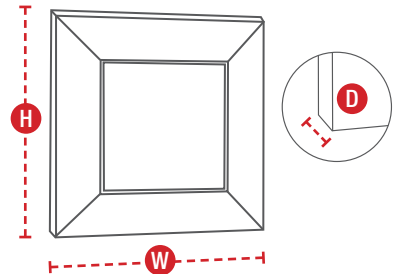
{ ROUND STOOLS }



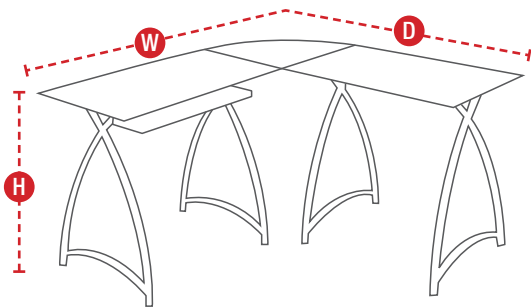
{ OTTOMANS }



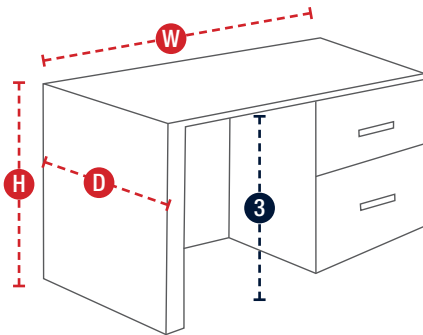
{ LAMPS }



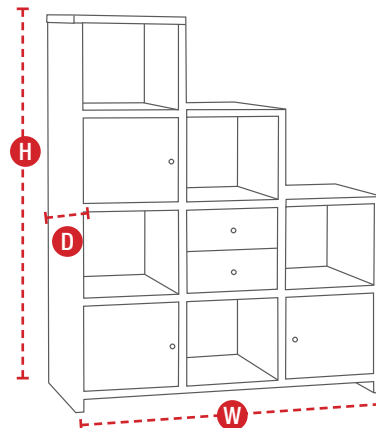
{ MIRRORS }



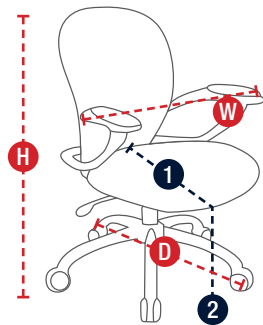
{ L-OFFICE DESKS }



{ DESKS }



{ BOOKSHELVES }



{ OFFICE CHAIRS }





# 2020 BEDROOM CATALOG - INDEX

ITEM	PG	ITEM	PG	ITEM	PG	ITEM	PG	ITEM	PG	ITEM	PG	ITEM	PG	ITEM	PG	ITEM	PG
1137	363	200701KW	81	201301Q	41	201972	107	202395	109	203261Q	56	203961F	170	204193	129	204691F	116
1138A	363	200701Q	81	201302	41	201972	168	202411F	113	203262	56	203961Q	112	204194	127	204691F	167
1139	363	200702	80	201302	42	201973	107	202411F	171	203262	57	203961T	112	204194	128	204691Q	116
2002	244	200702	81	201302	43	201973	168	202411FH	113	203263	56	203961T	170	204194	129	204691T	116
2005	244	200703	80	201302	277	201974	107	202411FH	171	203263	57	203962	112	204195	127	204691T	167
2005IS	244	200703	81	201303	41	201974	168	202411KE	113	203264	56	203962	170	204195	128	204692	116
2009	244	200704	80	201303	42	201975	107	202411KEH	113	203264	57	203963	112	204195	129	204692	167
2009IS	244	200704	81	201303	43	201975	168	202411Q	113	203265	56	203963	170	204351KE	132	204693	116
2009P	244	200705	80	201304	41	201990KE	45	202411QH	113	203265	57	203964	112	204351KW	132	204693	167
2209	241	200705	81	201304	42	201990KW	45	202411T	113	203481KE	86	203964	170	204351Q	132	204694	116
2249	243	200710	68	201304	43	201990Q	45	202411T	171	203481KW	86	203965	112	204352	132	204694	167
2253K	243	200711KE	68	201305	41	201991KE	44	202411TH	113	203481Q	86	203965	170	204353	132	204695	116
2253W	243	200711KW	68	201305	42	201991KW	44	202411TH	171	203482	86	203971F	111	204354	132	204695	167
2256B	237	200711Q	68	201305	43	201991Q	44	202412	113	203483	86	203971F	169	204355	132	204881KE	96
2256K	234	200712	68	201308	41	201992	44	202412	171	203484	86	203971Q	111	204390KE	130	204881Q	96
2256V	236	200712	69	201308	42	201992	45	202413	113	203485	86	203971T	111	204390KW	130	204882	96
2256W	235	200713	68	201308	43	201993	44	202413	171	203500F	73	203971T	169	204390Q	130	204883	96
2258B	237	200713	69	201309KE	42	201993	45	202414	113	203500F	149	203972	111	204391KE	130	204884	96
2258K	234	200714	68	201309KW	42	201994	44	202414	171	203500KE	73	203972	169	204391KW	130	204885	96
2258V	236	200714	69	201309Q	42	201994	45	202415	113	203500KW	73	203973	111	204391Q	130	204921F	65
2258W	235	200715	68	201321KE	46	201995	44	202415	171	203500Q	73	203973	169	204392	130	204921F	146
2335M	241	200715	69	201321KW	46	201995	45	202701KE	80	203500T	73	203974	111	204392	131	204921KE	65
2389B	256	200719KE	69	201321Q	46	201998	44	202701KW	80	203500T	149	203974	169	204392	314	204921Q	65
2389N	256	200719KW	69	201322	46	201998	45	202701Q	80	203501KE	74	203975	111	204393	130	204921T	65
2389W	256	200719Q	69	201322	47	2019BRN	244	202880KE	51	203501KW	74	203975	169	204393	131	204921T	146
7239	246	200891KE	90	201323	46	2019GRY	244	202880KW	51	203501Q	74	204180KE	26	204394	130	204922	65
7395	231	200891KW	90	201323	47	2019SGE	244	202880Q	51	203502	72	204180KW	26	204394	131	204922	66
7470	247	200891Q	90	201324	46	202081KE	110	202881KE	53	203502	73	204180Q	26	204395	130	204922	146
200409KE	61	200892	90	201324	47	202081Q	110	202881KW	53	203502	74	204181KE	26	204395	131	204922	275
200409KW	61	200893	90	201325	46	202082	110	202881Q	53	203502	148	204181KW	26	204531KE	63	204923	65
200409Q	61	200894	90	201325	47	202083	110	202882	51	203502	149	204181Q	26	204531KW	63	204923	66
200412	61	200895	90	201328	46	202084	110	202882	53	203503	72	204182	26	204531Q	63	204923	146
200412	155	200970KE	48	201328	47	202085	110	202883	51	203503	73	204182	27	204532	63	204924	65
200413	61	200970KW	48	201329KE	47	202091F	105	202883	53	203503	74	204183	26	204533	63	204924	66
200414	61	200970Q	48	201329KW	47	202091F	165	202884	51	203503	148	204183	27	204534	63	204924	146
200415	61	200971KE	48	201329Q	47	202091KE	105	202884	53	203503	149	204184	26	204535	63	204925	65
200415	155	200971KW	48	201651KE	102	202091KW	105	202885	51	203504	72	204184	27	204541KE	31	204925	66
200417	61	200971Q	48	201651KW	102	202091Q	105	202885	53	203504	73	204185	26	204541KW	31	204925	146
200420	61	200972	48	201651Q	102	202091T	105	202990KE	67	203504	74	204185	27	204541Q	31	204927	65
200422	108	200972	49	201652	102	202091T	165	202990KW	67	203504	148	204187	27	204542	31	204927	66
200423	108	200972	272	201652	103	202092	105	202990Q	67	203504	149	204188	27	204543	31	204927	146
200424	108	200973	48	201653	102	202092	165	202992	67	203505	72	204189	27	204544	31	204928	65
200425	108	200973	49	201653	103	202093	105	202992P	67	203505	73	204190KE	128	204545	31	204928	66
200609KE	60	200974	48	201654	102	202093	165	202993	67	203505	74	204190KW	128	204561KE	83	204928	146
200609KW	60	200974	49	201654	103	202094	105	202994	67	203505	148	204190Q	128	204561Q	83	205070KE	9
200609Q	60	200975	48	201655	102	202094	165	202995	67	203505	149	204191KE	127	204562	82	205070KW	9
200642	60	200975	49	201655	103	202095	105	203191KE	71	203891KE	30	204191KW	127	204562	83	205070Q	9
200642	154	200977	48	201971F	107	202095	165	203191Q	71	203891KW	30	204191Q	127	204562	289	205072	9
200643	60	200977	49	201971F	168	202391KE	109	203192	71	203891Q	30	204192	127	204563	82	205073	9
200644	60	200977	272	201971KE	107	202391QF	109	203193	71	203892	30	204192	128	204563	83	205074	9
200645	60	200978	48	201971KW	107	202391T	109	203194	71	203893	30	204192	129	204564	82	205075	9
200645	154	200978	49	201971Q	107	202392	109	203195	71	203894	30	204192	309	204564	83	205077	9
200647	60	201301KE	41	201971T	107	202393	109	203261KE	56	203895	30	204193	127	204565	82	205091KE	70
200701KE	81	201301KW	41	201971T	168	202394	109	203261KW	56	203961F	112	204193	128	204565	83	205091KW	70



# 2020 BEDROOM CATALOG - INDEX



ITEM	PG	ITEM	PG	ITEM	PG	ITEM	PG	ITEM	PG	ITEM	PG	ITEM	PG	ITEM	PG	ITEM	PG
205331KW	50	205462	166	206363	122	212411TH	172	215861KW	104	222602	76	222820P	12	222943	37	223072	64
205331Q	50	205463	123	206363	161	212412	115	215861Q	104	222603	76	222820Q	12	222944	37	223073	64
205332	50	205463	166	206364	122	212412	172	215861T	104	222604	76	222821KE	13	222945	37	223074	64
205333	50	205464	123	206364	161	212413	115	215861T	164	222605	76	222821KW	13	222961KE	125	223075	64
205334	50	205464	166	206365	122	212413	172	215862	104	222631KE	98	222821P	13	222961Q	125	223101KE	126
205335	50	205465	123	206365	161	212414	115	215862	164	222631Q	98	222821Q	13	222962	125	223101Q	126
205337	50	205465	166	206430KE	35	212414	172	215863	104	222632	98	222822	12	222963	125	223102	126
205338	50	205470KE	62	206430KW	35	212415	115	215863	164	222633	98	222822	13	222964	125	223103	126
205430F	94	205470Q	62	206430Q	35	212415	172	215864	104	222634	98	222823	12	222965	125	223104	126
205430F	163	205472	62	206432	35	212421F	133	215864	164	222635	98	222823	13	222981KE	14	223105	126
205430KE	94	205473	62	206433	35	212421KE	133	215865	104	222701F	101	222824	12	222981KW	14	223121KE	29
205430KW	94	205474	62	206434	35	212421Q	133	215865	164	222701F	162	222824	13	222981Q	14	223121KW	29
205430Q	94	205475	62	206435	35	212421T	133	215881KE	89	222701KE	101	222825	12	222982	14	223121Q	29
205430T	94	205891KE	91	206436	35	212421T	176	215881Q	89	222701KW	101	222825	13	222982P	14	223122	29
205430T	163	205891KW	91	206461KE	23	212422	133	215882	89	222701Q	101	222827	13	222983	14	223123	29
205431F	95	205891Q	91	206461KW	23	212422	176	215883	89	222701T	101	222828	13	222984	14	223124	29
205431F	163	205892	91	206461Q	23	212423	133	215884	89	222701T	162	222829	13	222985	14	223125	29
205431KE	95	205893	91	206462	23	212423	176	215885	89	222702	101	222830	13	222986	14	223126	29
205431KW	95	205894	91	206463	23	212424	133	215901KE	100	222702	162	222842	12	222987	14	223141KE	137
205431Q	95	205895	91	206464	23	212424	176	215901KW	100	222703	101	222842	13	222989	14	223141Q	137
205431T	95	206101KE	58	206465	23	212425	133	215901Q	100	222703	162	222850KE	22	222990	14	223141T	137
205431T	163	206101KE	267	207040KE	139	212425	176	215902	100	222704	101	222850KW	22	223031KE	24	223141T	174
205432	94	206101KW	58	207040Q	139	215590KE	33	215903	100	222704	162	222850Q	22	223031KW	24	223142	137
205432	95	206101KW	267	207041KE	139	215590Q	33	215904	100	222705	101	222852	22	223031Q	24	223142	174
205432	163	206101Q	58	207041Q	139	215592	33	215905	100	222705	162	222853	22	223032	24	223143	137
205433	94	206101Q	267	207042	139	215593	33	222411F	114	222721KE	92	222854	22	223033	24	223143	174
205433	95	206102	58	207043	139	215594	33	222411F	173	222721Q	92	222855	22	223034	24	223144	137
205433	163	206102	267	207044	139	215595	33	222411FH	114	222722	92	222856	22	223035	24	223144	174
205434	94	206103	58	207045	139	215597	33	222411FH	173	222723	92	222857	22	223036	24	223145	137
205434	95	206104	58	207050KE	140	215761KE	75	222411KE	114	222724	92	222859	22	223036	25	223145	174
205434	163	206105	58	207050Q	140	215761KW	75	222411KEH	114	222725	92	222871KE	84	223037	24	223151KE	138
205435	94	206105	267	207051KE	140	215761Q	75	222411Q	114	222731KE	34	222871KW	84	223037	25	223151Q	138
205435	95	206271KE	118	207051Q	140	215762	75	222411QH	114	222731Q	34	222871Q	84	223038	24	223151T	138
205435	163	206271Q	118	207052	140	215763	75	222411T	114	222732	34	222872	84	223038	25	223151T	175
205440KE	77	206272	118	207053	140	215764	75	222411T	173	222733	34	222873	84	223039	24	223151T	176
205440KW	77	206273	118	207054	140	215765	75	222411TH	114	222734	34	222874	84	223039	25	223152	138
205440Q	77	206274	118	207055	140	215841F	106	222411TH	173	222735	34	222875	84	223040	24	223152	175
205442	77	206275	118	207101KE	97	215841F	168	222412	114	222736	34	222880KE	39	223040	25	223153	138
205443	77	206311KE	117	207101Q	97	215841KE	106	222412	173	222751KE	8	222880KW	39	223050KE	18	223153	175
205444	77	206311KW	117	207102	97	215841KW	106	222413	114	222751KW	8	222880Q	39	223050KW	18	223154	138
205445	77	206311Q	117	207103	97	215841Q	106	222413	173	222751Q	8	222882	39	223050Q	18	223154	175
205460F	123	206312	117	207104	97	215841T	106	222414	114	222752	8	222883	39	223051KE	19	223155	138
205460F	166	206313	117	207105	97	215841T	168	222414	173	222753	8	222884	39	223051KW	19	223155	175
205460KE	123	206314	117	212411F	115	215842	106	222415	114	222754	8	222885	39	223051Q	19	223201KE	40
205460Q	123	206315	117	212411F	172	215842	168	222415	173	222755	8	222910KE	32	223052	19	223201KW	40
205460T	123	206361F	122	212411FH	115	215843	106	222591KE	134	222781KE	36	222910KW	32	223053	19	223201Q	40
205460T	166	206361F	161	212411FH	172	215843	168	222591Q	134	222781KW	36	222910Q	32	223054	19	223202	40
205461F	123	206361KE	122	212411KE	115	215844	106	222592	134	222781Q	36	222912	32	223055	19	223203	40
205461F	166	206361KW	122	212411KEH	115	215844	168	222593	134	222782	36	222913	32	223056	19	223204	40
205461KE	123	206361Q	122	212411Q	115	215845	106	222594	134	222783	36	222914	32	223057	19	223205	40
205461Q	123	206361T	122	212411QH	115	215845	168	222595	134	222784	36	222915	32	223058	19	223211KE	79
205461T	123	206361T	161	212411T	115	215861F	104	222601KE	76	222785	36	222941KE	37	223071KE	64	223211KW	79
205461T	166	206362	122	212411T	172	215861F	164	222601KW	76	222820KE	12	222941Q	37	223071KW	64	223211Q	79
205462	123	206362	161	212411TH	115	215861KE	104	222601Q	76	222820KW	12	222942	37	223071Q	64	223212	79





# 2020 BEDROOM CATALOG - INDEX

ITEM	PG	ITEM	PG	ITEM	PG	ITEM	PG	ITEM	PG	ITEM	PG	ITEM	PG	ITEM	PG	ITEM	PG
300279T	255	300515F	280	300559F	302	300677QB1	324	300762KW	314	301121F	329	305747T	313	3059712F	294	310072Q	297
300345F	148	300515KE	55	300559Q	302	300684F	281	300762Q	131	301121KE	329	305748F	313	305971KE	294	310073F	297
300345F	284	300515KE	280	300559T	302	300684KE	281	300762Q	314	301121KW	329	305748KE	313	305971Q	294	310073KE	297
300345KE	72	300515KW	55	300570KE	290	300684KW	281	300762T	131	301121Q	329	305748Q	313	305972F	295	310073Q	297
300345KE	284	300515KW	280	300570KW	290	300684Q	281	300762T	314	301133F	330	305748T	313	305972KE	295	350020F	368
300345KW	72	300515Q	55	300570Q	290	300684T	281	300763F	315	301133KE	330	305766KE	334	305972Q	295	350020KE	368
300345KW	284	300515Q	280	300575	345	300698F	285	300763KE	315	301133KW	330	305766Q	334	305973F	295	350020KW	368
300345Q	72	300523KE	258	300608KE	331	300698KE	285	300763KW	315	301133Q	330	305766QF	342	305973KE	295	350020KWS	368
300345Q	284	300523KW	258	300608Q	331	300698Q	285	300763Q	315	301392	336	305773F	250	305973Q	295	350020Q	368
300345T	148	300523Q	258	300621KE	66	300708F	43	300763T	315	301396	336	305773T	250	305991F	299	350020T	368
300345T	284	300525F	49	300621KE	275	300708F	277	300765	357	301397	336	305877F	261	305991KE	299	350020TL	368
300350KE	284	300525F	272	300621KEB1	322	300708KE	43	300766	357	301405F	274	305877KE	261	305991Q	299	350022F	368
300350KW	284	300525FB1	319	300621KW	66	300708KE	277	300795F	282	301405FB1	320	305877Q	261	305992F	299	350022T	368
300350Q	284	300525KE	49	300621KW	275	300708KW	43	300795KE	282	301405KE	274	305878F	261	305992KE	299	350044F	367
300370	103	300525KE	272	300621KWB1	322	300708KW	277	300795KW	282	301405KEB1	320	305878KE	261	305992Q	299	350044KE	367
300372KE	283	300525KEB1	319	300621Q	66	300708Q	43	300795Q	282	301405KW	274	305878Q	261	305993F	298	350044Q	367
300372Q	283	300525KW	49	300621Q	275	300708Q	277	300796F	282	301405KWB1	320	305883	353	305993KE	298	350044TL	367
300379KE	258	300525KW	272	300621QB1	322	300715F	280	300796KE	282	301405Q	274	305895F	260	305993Q	298	350045F	369
300379Q	258	300525KWB1	319	300626F	82	300715KE	280	300796KW	282	301405QB1	320	305895KE	260	306007KE	269	350045KE	369
300386Q	263	300525Q	49	300626F	289	300715KW	280	300796Q	282	301406F	274	305895Q	260	306007Q	269	350045KW	369
300391F	302	300525Q	272	300626KE	82	300715Q	280	300821	275	301406FB1	321	305896F	260	306009KE	264	350045KWS	369
300391Q	302	300525QB1	319	300626KE	289	300722KE	275	300821	322	301406KE	274	305896KE	260	306009Q	264	350045Q	369
300398	358	300527F	272	300626KW	82	300722KEB1	322	300822	275	301406KEB1	321	305896Q	260	306011F	306	350045T	369
300399F	336	300527FB1	319	300626KW	289	300722KW	275	300822	322	301406KW	274	305902F	288	306011KE	306	350045TL	369
300399KE	336	300527KE	272	300626Q	82	300722KWB1	322	300824F	27	301406KWB1	321	305902KE	288	306011Q	306	350046F	369
300399KW	336	300527KEB1	319	300626Q	289	300722Q	275	300824KE	27	301406Q	274	305902Q	288	306012F	307	350046KE	369
300399Q	336	300527KW	272	300629	352	300722QB1	322	300824KW	27	301406QB1	321	305903F	288	306012KE	307	350046KW	369
300399T	336	300527KWB1	319	300632	355	300727KE	332	300824Q	27	301469F	259	305903KE	288	306012Q	307	350046KWS	369
300407F	333	300527Q	272	300633	355	300727Q	332	300836	358	301469KE	259	305903Q	288	306013F	307	350046Q	369
300407KE	333	300527QB1	319	300643KE	268	300738F	278	300940	359	301469Q	259	305911	353	306013KE	307	350046T	369
300407Q	333	300529F	286	300643KW	268	300738KE	278	300967F	292	302036KE	273	305945QF	343	306013Q	307	350046TL	369
300407T	333	300529FB1	323	300643Q	268	300738KW	278	300967KE	292	302036KW	273	305946KE	337	310025	356	350051F	308
300424	361	300529KE	286	300644	268	300738Q	278	300967Q	292	302036Q	273	305946Q	337	310041F	300	350051KE	308
300442K	325	300529KEB1	323	300652F	270	300738T	278	300968F	293	302080F	339	305951F	310	310041KE	300	350051KW	308
300442QF	325	300529KW	286	300652KE	270	300739F	279	300968KE	293	302080Q	339	305951KE	310	310041Q	300	350051Q	308
300443K	325	300529KWB1	323	300652Q	270	300739KE	279	300968Q	293	302080T	339	305951Q	310	310042F	301	350051T	308
300443QF	325	300529Q	286	300653F	271	300739KW	279	300969F	293	302132	359	305951T	310	310042KE	301	350061F	308
300444K	326	300529QB1	323	300653FB1	318	300739Q	279	300969KE	293	302133	253	305952F	311	310042Q	301	350061KE	308
300444QF	326	300544K	327	300653KE	271	300739T	279	300969Q	293	302134F	262	305952KE	311	310043F	301	350061KW	308
300445K	326	300544QF	327	300653KEB1	318	300740F	279	300973F	291	302134Q	262	305952Q	311	310043KE	301	350061Q	308
300445QF	326	300545K	327	300653KwB2	318	300740KE	279	300973KE	291	302134T	262	305952T	311	310043Q	301	350061T	308
300469F	259	300545QF	327	300653Q	271	300740KW	279	300973Q	291	302161	352	305953F	311	310048KE	265	350062F	370
300469KE	259	300549	351	300653QB1	318	300740Q	279	300974F	291	302351KE	266	305953KE	311	310048Q	265	350062T	370
300469Q	259	300555F	316	300665Q	290	300740T	279	300974KE	291	302351Q	266	305953Q	311	310061F	305	350062TL	370
300501KE	57	300555KE	316	300675	349	300761F	315	300974Q	291	302352	266	305953T	311	310061KE	305	350063F	370
300501KE	276	300555KW	316	300676	206	300761KE	315	301020QF	328	302381	348	305957F	364	310061Q	305	350063KE	370
300501KEB1	317	300555Q	316	300676	349	300761KW	315	301023QF	328	305706	348	305957KE	364	310063F	305	350063KW	370
300501KW	57	300555T	316	300677F	285	300761Q	315	301053	347	305746F	312	305957KW	364	310063KE	305	350063Q	370
300501KW	276	300557F	303	300677FB1	324	300761T	315	301061F	289	305746KE	312	305957Q	364	310063Q	305	350063T	370
300501KWB1	317	300557Q	303	300677KE	285	300762F	131	301061KE	289	305746Q	312	305957T	364	310071F	296	350063TL	370
300501Q	57	300557T	303	300677KEB1	324	300762F	314	301061KW	289	305746T	312	305957TL	364	310071KE	296	350064F	371
300501Q	276	300558F	303	300677KW	285	300762KE	131	301061Q	289	305747F	313	305966QF	343	310071Q	296	350064KE	371
300501QB1	317	300558Q	303	300677KWB1	324	300762KE	314	301067	254	305747KE	313	305967KE	335	310072F	297	350064KW	371
300509	354	300558T	303	300677Q	285	300762KW	131	301068	254	305747Q	313	305967Q	335	310072KE	297	350064Q	371

ITEM	PG	ITEM	PG	ITEM	PG	ITEM	PG	ITEM	PG
400189	155	400726	145	400897	142	460062B	233	460377W	235
400231F	157	400727	144	400897	143	460063	222	460378K	234
400231T	157	400727	145	400898	142	460071	197	460378V	236
400232	147	400728	144	400898	143	460072	232	460378W	235
400232	157	400728	145	400915T	229	460072B	233	460380	223
400233	147	400800	184	400931F	152	460078	230	460390	228
400233	157	400800	190	400931T	152	460079	230	460391	228
400234	147	400810	184	400932	152	460092	242	460392	228
400234	157	400810	190	400933	152	460093	181	460394F	224
400235	147	400820T	150	400934	152	460096	182	460394T	224
400235	157	400821F	151	400935	152	460097	180	460441	195
400237	147	400821T	151	400936F	152	460097	181	460442	209
400237	157	400822	150	400936T	152	460097	182	460446	195
400238	147	400822	151	400937	152	460097	184	460471T	238
400238	157	400823	150	400961T	240	460098	180	460472T	238
400239F	147	400823	151	400962T	240	460098	184	460555	205
400239T	147	400824	150	401006	205	460099	184	460561	224
400280F	154	400824	151	401080T	227	460116	206	460575	221
400280T	154	400825	150	401152	252	460117	206	460576	221
400290T	249	400825	151	401156	252	460118	206	460583	225
400291S	203	400830	188	401157	252	460120T	178	461078	230
400291S	249	400831	187	401302	192	460121T	179	461080	204
400291T	249	400832	187	401413	209	460136	198	461084	204
400302	191	400832	188	401663	210	460137	198	461131	208
400322	207	400832	189	401667	231	460141	183	461132	208
400323	207	400832	190	405051BLK	213	460180	201	461145	196
400324	194	400833	189	405051BLU	214	460181	202	461147	196
400325	204	400834	187	405051BRN	212	460182	202	461150	218
400327	222	400834	190	405051GRY	214	460183	200	461151	218
400328	222	400835	190	405051WHT	213	460184	200	461161	229
400329	222	400836	187	405052BLK	213	460202	245	461252	211
400381T	349	400836	188	405052BLU	214	460212	203	461253	211
400410F	155	400836	189	405052BRN	212	460213	203	461308	199
400410T	155	400836	190	405052GRY	214	460220T	226	500215	57
400415T	248	400837	180	405052WHT	213	460228	198	500215	276
400561F	156	400837	181	405053BLK	216	460229	240	500215	317
400561T	156	400837	182	405053BLU	217	460231	219	9601QK	362
400562	156	400837	184	405053BRN	215	460234N	207	9601TF	362
400563	156	400839T	185	405053GRY	217	460235	256	9602KW	362
400564	156	400840T	186	405053WHT	216	460243	180	9602QK	362
400565	156	400890F	143	405054BLK	216	460244N	207	9602TF	362
400720F	145	400890T	143	405054BLU	217	460259	207	B259-02	54
400720T	145	400891F	142	405054BRN	215	460260	207	B259-02	55
400721F	144	400891T	142	405054GRY	217	460263	220	B259-03	54
400721T	144	400892	142	405054WHT	216	460266	219	B259-03	55
400722	144	400892	143	410302	193	460279	245	B259-04	54
400722	145	400893	142	450101T	256	460285	251	B259-04	55
400723	144	400893	143	450102T	256	460331	247	B259-05	54
400723	145	400894	142	450103T	256	460359	207	B259-05	55
400724	144	400894	143	460023	241	460360	207	B259-10	54
400724	145	400895	142	460056K	234	460362	194	B259-11	54
400725	144	400895	143	460056V	236	460366	194		
400725	145	400896	142	460056W	235	460377K	234		
400726	144	400896	143	460062	232	460377V	236		



BEDROOM

Master Collections ..... 8



FEATURES

- FINISH: DARK BURL
- UPHOLSTERY: DARK BROWN LEATHERETTE
- METAL EXTENSION DRAWER GLIDES
- FRENCH FRONT, ENGLISH BACK DOVETAIL
- BOX SPRING: REQUIRED



EXETER COLLECTION

- European traditional style is beautified with open carved crown design and burl wood veneer
- Cases have special Bombé shaped bodies and serpentine fronts for an elevated, high-end look
- Sleigh bed has a leatherette upholstered headboard that is tufted with pierced through carving cap rail
- Dresser & nightstand have marble tops with removable jewelry tray in dresser
- Drawers are finished using 45 mm metal glides for smooth operation
- USB charging ports in nightstand

- A. 222751Q Queen Bed**  
64.75" w x 97.75" d x 70.50" h (4 slats)
- 222751KE Eastern King Bed**  
81.00" w x 97.75" d x 72.50" h (4 slats)
- 222751KW California King Bed**  
81.00" w x 101.50" d x 72.50" h (4 slats)
- B. 222752 Nightstand**  
32.75" w x 19.00" d x 30.00" h
- C. 222753 Dresser**  
63.75" w x 17.75" d x 38.25" h
- D. 222754 Mirror**  
41.75" w x 1.50" d x 43.00" h
- E. 222755 Chest**  
43.75" w x 18.00" d x 58.25" h

PRODUCT HIGHLIGHTS

- FELT LINED TOP DRAWERS: Safely store jewelry or treasured keepsakes
- DUAL USB PORTS: Conveniently connect your digital devices
- PRODUCT MATERIALS: Solid poplar
- LEATHERETTE HEADBOARD: Elegant and durable upholstery
- TESTED STATIC WEIGHT: 600 lbs
- 60 LBS TIP OVER TEST: Cases 30" and taller passed ASTM standards test





## FEATURES

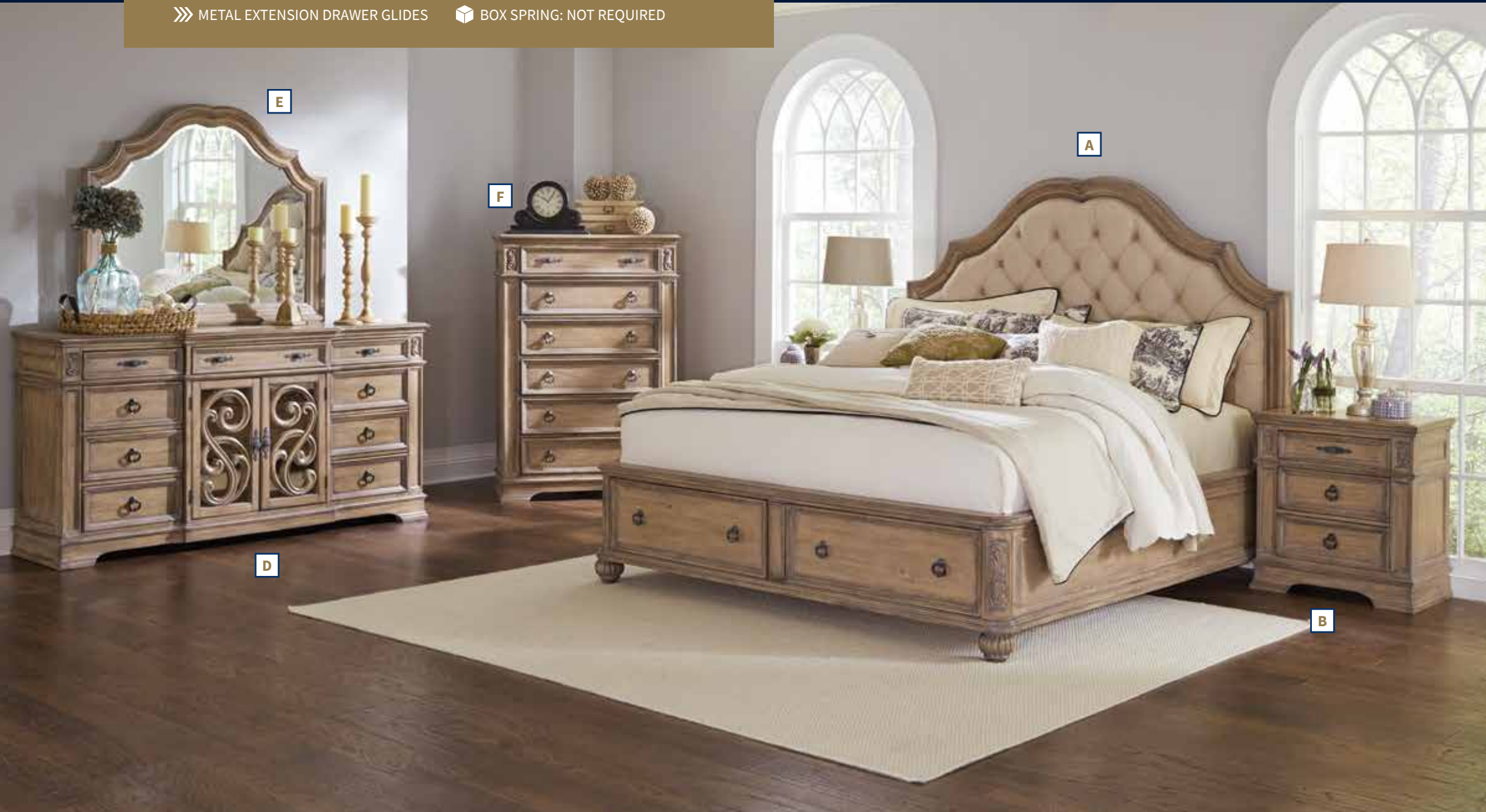
FINISH: ANTIQUE LINEN

METAL EXTENSION DRAWER GLIDES







ENGLISH DOVETAIL FRONT & BACK

BOX SPRING: NOT REQUIRED

## BEDROOM | COLLECTIONS



### PRODUCT HIGHLIGHTS

-  FELT LINED TOP DRAWERS: Safely store jewelry or treasured keepsakes
-  HARDWARE FINISH: Antique brass handles
-  PRODUCT MATERIALS: Solid pine & mahogany, white oak and walnut veneers
-  DUAL USB PORTS: Conveniently connect your digital devices
-  TESTED STATIC WEIGHT: 600 lbs
-  60 LBS TIP OVER TEST: Cases 30" and taller passed ASTM standards test

### A. 205070Q Queen Storage Bed

66.50" w x 90.50" d x 68.00" h (13 slats)

### 205070KE Eastern King Storage Bed

82.75" w x 90.50" d x 70.00" h (13 slats)

### 205070KW California King Storage Bed

82.75" w x 94.00" d x 70.00" h (13 slats)

### B. 205072 Nightstand

28.25" w x 18.00" d x 29.75" h

### C. 205077 Door Nightstand

30.50" w x 18.00" d x 30.75" h

### D. 205073 Dresser

77.50" w x 20.75" d x 40.00" h

### E. 205074 Mirror

52.00" w x 1.75" d x 43.25" h

### F. 205075 Chest

40.00" w x 20.00" d x 58.75" h

## ILANA COLLECTION

- Storage bed features charming bonnet top frame with tufted, upholstered headboard and storage drawers in footboard
- All scroll work is made of metal and framed to fit over antiqued mirrors
- This collection has no resin and no particle board
- Nightstands have dual USB ports to charge tablets and phones
- Dresser features a removable jewelry tray and adjustable shelves
- Exclusive Coaster design



FEATURES

- FINISH: RUSTIC SMOKE
- UPHOLSTERY: GREY FABRIC

- SELF-CLOSING METAL DRAWER GLIDES
- ENGLISH DOVETAIL FRONT & BACK
- BOX SPRING: REQUIRED



FLORENCE COLLECTION

- Rustic smoke finish gives a warm golden tone that shows off wood grain
- Nightstand features three drawers and a USB outlet
- Dresser offers three felt-lined top drawers with six additional drawers
- Six drawer chest features felt-lined top drawers with four additional drawers
- Bottom drawers are cedar-lined for safe storage
- Solid pine and mahogany construction with veneers
- Bed frame requires box spring
- Drawers feature self-closing glides and dovetail joints

- A. 205171Q Queen Bed**  
66.25" w x 88.75" d x 65.25" h (4 slats)
- 205171KE Eastern King Bed**  
82.25" w x 88.75" d x 65.25" h (4 slats)
- 205171KW California King Bed**  
82.25" w x 92.50" d x 65.25" h (4 slats)
- B. 205176 3 Drawer Nightstand**  
31.50" w x 18.00" d x 29.75" h
- C. 205173 Dresser**  
70.00" w x 20.00" d x 40.25" h
- D. 205174 Mirror**  
52.00" w x 2.25" d x 40.25" h
- E. 205175 Chest**  
40.00" w x 20.00" d x 55.75" h

- F. 205177 Vanity Desk**  
62.00" w x 18.00" d x 31.25" h
- G. 205178 Vanity Mirror**  
38.25" w x 2.25" d x 42.00" h
- H. 205179 Vanity Bench**  
20.50" w x 17.00" d x 18.50" h





## FEATURES

FINISH: RUSTIC SMOKE

SELF-CLOSING METAL DRAWER GLIDES

ENGLISH DOVETAIL FRONT & BACK

BOX SPRING: REQUIRED

## BEDROOM | COLLECTIONS



### PRODUCT HIGHLIGHTS

- FELT LINED TOP DRAWERS: Safely store jewelry or treasured keepsakes
- HARDWARE FINISH: Antique Bronze
- PRODUCT MATERIALS: Solid pine & mahogany, pine veneer, solid albasia
- DUAL USB PORTS: Conveniently connect your digital devices
- TESTED STATIC WEIGHT: 600 lbs
- 60 LBS TIP OVER TEST: Cases 30" and taller passed ASTM standards test

- A. 205170Q Queen Bed**  
66.25"w x 88.75"d x 65.25"h (4 slats)
- 205170KE Eastern King Bed**  
82.25"w x 88.75"d x 65.25"h (4 slats)
- 205170KW California King Bed**  
82.25"w x 92.50"d x 65.25"h (4 slats)
- B. 205176 3 Drawer Nightstand**  
31.50"w x 18.00"d x 29.75"h
- C. 205173 Dresser**  
70.00"w x 20.00"d x 40.25"h
- D. 205174 Mirror**  
52.00"w x 2.25"d x 40.25"h
- E. 205175 Chest**  
40.00"w x 20.00"d x 55.75"h

### FLORENCE COLLECTION

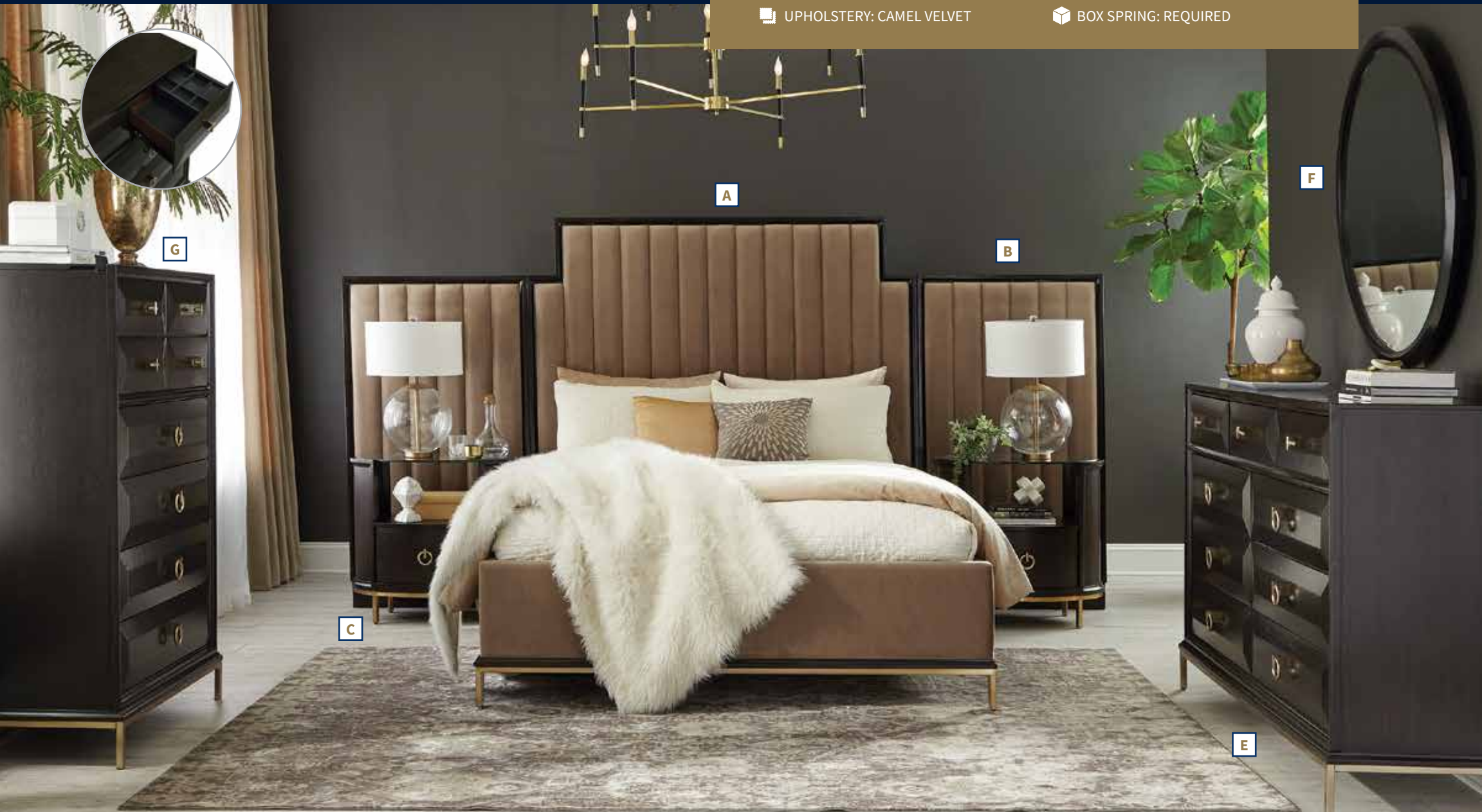
- Rustic smoke finish gives a warm golden tone that shows off wood grain
- Nightstand features 3 drawers and a USB outlet
- Dresser offers three felt-lined top drawers with six additional drawers
- 6-drawer chest features felt-lined top drawers with four additional drawers
- Bottom drawers are cedar-lined for safe storage
- Solid pine and mahogany construction with veneers
- Bed frame requires box spring
- Drawers feature self-closing glides and dovetail joints



FEATURES

- FINISH: AMERICANO
- UPHOLSTERY: CAMEL VELVET

- METAL EXTENSION DRAWER GLIDES
- ENGLISH DOVETAIL FRONT & BACK
- BOX SPRING: REQUIRED



FORMOSA COLLECTION

- Inspired by the Art Deco period, this collection is designed for those who love clean line elegance and a bit of glamour
- Upholstered bed is offered in a neutral color as well as a stunning dark green matte velvet with beautiful wood trims and an electroplated metal base
- Add an upholstered side panel pair to your bed to create a luxurious statement wall
- 3-D beveled facade drawer fronts and rose brass custom made hardware completes a compelling visual escapade
- Circular mirrors come with metal wall mount brackets as well wooden brackets to attach to dresser & vanity desk
- Hidden lift top in chest with jewelry storage and beveled mirror
- Coaster's exclusive design

- A. 222820Q Queen Bed**  
86.50"w x 87.25"d x 68.00"h (4 slats)
- 222820KE Eastern King Bed**  
86.50"w x 87.25"d x 68.00"h (4 slats)
- 222820KW California King Bed**  
90.50"w x 93.25"d x 70.00"h (4 slats)
- B. 222820P Wall Panels**  
32.00"w x 2.25"d x 58.00"h
- C. 222822 Oval Nightstand**  
30.00"w x 18.00"d x 28.00"h
- D. 222842 3 Drawer Nightstand**  
32.00"w x 18.00"d x 29.00"h
- E. 222823 Dresser**  
65.75"w x 19.00"d x 41.75"h
- F. 222824 Mirror**  
39.75"dia x 1.25"d
- G. 222825 Chest**  
39.25"w x 19.00"d x 56.50"h
- H. 222827 Vanity Desk**  
55.00"w x 18.00"d x 31.50"h
- I. 222828 Vanity Mirror**  
35.75"dia x 1.25"d
- J. 222829 Vanity Stool (Dark Moss)**  
21.00"w x 16.00"d x 20.75"h
- K. 222830 Vanity Stool (Camel)**  
21.00"w x 16.00"d x 20.75"h

PRODUCT HIGHLIGHTS

- FELT LINED TOP DRAWERS:** Safely store jewelry or treasured keepsakes
- DUAL USB PORTS:** Conveniently connect your digital devices
- PRODUCT MATERIAL:** Solid poplar, eucalyptus veneer, plywood, MDF, metal, tempered glass
- REMOVABLE JEWELRY TRAY:** Located in the dresser
- TESTED STATIC WEIGHT:** 600 lbs
- 60 LBS TIP OVER TEST:** Cases 30" and taller passed ASTM standards test





## FEATURES

 FINISH: AMERICANO

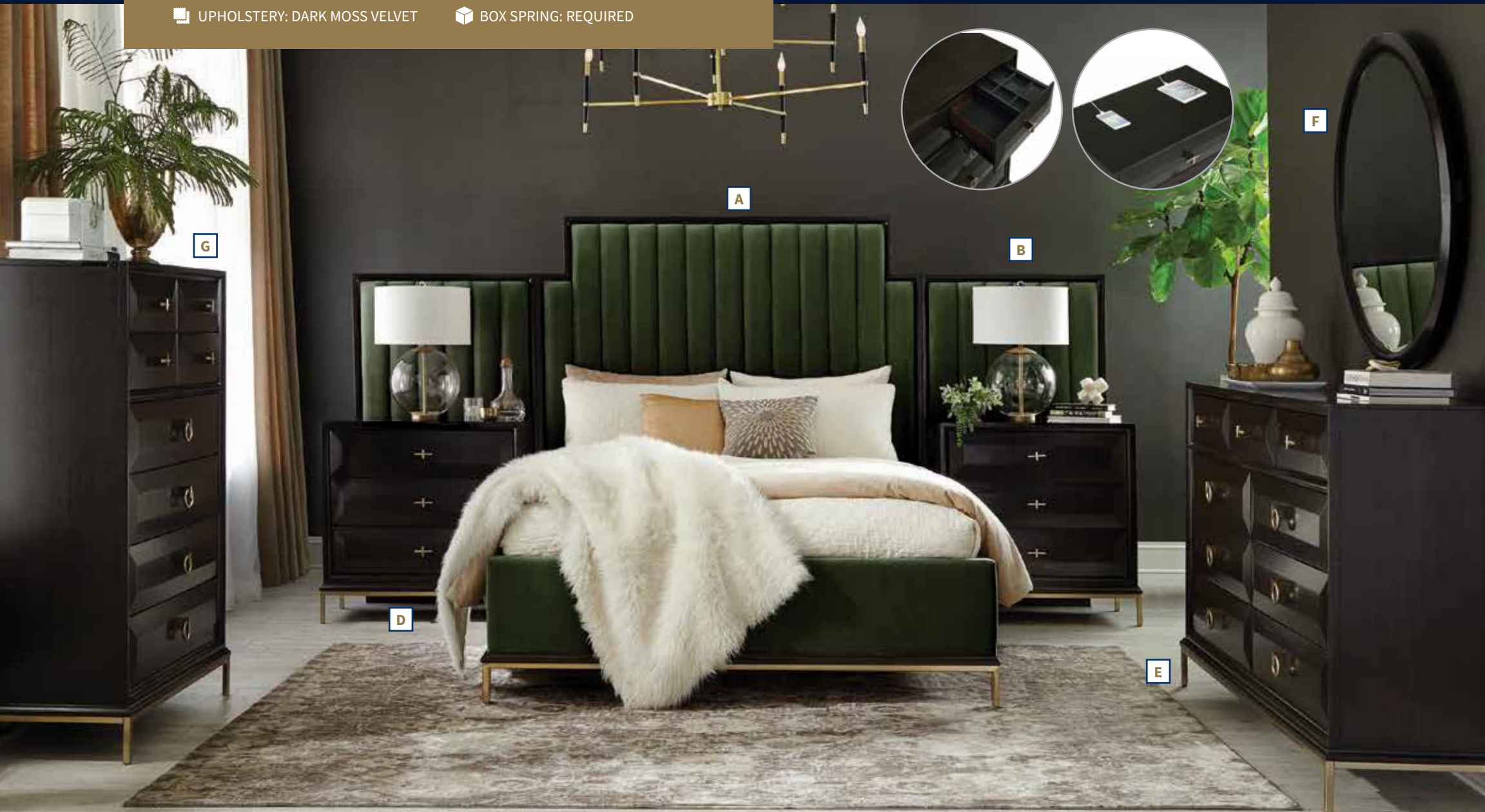
 UPHOLSTERY: DARK MOSS VELVET

 METAL EXTENSION DRAWER GLIDES







 ENGLISH DOVETAIL FRONT & BACK

 BOX SPRING: REQUIRED

## BEDROOM | COLLECTIONS



### PRODUCT HIGHLIGHTS

-  **FELT LINED TOP DRAWERS:** Safely store jewelry or treasured keepsakes
-  **DUAL USB PORTS:** Conveniently connect your digital devices
-  **PRODUCT MATERIAL:** Solid poplar, eucalyptus veneer, plywood, MDF, metal, tempered glass
-  **Jewelry tray for both dress & chest**
-  **TESTED STATIC WEIGHT:** 600 lbs
-  **60 LBS TIP OVER TEST:** Cases 30" and taller passed ASTM standards test

#### A. 222821Q Queen Bed

86.50"w x 87.25"d x 68.00"h (4 slats)

#### 222821KE Eastern King Bed

86.50"w x 87.25"d x 68.00"h (4 slats)

#### 222821KW California King Bed

90.50"w x 93.25"d x 70.00"h (4 slats)

#### B. 222821P Wall Panels

32.00"w x 2.25"d x 58.00"h

#### C. 222822 Oval Nightstand

30.00"w x 18.00"d x 28.00"h

#### D. 222842 3 Drawer Nightstand

32.00"w x 18.00"d x 29.00"h

#### E. 222823 Dresser

65.75"w x 19.00"d x 41.75"h

#### F. 222824 Mirror

39.75"dia x 1.25"d

#### G. 222825 Chest

39.25"w x 19.00"d x 56.50"h

#### H. 222827 Vanity Desk

55.00"w x 18.00"d x 31.50"h

#### I. 222828 Vanity Mirror

35.75"dia x 1.25"d

#### J. 222829 Vanity Stool

(Dark Moss)

21.00"w x 16.00"d x 20.75"h

#### K. 222830 Vanity Stool

(Camel)

21.00"w x 16.00"d x 20.75"h



## FORMOSA COLLECTION

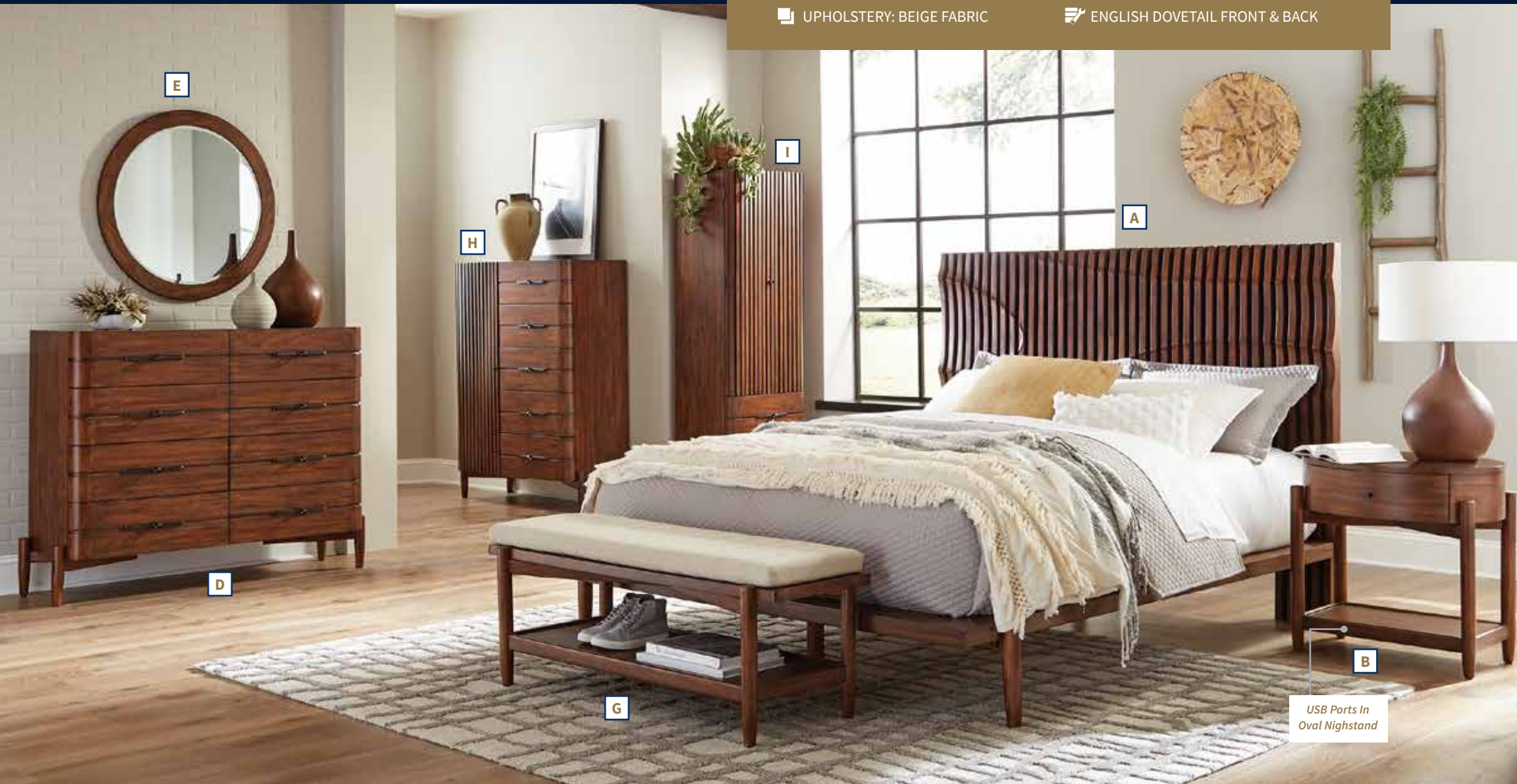
- Inspired by the Art Deco period, this collection is designed for those who love clean line elegance and a bit of glamour
- Upholstered bed is offered in a neutral color as well as a stunning dark green matte velvet with beautiful wood trims and an electroplated metal base
- Add an upholstered side panel pair to your bed to create a luxurious statement wall
- 3-D beveled facade drawer fronts and rose brass custom made hardware completes a compelling visual escapade
- Circular mirrors come with metal wall mount brackets as well wooden brackets to attach to dressers
- Hidden lift top in chest with jewelry storage and beveled mirror
- Coaster's exclusive design



FEATURES

- WOOD FINISH: DESERT TEAK
- UPHOLSTERY: BEIGE FABRIC

- METAL EXTENSION DRAWER GLIDES
- METAL FINISH: MATTE BLACK
- ENGLISH DOVETAIL FRONT & BACK



SAN MATEO COLLECTION

- A very special design combining vertical solid wood slats, curved corners, and cradle floating bases
- Crafted of solid mahogany and teak veneer in a rich, warm brown finish and custom metal hardware in a matte black finish
- Bed has platform system that will accommodate most mattress types and warranties including memory foam
- Wave movement created with shaped vertical slats in headboard is beautifully executed for a true statement
- Bed can be used with oval shaped nightstand or create a wavy wall by adding the pair of side panels that come with floating nightstands
- Shoe cabinet and floor mirror complete this outstanding collection
- Exclusive Coaster design

- A. 222981Q Queen Bed**  
74.25" w x 88.50" d x 55.00" h (13 slats)
- 222981KE Eastern King Bed**  
90.00" w x 88.50" d x 55.00" h (13 slats)
- 222981KW California King Bed**  
86.00" w x 90.50" d x 55.00" h (13 slats)
- B. 222982 Nightstand**  
26.25" w x 19.00" d x 26.25" h
- C. 222982P Nightstand w/ Panel (pair)**  
21.75" w x 18.50" d x 55.00" h
- D. 222983 Dresser**  
56.00" w x 18.00" d x 42.25" h
- E. 222984 Mirror**  
33.25" w x 0.75" d x 33.25" h
- F. 222985 Chest**  
37.50" w x 18.00" d x 54.25" h
- G. 222986 Bench**  
48.00" w x 18.00" d x 20.00" h

- H. 222987 Door Chest**  
45.75" w x 18.00" d x 56.00" h
- I. 222989 Shoe Cabinet**  
27.75" w x 18.00" d x 75.25" h
- J. 222990 Floor Mirror**  
30.75" w x 0.75" d x 76.00" h

PRODUCT HIGHLIGHTS

- FELT LINED TOP DRAWERS: Safely store jewelry or treasured keepsakes
- PRODUCT MATERIALS: Solid mahogany, teak veneer
- REMOVABLE JEWELRY TRAY: Located in the dresser
- TESTED STATIC WEIGHT: 600 lbs
- 60 LBS TIP OVER TEST: Cases 30" and taller passed ASTM standards test



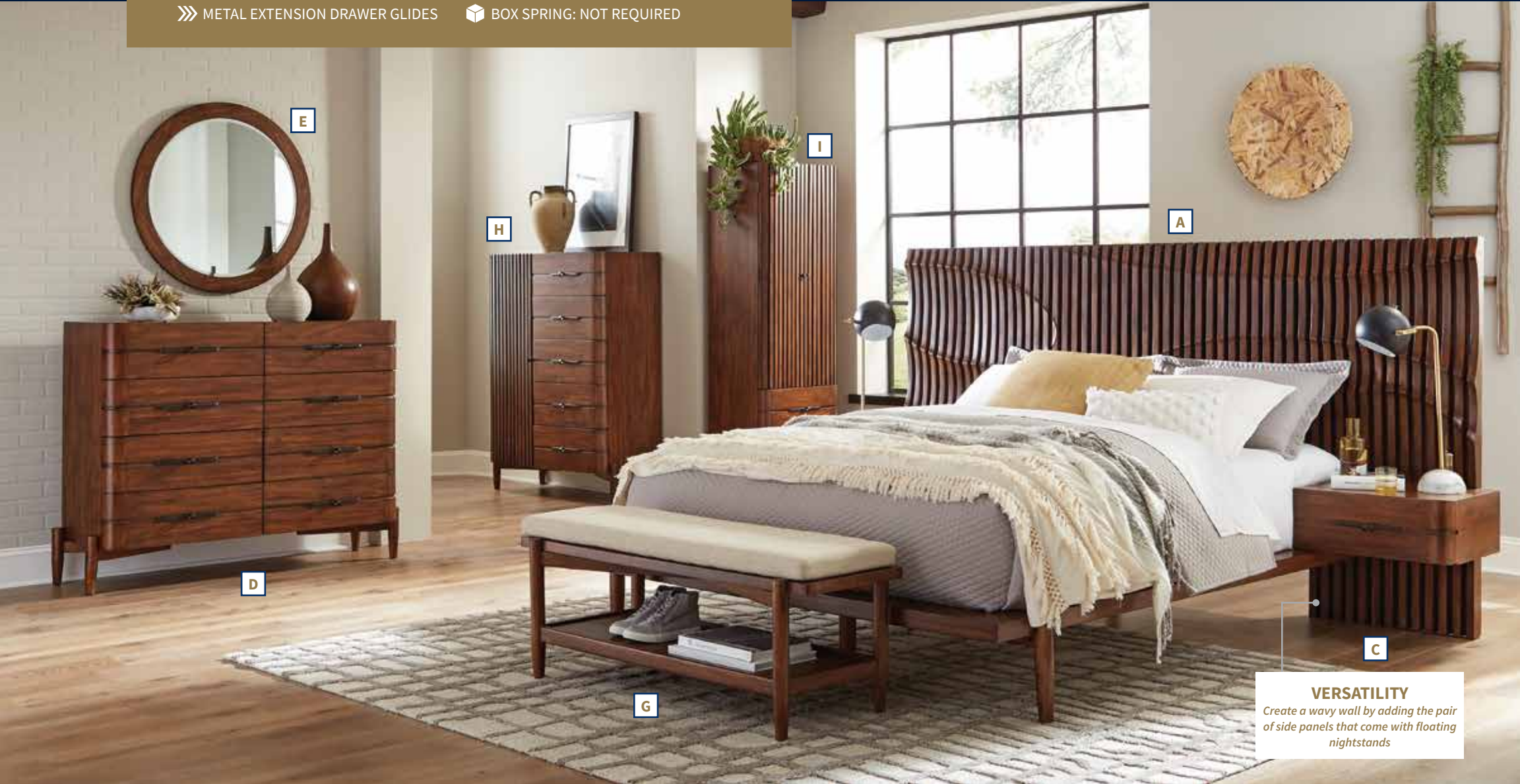


FEATURES

- WOOD FINISH: DESERT TEAK
- METAL EXTENSION DRAWER GLIDES

- METAL FINISH: MATTE BLACK
- BOX SPRING: NOT REQUIRED

BEDROOM | COLLECTIONS



**VERSATILITY**  
Create a wavy wall by adding the pair of side panels that come with floating nightstands



PRODUCT HIGHLIGHTS

- FELT LINED TOP DRAWERS: Safely store jewelry or treasured keepsakes
- PRODUCT MATERIALS: Solid mahogany, teak veneer
- REMOVABLE JEWELRY TRAY: Located in the dresser
- TESTED STATIC WEIGHT: 600 lbs
- 60 LBS TIP OVER TEST: Cases 30" and taller passed ASTM standards test

- A. 222981Q Queen Bed**  
74.25"w x 88.50"d x 55.00"h (13 slats)
- 222981KE Eastern King Bed**  
90.00"w x 88.50"d x 55.00"h (13 slats)
- 222981KW California King Bed**  
86.00"w x 90.50"d x 55.00"h (13 slats)
- B. 222982 Nightstand**  
26.25"w x 19.00"d x 26.25"h
- C. 222982P Nightstand w/ Panel (pair)**  
21.75"w x 18.50"d x 55.00"h
- D. 222983 Dresser**  
56.00"w x 18.00"d x 42.25"h
- E. 222984 Mirror**  
33.25"w x 0.75"d x 33.25"h
- F. 222985 Chest**  
37.50"w x 18.00"d x 54.25"h

- G. 222986 Bench**  
48.00"w x 18.00"d x 20.00"h
- H. 222987 Door Chest**  
45.75"w x 18.00"d x 56.00"h
- I. 222989 Shoe Cabinet**  
27.75"w x 18.00"d x 75.25"h
- J. 222990 Floor Mirror**  
30.75"w x 0.75"d x 76.00"h



SAN MATEO COLLECTION

- A very special design combining vertical solid wood slats, curved corners, and cradle floating bases
- Crafted of solid mahogany and teak veneer in a rich, warm brown finish and custom metal hardware in matte black finish
- Wave movement created with shaped vertical slats in headboard is beautifully executed for a true statement
- Bed has platform system that will accommodate most mattress types and warranties including memory foam
- Bed can be used with oval shaped nightstand or create a wavy wall by adding the pair of side panels that come with floating nightstands
- Shoe cabinet and floor mirror complete this outstanding collection
- Exclusive Coaster design



FEATURES

FINISH: SMOKEY WALNUT / COFFEE BEAN

ENGLISH DOVETAIL FRONT & BACK

METAL EXTENSION DRAWER GLIDES

BOX SPRING: NOT REQUIRED



WINSLOW COLLECTION

- Rooted in beautiful craftsmanship and true to the live edge movement, the Winslow Collection is a stunning gift of nature
- Featuring full-tree slab veneers with natural exotic variances, exposed dovetail joinery, floating bases and walnut bow tie inlays
- Platform bed has wood panel platform – best to use with your all foam, latex or air mattresses
- Offers your choice of platform bed with or without storage
- Fingertip pull drawers
- Top right drawer of dresser includes a removable jewelry tray
- Exclusive Coaster design

**A. 223250Q Queen Bed**

73.50”w x 90.50”d x 53.00”h (13 slats)

**223250KE Eastern King Bed**

89.50”w x 90.50”d x 53.00”h (13 slats)

**223250KW California King Bed**

85.50”w x 94.50”d x 52.25”h (13 slats)

**B. 223250SQ Storage Queen Bed**

72.50”w x 89.00”d x 53.00”h (13 slats)

**223250SKE Storage Eastern King Bed**

89.50”w x 89.00”d x 53.00”h (13 slats)

**223250SKW Storage California King Bed**

89.25”w X 93.00”d X 53.50”h (13 slats)

**C. 223252 Nightstand**

26.00”w x 18.00”d x 24.50”h

**D. 223253 Dresser**

64.00”w x 18.00”d x 36.00”h

**E. 223254 Mirror**

44.00”w x 1.50”d x 36.00”h

**F. 223255 Chest**

40.00”w x 18.00”d x 42.25”h

**G. 223256 Standing Mirror**

31.00”w x 1.50”d x 76.00”h

**H. 223259 Shoe Tower**

26.25”w x 16.00”d x 78.25”h

PRODUCT HIGHLIGHTS



**FELT LINED TOP DRAWERS:**  
Safely store jewelry or treasured keepsakes



**DUAL USB PORTS:** Conveniently connect your digital devices



**PRODUCT MATERIALS:**  
Mahogany wood, Veneer : Trembesi Veneer, Walnut Veneer



**STORAGE SPACE:**  
Store away personal items



**MIX & MATCH:** Combine pieces to match your personal style



**TESTED STATIC WEIGHT:**  
600 lbs





**60 LBS TIP OVER TEST:** Cases 30” and taller passed ASTM standards test



FEATURES

- FINISH: SMOKEY WALNUT / COFFEE BEAN
- ENGLISH DOVETAILS FRONT & BACK
- METAL EXTENSION DRAWER GLIDES
- BOX SPRING: NOT REQUIRED

BEDROOM | COLLECTIONS




**BEAUTIFUL CRAFTSMANSHIP**  
Solid walnut bow tie inlays  
create a simple look



FEATURES

- FINISH: SANDSTONE
- METAL EXTENSION DRAWER GLIDES

- ENGLISH DOVETAIL FRONT & BACK
- BOX SPRING: NOT REQUIRED





## FEATURES

FINISH: SANDSTONE

METAL EXTENSION DRAWER GLIDES

ENGLISH DOVETAIL FRONT & BACK

BOX SPRING: NOT REQUIRED

## BEDROOM | COLLECTIONS



### PRODUCT HIGHLIGHTS

- FELT LINED TOP DRAWERS: Safely store jewelry or treasured keepsakes
- DUAL USB PORTS: Conveniently connect your digital devices
- PRODUCT MATERIALS: Solid mahogany, abaca, MDF, plywood
- REMOVABLE JEWELRY TRAY: Located in the dresser
- TESTED STATIC WEIGHT: 600 lbs
- 60 LBS TIP OVER TEST: Cases 30" and taller passed ASTM standards test

- A. 223050Q Queen Bed**  
68.25" w x 88.25" d x 54.00" h (17 slats)
- 223050KE Eastern King Bed**  
84.00" w x 88.25" d x 54.00" h (17 slats)
- 223050KW California King Bed**  
80.00" w x 90.25" d x 54.00" h (18 slats)
- B. 223051Q Queen Bed**  
68.25" w x 88.25" d x 54.00" h (17 slats)
- 223051KE Eastern King Bed**  
84.00" w x 88.25" d x 54.00" h (17 slats)
- 223051KW California King Bed**  
80.00" w x 90.25" d x 54.00" h (18 slats)
- C. 223052 Nightstand**  
27.25" w x 18.00" d x 26.75" h
- D. 223053 Dresser**  
66.00" w x 18.00" d x 38.00" h

- E. 223054 Mirror**  
46.00" w x 1.25" d x 37.25" h
- F. 223055 Chest**  
35.75" w x 18.00" d x 49.00" h
- G. 223056 Bench**  
48.75" w x 19.00" d x 17.25" h
- H. 223057 Floor Mirror**  
30.75" w x 1.25" d x 76.00" h
- I. 223058 Shoe Cabinet**  
24.00" w x 18.00" d x 72.75" h



HEADBOARD DETAIL

### VANOWEN COLLECTION

- Our exclusive design for modern coastal homes with a mid century modern flair
- Floating solid wood bases create a unique design feature
- Bed has platform system that will accommodate most mattress types and warranties including memory foam
- Wood finish has sand blasted drawer fronts and panels with graphic patterns. Wire brushed surface on remaining areas
- Choice of two headboards with abaca woven headboard or wooden carved patterned headboard
- Shoe cabinet and floor mirror add height and a design statement to your bedroom
- Exclusive Coaster design



FEATURES

- FINISH: SMOKED PEPPERCORN
- FRENCH DOVETAILS & ENGLISH BACK DOVETAILS
- METAL EXTENSION DRAWER GLIDES
- BOX SPRING: REQUIRED





## DURANGO COLLECTION

- Introduce modern, linear symmetry with elegant wood and metal details
- Case fronts feature metal trim that makes a sleek statement for the collection
- Vaulted headboard creates dramatic height
- Collection includes luxe, functional extras like a special shoe tower and floor mirror
- Exclusive Coaster design

### A. 223261Q Queen Panel Bed

65.00" w x 86.00" d x 80.00" h (4 slats)

### 223261KE Eastern King Panel Bed

81.00" w x 86.00" d x 80.00" h (4 slats)

### 223261KW California King Panel Bed

81.00" w x 90.25" d x 80.00" h (4 slats)

### B. 223262 Nightstand

30.00" w x 18.00" d x 29.50" h

### C. 223263 Dresser

70.00" w x 20.00" d x 38.50" h

### D. 223264 Mirror

52.25" w x 1.50" d x 40.00" h

### E. 223265 Chest

38.00" w x 20.00" d x 54.50" h

### F. 223269 Shoe Tower

23.00" w x 18.00" d x 72.00" h

### G. 223270 Floor Mirror

36.00" w x 2.00" d x 80.00" h

## PRODUCT HIGHLIGHTS



**GREY FELT LINED TOP DRAWERS:** Safely store jewelry or treasured keepsakes



**DUAL USB PORTS:** Conveniently connect your digital devices



**PRODUCT MATERIALS:** Poplar Wood / Asian Hardwood Veneer: Birch Veneer



**STORAGE SPACE:** Store away personal items



**TESTED STATIC WEIGHT:** 600 lbs



**60 LBS TIP OVER TEST:** Cases 30" and taller passed ASTM standards test

E



G



F





FEATURES







- WOOD FINISH: GREY OAK
- METAL EXTENSION DRAWER GLIDES

- ENGLISH DOVETAIL FRONT & BACK
- UPHOLSTERY: DARK GREY FABRIC
- BOX SPRING: NOT REQUIRED

SMITHSON COLLECTION

- Thoughtful and creative design for modern homes with plenty of bells & whistles
- Crafted of solid poplar and white oak veneer with oversized linear metal handles in a polished chrome finish
- Grey fabric upholstered storage bed has horizontal channels on headboard and bench seat in footboard
- Bed has platform system that will accommodate most mattress types and warranties including memory foam
- Two nightstand options with floating glass top or wood top designs
- Contemporary clean line design with stunning details
- Floating chest is finished with storage on both sides, a glass top, and a felt lined organizational top drawer
- Exclusive Coaster design

PRODUCT HIGHLIGHTS

-  FELT LINED TOP DRAWERS: Safely store jewelry or treasured keepsakes
-  DUAL USB PORTS: Conveniently connect your digital devices
-  PRODUCT MATERIAL: Solid poplar, eucalyptus veneer, plywood MDF, metal, tempered glass
-  REMOVABLE JEWELRY TRAY: Located in the dresser
-  TESTED STATIC WEIGHT: 600 lbs
-  60 LBS TIP OVER TEST: Cases 30" and taller passed ASTM standards test

- A. 222850Q Queen Storage Bed**  
64.25" w x 96.50" d x 58.00" h (13 slats)
- 222850KE Eastern King Storage Bed**  
79.25" w x 96.50" d x 58.00" h (13 slats)
- 222850KW California King Storage Bed**  
79.25" w x 100.00" d x 58.00" h (13 slats)
- B. 222852 Nightstand w/Metal Base**  
28.50" w x 17.00" d x 29.50" h
- C. 222856 Nightstand w/Glass Top**  
30.00" w x 18.75" d x 30.00" h
- D. 222853 Dresser**  
64.25" w x 19.00" d x 42.25" h
- E. 222854 Mirror**  
50.00" w x 1.50" d x 35.00" h
- F. 222855 Chest**  
40.00" w x 19.00" d x 55.00" h
- G. 222857 Floating Chest**  
48.00" w x 28.00" d x 42.25" h
- H. 222859 Floor Mirror**  
36.00" w x 1.50" d x 80.00" h



## FEATURES

FINISH: RUSTIC LATTE / VINTAGE WHITE

METAL EXTENSION DRAWER GLIDES

ENGLISH DOVETAIL FRONT & BACK

BOX SPRING: REQUIRED

## BEDROOM | COLLECTIONS



### PRODUCT HIGHLIGHTS

- FELT LINED TOP DRAWERS: Safely store jewelry or treasured keepsakes
- HARDWARE FINISH: Gunmetal Black
- PRODUCT MATERIALS: Pine wood
- DUAL USB PORTS: Conveniently connect your digital devices
- TESTED STATIC WEIGHT: 600 lbs
- 60 LBS TIP OVER TEST: Cases 30" and taller passed ASTM standards test

- A. 206461Q Queen Bed**  
70.00"w x 86.75"d x 70.00"h (4 slats)
- 206461KE Eastern King Bed**  
85.75"w x 86.75"d x 70.00"h (5 slats)
- 206461KW California King Bed**  
85.75"w x 91.25"d x 70.00"h (5 slats)
- B. 206462 Nightstand**  
34.00"w x 18.00"d x 32.75"h
- C. 206463 Dresser**  
68.00"w x 20.00"d x 38.25"h
- D. 206464 Mirror**  
50.00"w x 1.75"d x 40.00"h
- E. 206465 Chest**  
40.25"w x 20.00"d x 56.00"h

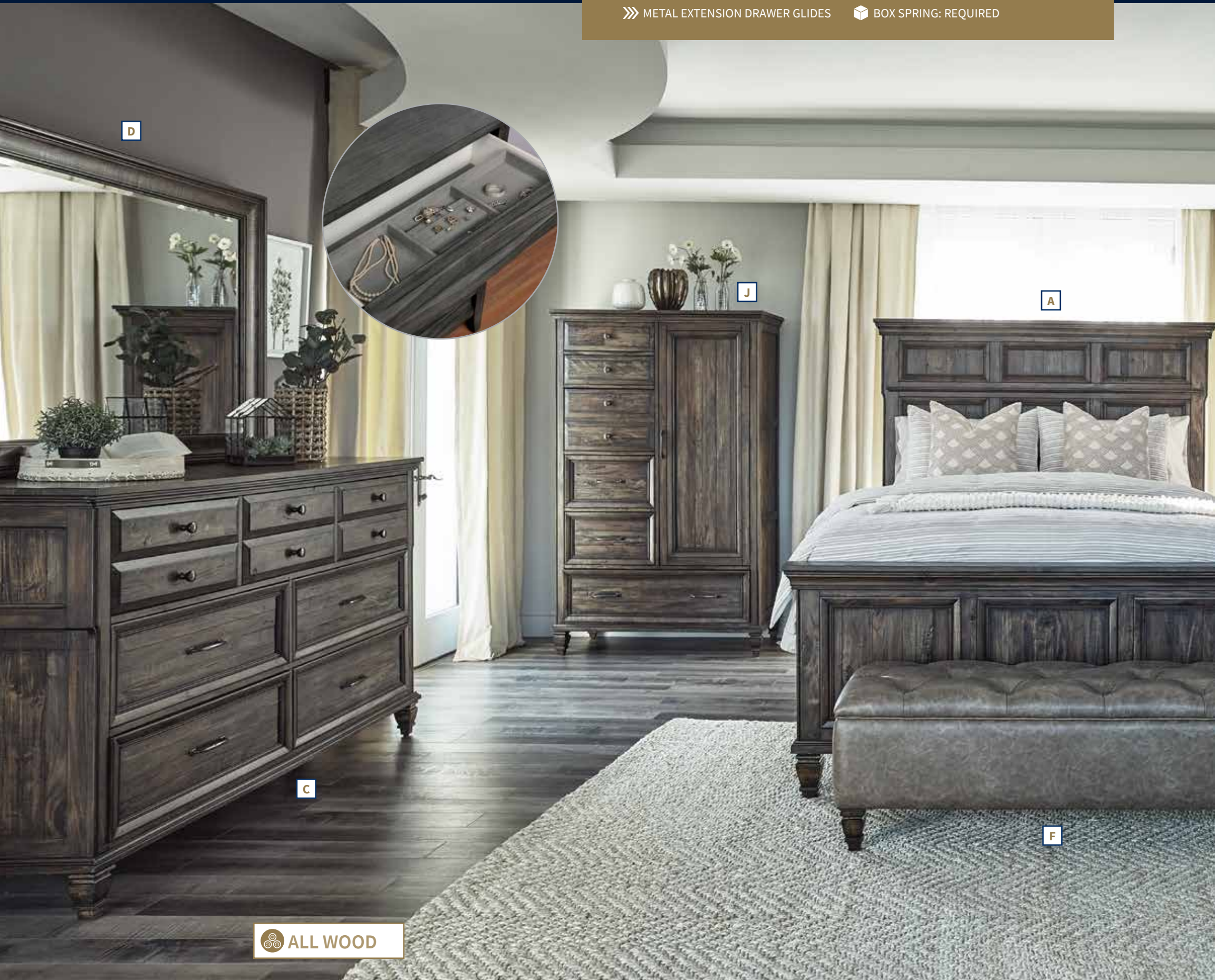
### CELESTE COLLECTION

- Inspired by rustic, farmhouse design that emphasizes charm from every angle
- Nightstand features dual USB charging ports
- Cedar-lined bottom drawers in storage pieces
- Removable jewelry tray featured in dresser
- Secret, nested, felt-lined drawer in chest
- Celeste collection features a coordinating dining set
- Exclusive Coaster design



FEATURES

- FINISH: WEATHERED BURNISHED BROWN
- ENGLISH DOVETAIL FRONT & BACK
- METAL EXTENSION DRAWER GLIDES
- BOX SPRING: REQUIRED



D

C

J

A

F

ALL WOOD





## AVENUE COLLECTION

- Traditional style with a casual sensibility armed with all the bells and whistles
- Drawers are finished using 45mm metal drawer glides for smooth operation
- Solid wood drawer boxes
- Top drawers are black felt lined, while remaining drawers are cedar lined
- Jewelry tray in dresser
- USB charging ports in nightstand
- Vanity desk has hidden compartment behind doors
- Exclusive Coaster design

### A. 223031Q Queen Bed

68.00"w x 88.25"d x 68.50"h (4 slats)

### 223031KE Eastern King Bed

83.75"w x 87.75"d x 68.25"h (4 slats)

### 223031KW California King Bed

83.75"w x 91.75"d x 68.25"h (4 slats)

### B. 223032 Nightstand

28.00"w x 18.00"d x 29.50"h

### C. 223033 Dresser

68.75"w x 20.00"d x 42.25"h

### D. 223034 Mirror

50.25"w x 1.75"d x 38.00"h

### E. 223035 Chest

44.00"w x 20.00"d x 62.25"h

### F. 223036 Trunk/Bench

50.00"w x 18.00"d x 18.50"h

### G. 223037 Vanity Desk

55.25"w x 18.00"d x 32.25"h

### H. 223038 Vanity Mirror

32.00"w x 1.75"d x 38.00"h

### I. 223039 Vanity Stool

19.75"w x 16.00"d x 18.50"h

### J. 223040 Door Chest

43.25"w x 21.50"d x 70.00"h

## PRODUCT HIGHLIGHTS



PRODUCT MATERIALS:  
Mahogany wood, Plywood



REMOVABLE JEWELRY TRAY:  
Located in the dresser



HARDWARE FINISH: Gunmetal



60 LBS TIP OVER TEST: Cases 30"  
and taller passed ASTM standards  
test



TESTED STATIC WEIGHT:  
600 lbs





FEATURES

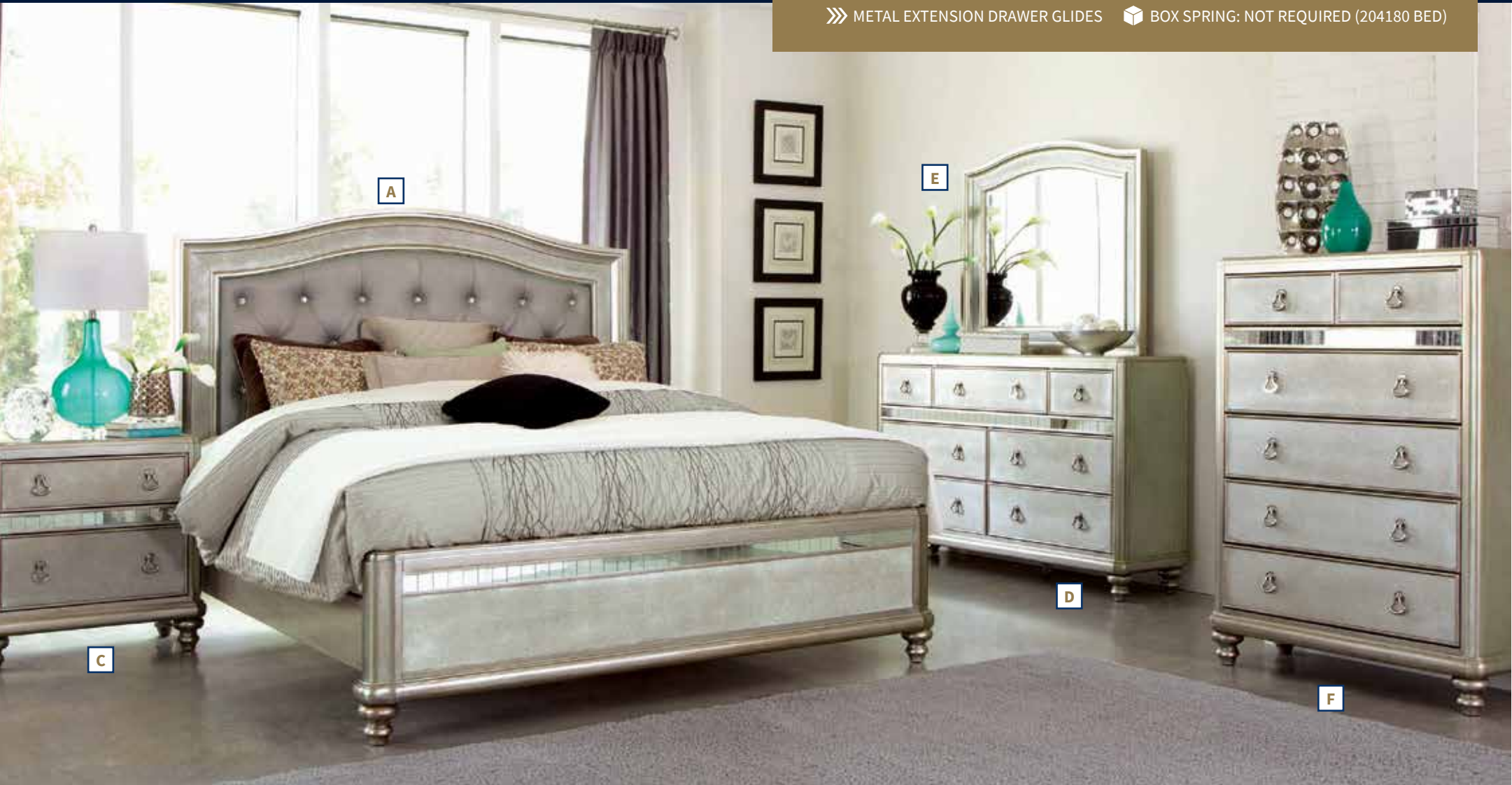
FINISH: METALLIC PLATINUM

METAL EXTENSION DRAWER GLIDES

FRENCH FRONT, ENGLISH BACK DOVETAIL

BOX SPRING: REQUIRED (204181 BED)

BOX SPRING: NOT REQUIRED (204180 BED)



BLING GAME COLLECTION

- Camel back shaped headboard and mirror inspires with stately elegance
- Glamorous platinum metallic finish features a hand-applied highlight glaze
- Individually mounted mirror tiles create a glamorous Old Hollywood shine
- Dresser and chest feature protective felt-lined top drawers
- Nested secret drawer within chest design
- Jewelry organizing tray in vanity desk with hidden drawers
- USB charging port in nightstand for bedside access
- Bed available with or without footboard storage

- A. 204181Q Queen Bed**  
64.75" w x 85.75" d x 64.50" h (4 slats)  
**204181KE Eastern King Bed**  
85.00" w x 85.75" d x 65.25" h (4 slats)  
**204181KW California King Bed**  
81.00" w x 89.75" d x 65.25" h (4 slats)  
**B. 204180Q Queen Storage Bed**  
65.00" w x 88.50" d x 64.25" h (4 slats)  
**204180KE Eastern King Storage Bed**  
81.00" w x 88.50" d x 64.25" h (4 slats)  
**204180KW California King Storage Bed**  
81.00" w x 92.50" d x 64.25" h (4 slats)  
**C. 204182 Nightstand**  
30.25" w x 17.50" d x 30.00" h  
**D. 204183 Dresser**  
65.50" w x 17.50" d x 40.50" h  
**E. 204184 Mirror**  
46.00" w x 2.00" d x 40.00" h  
**F. 204185 Chest**  
39.00" w x 17.50" d x 54.75" h

PRODUCT HIGHLIGHTS

- FELT LINED TOP DRAWERS: Safely store jewelry or treasured keepsakes
- HARDWARE FINISH: Silver ring pulls
- PRODUCT MATERIALS: Asian hardwood, pine wood, pine mahogany/white oak/walnut veneer inlay
- DUAL USB PORTS: Conveniently connect your digital devices
- TESTED STATIC WEIGHT: 600 lbs
- 60 LBS TIP OVER TEST: Cases 30" and taller passed ASTM standards test



Storage bed does not require box spring



## FEATURES

- FINISH: METALLIC PLATINUM
- UPHOLSTERY: METALLIC SILVER

- METAL EXTENSION DRAWER GLIDES
- FRENCH FRONT, ENGLISH BACK DOVETAIL
- BOX SPRING: REQUIRED

## BEDROOM | COLLECTIONS



Upholstery

### PRODUCT HIGHLIGHTS

- FELT LINED TOP DRAWERS: Safely store jewelry or treasured keepsakes
- HARDWARE FINISH: Silver ring pulls
- PRODUCT MATERIALS: Asian hardwood, pine wood, pine mahogany/white oak/walnut veneer inlay
- DUAL USB PORTS: Conveniently connect your digital devices
- TESTED STATIC WEIGHT: 600 lbs
- 60 LBS TIP OVER TEST: Cases 30" and taller passed ASTM standards test

- A. 300824Q Queen Bed**  
66.50"w x 91.00"d x 65.00"h (4 slats)
- 300824KE Eastern King Bed**  
82.00"w x 91.00"d x 65.00"h (5 slats)
- 300824KW California King Bed**  
78.00"w x 95.00"d x 65.00"h (5 slats)
- 300824F Full Bed**  
60.25"w x 86.00"d x 65.00"h (4 slats)
- B. 204182 Nightstand**  
30.25"w x 17.50"d x 30.00"h
- C. 204183 Dresser**  
65.50"w x 17.50"d x 40.50"h
- D. 204184 Mirror**  
46.00"w x 2.00"d x 40.00"h
- E. 204185 Chest**  
39.00"w x 17.50"d x 54.75"h

- F. 204187 Vanity Desk**  
53.25"w x 18.00"d x 30.00"h
- G. 204188 Vanity Mirror**  
34.00"w x 1.75"d x 40.50"h
- H. 204189 Vanity Stool**  
18.00"w x 18.00"d x 18.00"h

### BELMONT COLLECTION

- Metallic leatherette, demi-wing bed with crystal button tufting in the headboard and side rails
- Individually applied chrome nailhead trim on headboard, footboard, and demi-wings
- Metallic platinum finished solid hardwood legs
- Requires box spring





## FEATURES

FINISH: WHITE WASHED NATURAL  
METAL EXTENSION DRAWER GLIDES

ENGLISH DOVETAIL FRONT & BACK  
BOX SPRING: REQUIRED



### TAWNY COLLECTION

- Custom designed hand-forged, extra-long handles feature a dark, antique brass finish
- Dual USB ports on the nightstand add easy charging capability
- Black felt-lined top drawers protect delicate accessories
- Dresser includes a removable jewelry tray
- Exclusive Coaster design

**A. 223241Q Queen Bed**  
64.00" w x 85.75" d x 60.25" h (4 slats)  
**223241KE Eastern King Bed**  
80.00" w x 85.75" d x 60.25" h (4 slats)  
**223241KW California King Bed**  
76.00" w x 89.75" d x 60.25" h (4 slats)  
**B. 223242 Nightstand**  
29.25" w x 18.00" d x 29.25" h  
**C. 223243 Dresser**  
65.00" w x 18.00" d x 39.25" h  
**D. 223244 Mirror**  
46.00" w x 1.50" d x 36.00" h  
**E. 223245 Chest**  
40.00" w x 18.00" d x 54.25" h  
**F. 223246 Bench**  
48.00" w x 16.00" d x 18.25" h

### PRODUCT HIGHLIGHTS

- FELT LINED TOP DRAWERS:**  
Safely store jewelry or treasured keepsakes
- HARDWARE FINISH:**  
Dark Antique Brass
- DUAL USB PORTS:** Conveniently connect your digital devices
- PRODUCT MATERIALS:** Hardwood  
-Solid mahogany Veneer - Knotty oak, acacia & okume
- TESTED STATIC WEIGHT:**  
600 lbs
- 60 LBS TIP OVER TEST:** Cases 30" and taller passed ASTM standards test





## FEATURES

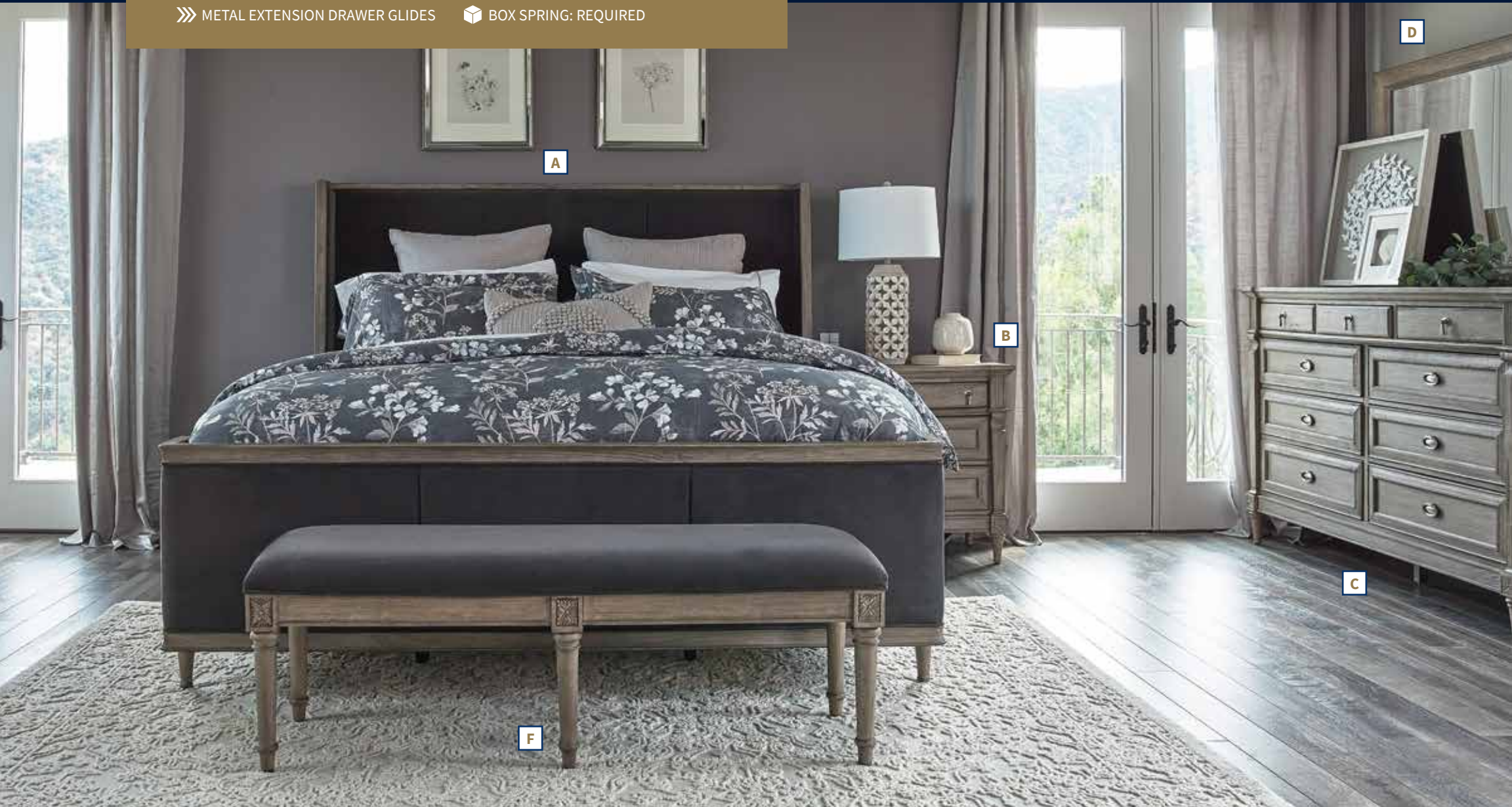
FINISH: FRENCH GREY

METAL EXTENSION DRAWER GLIDES

ENGLISH DOVETAIL FRONT & BACK

BOX SPRING: REQUIRED

## BEDROOM | COLLECTIONS



### PRODUCT HIGHLIGHTS

- FELT LINED TOP DRAWERS: Safely store jewelry or treasured keepsakes
- DUAL USB PORTS: Conveniently connect your digital devices
- PRODUCT MATERIALS: Mahogany wood, MDF, Plywood
- TESTED STATIC WEIGHT: 800 lbs
- 60 LBS TIP OVER TEST: Cases 30" and taller passed ASTM standards test

- A. 223121Q Queen Bed**  
66.25"w x 85.00"d x 60.25"h (4 slats)
- 223121KE Eastern King Bed**  
82.25"w x 85.00"d x 60.25"h (4 slats)
- 223121KW California King Bed**  
82.25"w x 89.00"d x 60.25"h (4 slats)
- B. 223122 Nightstand**  
28.00"w x 19.25"d x 30.50"h
- C. 223123 Dresser**  
65.00"w x 21.25"d x 42.75"h
- D. 223124 Mirror**  
50.00"w x 1.75"d x 35.00"h
- E. 223125 Chest**  
44.00"w x 20.00"d x 59.00"h
- F. 223126 Bench**  
56.75"w x 17.00"d x 19.50"h

### ALDERWOOD COLLECTION

- Classic French neoclassical design re-imagined for today's take on traditional expressions
- Stunning neutral, sand blasted, wood finish with just the right amount of French grey for a beautiful bedroom
- Crafted of solid mahogany and mahogany veneer, this collection has plenty of drawers, including a secret drawer in the chest, and a removable jewelry tray in the dresser
- French chamber bed has wrap around wings and is fully framed and upholstered with charcoal grey matte velvet
- Antique silver metal finished pendant and ring pull hardware completes the collection with grace



FEATURES

- FINISH: VINTAGE BOURBON
- METAL EXTENSION DRAWER GLIDES

- FRONT FRENCH DOVETAIL/BACK PIN CONSTRUCTION
- BOX SPRING: NOT REQUIRED



ALL WOOD

ELK GROVE COLLECTION

- Rough sawn planks in a rich bourbon finish add a rustic touch
- Bed features convenient footboard storage
- Cord charging access provided in the nightstand
- Dresser has a removable jewelry tray while the extra-tall chest creates plentiful storage
- Features all solid wood construction
- Exclusive Coaster design

- A. 203891Q Queen Bed**  
64.75”w x 95.50”d x 55.75”h (12 slats)
- 203891KE Eastern King Bed**  
81.00”w x 95.50”d x 55.75”h (12 slats)
- 203891KW California King Bed**  
77.50”w x 99.25”d x 55.75”h (12 slats)
- B. 203892 Nightstand**  
28.00”w x 17.00”d x 29.75”h
- C. 203893 Dresser**  
64.00”w x 19.00”d x 42.25”h
- D. 203894 Mirror**  
42.00”w x 1.25”d x 34.00”h
- E. 203895 Chest**  
44.00”w x 19.00”d x 61.50”h

PRODUCT HIGHLIGHTS

- FELT LINED TOP DRAWERS: Safely store jewelry or treasured keepsakes
- STORAGE SPACE: Store away personal items
- TESTED STATIC WEIGHT: 600 lbs
- 60 LBS TIP OVER TEST: Cases 30” and taller passed ASTM standards test





## FEATURES

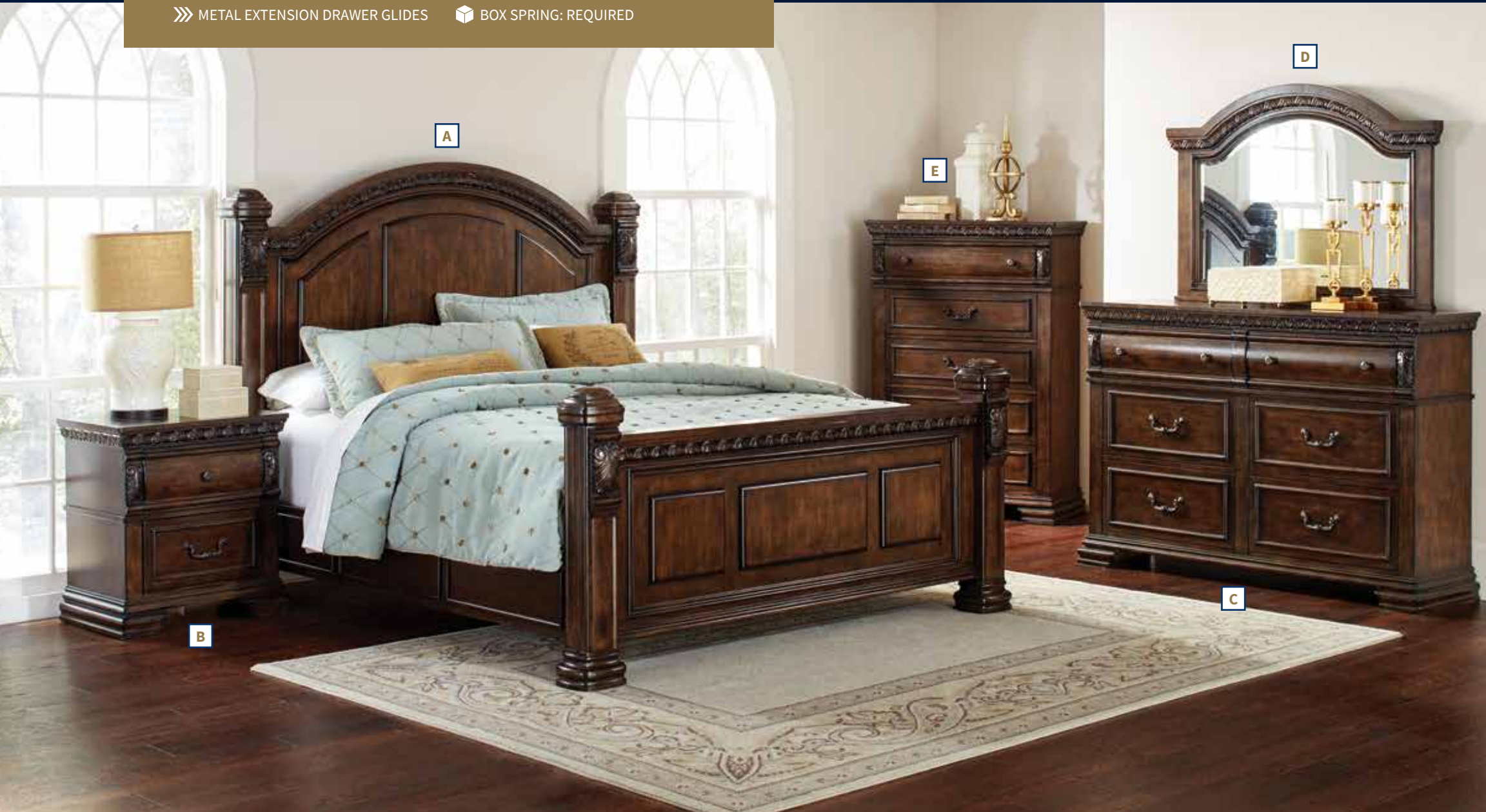
FINISH: WARM BOURBON

METAL EXTENSION DRAWER GLIDES

FRENCH FRONT, ENGLISH BACK DOVETAIL

BOX SPRING: REQUIRED

## BEDROOM | COLLECTIONS



### PRODUCT HIGHLIGHTS

- FELT LINED TOP DRAWERS: Safely store jewelry or treasured keepsakes
- HARDWARE FINISH: Antique brass finish knobs/pulls
- PRODUCT MATERIALS: Asian hardwood and select woods
- DUAL USB PORTS: Conveniently connect your digital devices
- TESTED STATIC WEIGHT: 600 lbs
- 60 LBS TIP OVER TEST: Cases 30" and taller passed ASTM standards test

- A. 204541Q Queen Bed**  
68.25"w x 92.50"d x 67.75"h (4 slats)
- 204541KE Eastern King Bed**  
84.25"w x 92.50"d x 67.75"h (4 slats)
- 204541KW California King Bed**  
84.25"w x 96.50"d x 67.75"h (4 slats)
- B. 204542 Nightstand**  
28.00"w x 19.00"d x 30.00"h
- C. 204543 Dresser**  
64.25"w x 19.00"d x 45.00"h
- D. 204544 Mirror**  
51.50"w x 2.75"d x 37.00"h
- E. 204545 Chest**  
40.00"w x 19.00"d x 58.25"h

### SATTERFIELD COLLECTION

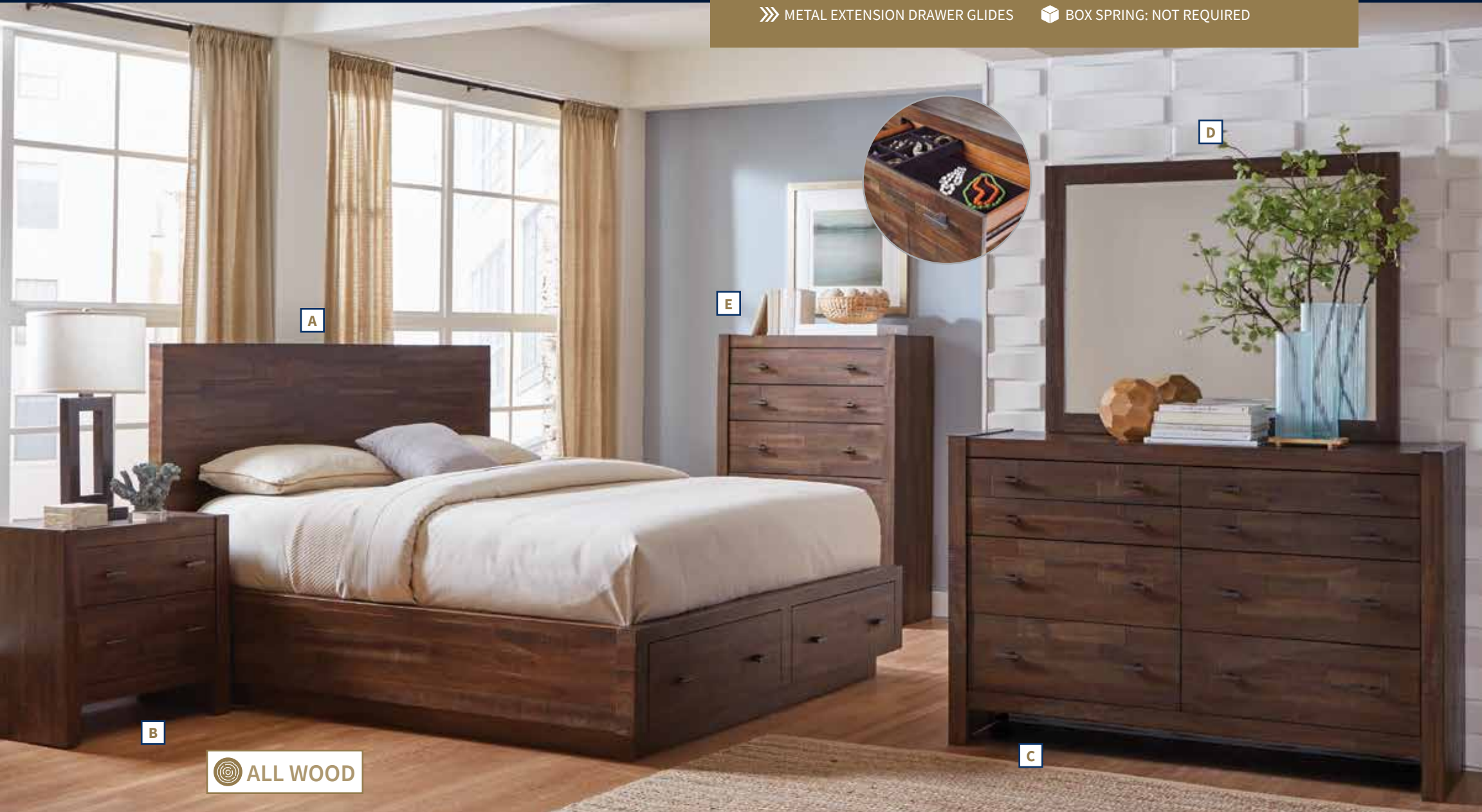
- Traditional Old English style meets today's sensibility
- Acanthus leaf carvings featured throughout
- Bombé-shaped top drawers and stout bed posts create elegance
- Raised panels add dimension to an impressive presentation
- Arched headboard and mirror



## FEATURES

FINISH: VARIED COFFEE  
METAL EXTENSION DRAWER GLIDES

ENGLISH DOVETAIL FRONT & BACK  
BOX SPRING: NOT REQUIRED



### BILOXI COLLECTION

- Bringing modernity to a rustic look provides a unique warmth to the home
- Solid mahogany and an all wood construction at an excellent value
- Contemporary shape in perfect harmony with rustic reclaimed wood look.
- Large size drawers in storage bed
- Ample drawers in cases provide plenty of storage
- Jewelry tray in dresser and dual USB ports in nightstand
- Exclusive Coaster design

**A. 222910Q Queen Storage Bed**  
67.25"w x 87.25"d x 54.00"h  
**222910KE Eastern King Bed**  
83.25"w x 87.50"d x 54.00"h  
**222910KW California King Bed**  
83.25"w x 91.50"d x 54.00"h  
**B. 222912 Nightstand**  
30.00"w x 17.25"d x 29.00"h  
**C. 222913 Dresser**  
64.00"w x 18.25"d x 42.25"h  
**D. 222914 Mirror**  
48.00"w x 2.00"d x 37.75"h  
**E. 222915 Chest**  
40.00"w x 18.25"d x 57.00"h

### PRODUCT HIGHLIGHTS

- FELT LINED TOP DRAWERS: Safely store jewelry or treasured keepsakes
- REMOVABLE JEWELRY TRAY: Located in the dresser
- HARDWARE FINISH: Dark gunmetal
- PRODUCT MATERIALS: Solid mahogany, tropical wood, plywood
- DUAL USB PORTS: Conveniently connect your digital devices
- 60 LBS TIP OVER TEST: Cases 30" and taller passed ASTM standards test





## FEATURES

FINISH: RUSTIC BARN DOOR

METAL EXTENSION DRAWER GLIDES

ENGLISH DOVETAIL FRONT & BACK

BOX SPRING: NOT REQUIRED

## BEDROOM | COLLECTIONS



### PRODUCT HIGHLIGHTS

- FELT LINED TOP DRAWERS:** Safely store jewelry or treasured keepsakes
- HARDWARE FINISH:** Black
- PRODUCT MATERIALS:** Pinewood and acacia veneer
- DUAL USB PORTS:** Conveniently connect your digital devices
- TESTED STATIC WEIGHT:** 600 lbs
- 60 LBS TIP OVER TEST:** Cases 30" and taller passed ASTM standards test

### A. 215590Q Queen Bed

69.00" w x 85.75" d x 54.00" h (13 Slats)

### 215590KE Eastern King Bed

84.75" w x 85.75" d x 54.00" h (13 Slats)

### B. 215592 Nightstand

29.25" w x 17.00" d x 27.00" h

### C. 215593 Dresser

64.00" w x 18.00" d x 42.25" h

### D. 215594 Mirror

48.00" w x 2.00" d x 33.75" h

### E. 215595 Chest

40.25" w x 18.00" d x 56.00" h

### F. 215597 Door Chest

43.00" w x 20.75" d x 62.25" h

## MEESTER COLLECTION

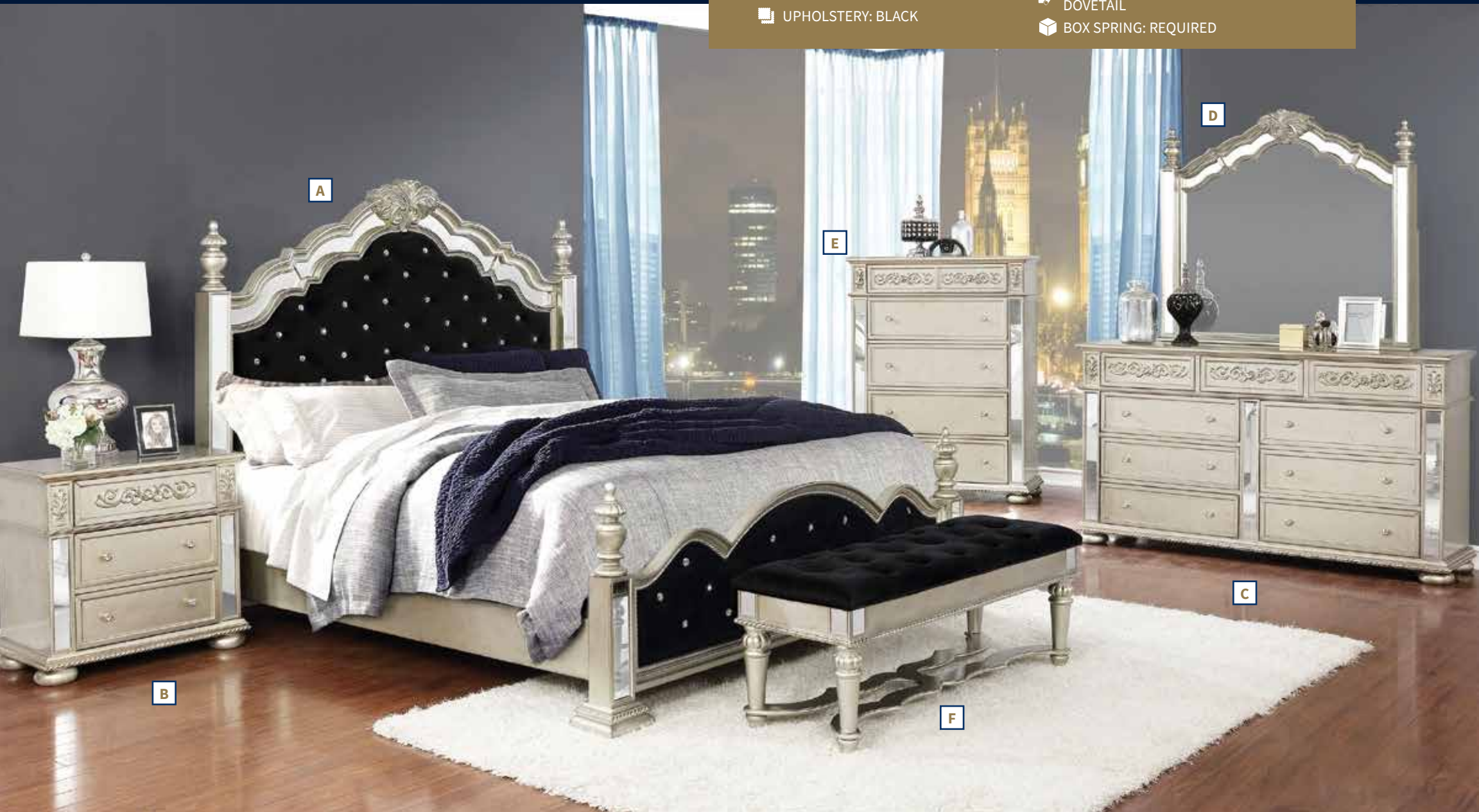
- Modernized rustic design with sliding barn doors featured on door chest and dresser
- Exaggerated industrial-style metal handles and hardware
- Wire-brushed wood finish with the look and feel of genuine reclaimed wood
- Bed delivers ample storage options with drawers on left and right sides
- Dual USB charging ports in nightstand
- Exclusive Coaster design



FEATURES

- FINISH: METALLIC PLATINUM
- UPHOLSTERY: BLACK

- METAL EXTENSION DRAWER GLIDES
- FRENCH FRONT, ENGLISH BACK DOVETAIL
- BOX SPRING: REQUIRED



HEIDI COLLECTION

- Glam meets European traditional design to create a graceful, tasteful, elegant bedroom suite
- Silver metallic finish with a warm glaze highlight that sparkles
- Matte black velvet with bling tufted buttons next to antique mirrored frame work is sure to impress
- USB ports to charge your devices in nightstand
- Removable jewelry tray in dresser

- A. 222731Q Queen Bed**  
67.25”w x 90.50”d x 69.75”h (4 slats)
- 222731KE Eastern King Bed**  
80.00”w x 90.50”d x 73.00”h (4 slats)
- B. 222732 Nightstand**  
30.00”w x 17.75”d x 29.75”h
- C. 222733 Dresser**  
64.50”w x 17.75”d x 38.00”h
- D. 222734 Mirror**  
45.00”w x 3.25”d x 41.25”h
- E. 222735 Chest**  
40.50”w x 17.75”d x 54.25”h
- F. 222736 Bench**  
52.25”w x 18.00”d x 20.75”h

PRODUCT HIGHLIGHTS

- FELT LINED TOP DRAWERS:** Safely store jewelry or treasured keepsakes
- REMOVABLE JEWELRY TRAY:** Located in the dresser
- HARDWARE FINISH:** Chrome
- PRODUCT MATERIALS:** Poplar, Asian hardwood, MDF, and plywood
- DUAL USB PORTS:** Conveniently connect your digital devices
- 60 LBS TIP OVER TEST:** Cases 30” and taller passed ASTM standards test





## FEATURES

FINISH: PINOT NOIR

METAL EXTENSION DRAWER GLIDES

FRENCH FRONT, ENGLISH BACK DOVETAIL

BOX SPRING: NOT REQUIRED

## BEDROOM | COLLECTIONS



F

### PRODUCT HIGHLIGHTS

- FELT LINED TOP DRAWERS: Safely store jewelry or treasured keepsakes
- HARDWARE FINISH: Nickel Brushed
- PRODUCT MATERIALS: Poplar wood and birch veneer
- DUAL USB PORTS: Conveniently connect your digital devices
- TESTED STATIC WEIGHT: 600 lbs
- 60 LBS TIP OVER TEST: Cases 30" and taller passed ASTM standards test

#### A. 206430Q Queen Storage Bed

69.00"w x 91.25"d x 56.25"h (13 slats)

#### 206430KE Eastern King Storage Bed

80.75"w x 91.25"d x 56.25"h (13 slats)

#### 206430KW California King Storage Bed

80.75"w x 95.25"d x 56.25"h (13 slats)

#### B. 206432 Nightstand

28.00"w x 17.00"d x 29.75"h

#### C. 206433 Dresser

64.00"w x 19.00"d x 42.25"h

#### D. 206434 Mirror

42.00"w x 1.50"d x 34.00"h

#### E. 206435 Chest

44.00"w x 19.00"d x 61.50"h

#### F. 206436 Door Chest

45.75"w x 22.00"d x 66.00"h

## BARSTOW COLLECTION

- Versatile design meets plentiful storage, highlighted with a rich pinot noir finish
- Bed features six drawers that save valuable space by offering extra storage
- Brown felt-lined top drawers and finished drawer boxes included
- Nightstand's top drawer has dual USB charging ports for easy access



## FEATURES

- FINISH: CAVIAR
- METAL EXTENSION DRAWER GLIDES

- FRENCH FRONT & ENGLISH BACK DOVETAIL
- BOX SPRING: REQUIRED




## CHULA VISTA COLLECTION

- A gorgeous take on rustic glam with chevron planked panels and crystal encrusted accents against a caviar dark wood finish
- Wrap around profile bed is a statement piece that will elevate your style
- Each crystal encrusted drawer front is actually a secret felt lined drawer
- Drawers are finished using 45mm metal drawer glides for smooth operation
- USB charging ports in nightstand
- Coaster's exclusive design

- A. 222781Q Queen Bed**  
65.25" w x 86.00" d x 58.00" h (4 slats)
- 222781KE Eastern King Bed**  
81.00" w x 86.00" d x 58.00" h (4 slats)
- 222781KW California King Bed**  
81.00" w x 90.00" d x 58.00" h (4 slats)
- B. 222782 Nightstand**  
27.25" w x 17.25" d x 27.50" h
- C. 222783 Dresser**  
66.00" w x 18.00" d x 37.75" h
- D. 222784 Mirror**  
44.00" w x 1.75" d x 38.00" h
- E. 222785 Chest**  
38.00" w x 18.75" d x 54.25" h

## PRODUCT HIGHLIGHTS

- FELT LINED TOP DRAWERS: Safely store jewelry or treasured keepsakes
- HARDWARE FINISH: Brushed Nickel
- PRODUCT MATERIALS: Solid poplar wood, poly resin and thick oak veneer
- DUAL USB PORTS: Conveniently connect your digital devices
- TESTED STATIC WEIGHT: 600 lbs
- 60 LBS TIP OVER TEST: Cases 30" and taller passed ASTM standards test





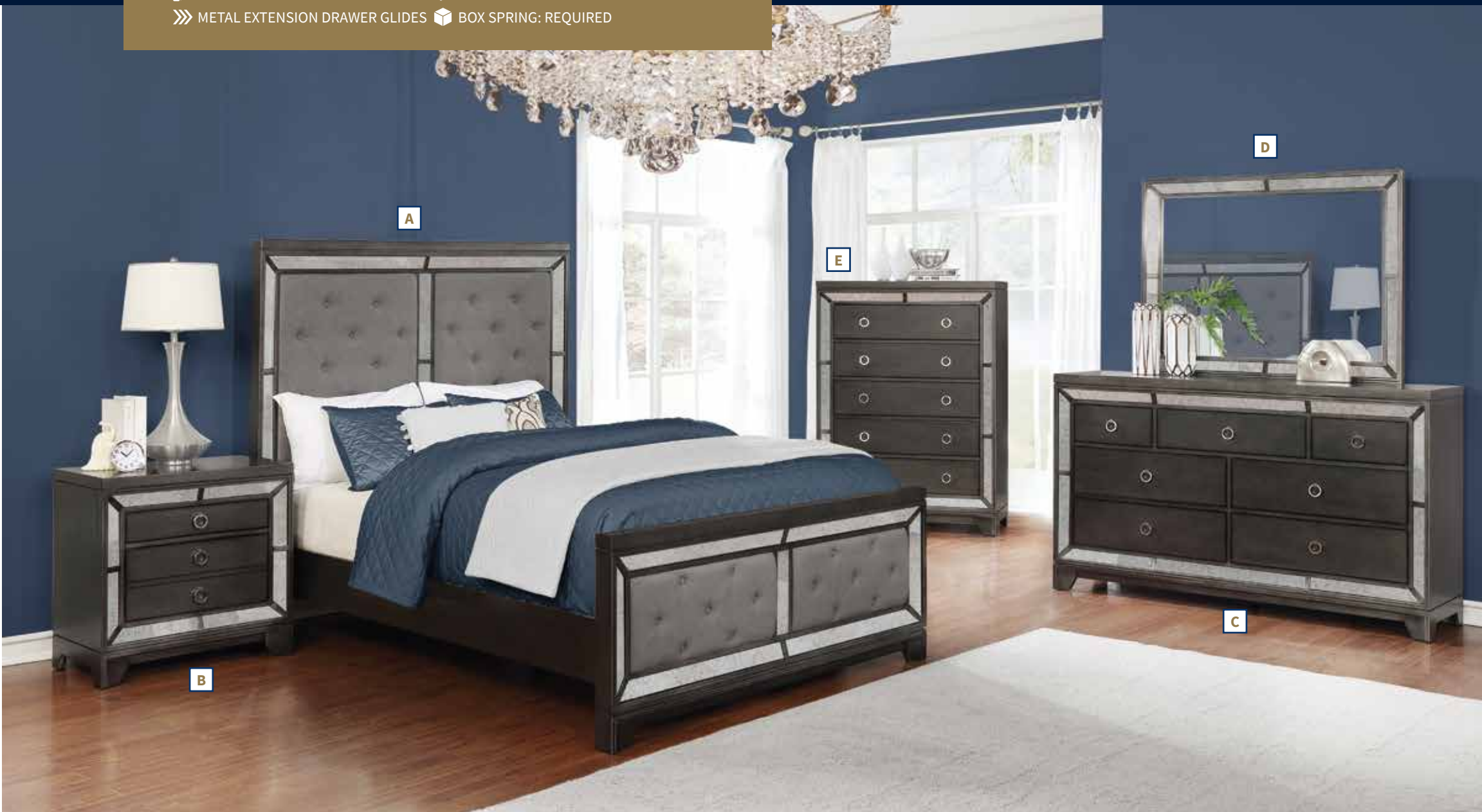
## FEATURES

FINISH: CAVIAR







FRENCH FRONT & ENGLISH BACK DOVETAIL

METAL EXTENSION DRAWER GLIDES BOX SPRING: REQUIRED

## BEDROOM | COLLECTIONS



### PRODUCT HIGHLIGHTS

-  FELT LINED TOP DRAWERS: Safely store jewelry or treasured keepsakes
-  HARDWARE FINISH: Chrome
-  PRODUCT MATERIALS: Solid pine
-  DUAL USB PORTS: Conveniently connect your digital devices
-  TESTED STATIC WEIGHT: 600 lbs
-  60 LBS TIP OVER TEST: Cases 30" and taller passed ASTM standards test

- A. 222941Q Queen Bed**  
63.25"w x 87.50"d x 64.00"h (4 slats)
- 222941KE Eastern King Bed**  
79.25"w x 87.50"d x 64.00"h (4 slats)
- B. 222942 Nightstand**  
28.25"w x 17.25"d x 29.25"h
- C. 222943 Dresser**  
64.00"w x 18.00"d x 39.25"h
- D. 222944 Mirror**  
46.00"w x 1.75"d x 36.00"h
- E. 222945 Chest**  
38.00"w x 18.00"d x 55.00"h

### MORRO BAY COLLECTION

- Transitional glam style is accented with antique mirror frames
- Bed is upholstered with grey fabric and tufted to balance out the look
- Full sized cases offering plenty of storage space
- Drawers are finished using 45mm metal drawer glides for smooth operation
- Jewelry tray in dresser
- USB charging ports in nightstand



FEATURES

FINISH: WEATHERED CARBON

METAL EXTENSION DRAWER GLIDES

FRENCH FONT, ENGLISH BACK DOVETAIL

BOX SPRING: NOT REQUIRED







## ATASCADERO COLLECTION

- Relax, unwind and imagine you are at an estate in wine country with our vineyard inspired design
- Sleigh bed is a statement with storage drawers
- Bed has platform system that will accommodate most mattress types and warranties including memory foam
- Planked rough sawn effect creates a worn vintage feel in a rich, dark carbon wood finish
- Full sized cases offering plenty of storage space
- Drawers are finished using 45mm metal drawer glides for smooth operation
- Jewelry tray in dresser
- USB charging ports in nightstand
- Coaster's Exclusive design

### A. 222880Q Queen Storage Bed

65.00"w x 85.75"d x 54.25"h (11 slats)

### 222880KE Eastern King Storage Bed

79.50"w x 88.00"d x 54.25"h (11 slats)

### 222880KW California King Storage Bed

79.50"w x 92.00"d x 54.25"h (11 slats)

### B. 222882 Nightstand

28.25"w x 17.00"d x 30.00"h

### C. 222883 Dresser

64.00"w x 19.00"d x 42.00"h

### D. 222884 Mirror

42.00"w x 1.25"d x 34.00"h

### E. 222885 Chest

44.00"w x 19.00"d x 61.75"h

## PRODUCT HIGHLIGHTS



**FELT LINED TOP DRAWERS:**  
Safely store jewelry or treasured keepsakes



**UNDER BED STORAGE:** Store away personal items



**DUAL USB PORTS:** Conveniently connect your digital devices



**HARDWARE FINISH:**  
Matte black finish knobs



**TESTED STATIC WEIGHT:**  
600 lbs



**60 LBS TIP OVER TEST:** Cases 30" and taller passed ASTM standards test





## FEATURES

- FINISH: GREY OAK
- METAL EXTENSION DRAWER GLIDES

- ENGLISH DOVETAIL FRONT & BACK
- BOX SPRING: NOT REQUIRED









### DERBYSHIRE COLLECTION

- Linear styling design for today's modern homes
- Bed features open cubby space on all three sides offering plenty of storage space
- Fully slatted platform bed
- Finished drawer boxes with black felt lined top drawers
- Cedar veneer lined drawers for safe storage (except top drawer)
- Chest has a secret drawer
- Bed has platform system that will accommodate most mattress types and warranties including memory foam
- Coaster's Exclusive Design

- A. 223201Q Queen Bed**  
66.75" w x 88.00" d x 57.00" h (18 slats)
- 223201KE Eastern King Bed**  
81.00" w x 88.00" d x 57.00" h (18 slats)
- 223201KW California King Bed**  
78.75" w x 92.00" d x 57.00" h (18 slats)
- B. 223202 Nightstand**  
29.00" w x 18.00" d x 26.00" h
- C. 223203 Dresser**  
64.00" w x 18.00" d x 34.75" h
- D. 223204 Mirror**  
40.00" w x 2.00" d x 39.25" h
- E. 223205 Chest**  
34.00" w x 18.00" d x 54.00" h

### PRODUCT HIGHLIGHTS

-  **FELT LINED TOP DRAWERS:** Safely store jewelry or treasured keepsakes
-  **PRODUCT MATERIALS:** Solid poplar, white oak veneer, MDF, LVL
-  **REMOVABLE JEWELRY TRAY:** Located in the dresser
-  **STORAGE SPACE:** Store away personal items
-  **TESTED STATIC WEIGHT:** 600 lbs
-  **60 LBS TIP OVER TEST:** Cases 30" and taller passed ASTM standards test





## FEATURES

- FINISH: WHITE
- METAL EXTENSION DRAWER GLIDES

- ENGLISH DOVETAIL FRONT & BACK
- BOX SPRING: REQUIRED

## BEDROOM | COLLECTIONS



### PRODUCT HIGHLIGHTS

- FELT LINED TOP DRAWERS: Safely store jewelry or treasured keepsakes
- HARDWARE FINISH: Brushed nickel finish knobs
- OPTIONAL COLORS: Create a stronger design statement
- STORAGE SPACE: Store away personal items
- TESTED STATIC WEIGHT: 600 lbs
- 60 LBS TIP OVER TEST: Cases 30" and taller passed ASTM standards test

#### A. 201301Q Queen Bed

65.50"w x 87.25"d x 63.00"h (4 slats)

#### 201301KE Eastern King Bed

80.25"w x 87.25"d x 63.00"h (4 slats)

#### 201301KW California King Bed

76.25"w x 91.25"d x 63.00"h (4 slats)

#### B. 201302 Nightstand

29.00"w x 16.75"d x 29.75"h

#### C. 201303 Dresser

61.25"w x 18.50"d x 40.00"h

#### D. 201304 Mirror

36.00"w x 1.25"d x 36.00"h

#### E. 201305 Chest

36.25"w x 18.50"d x 53.50"h

#### F. 201308 Man's Chest

42.25"w x 18.50"d x 61.00"h

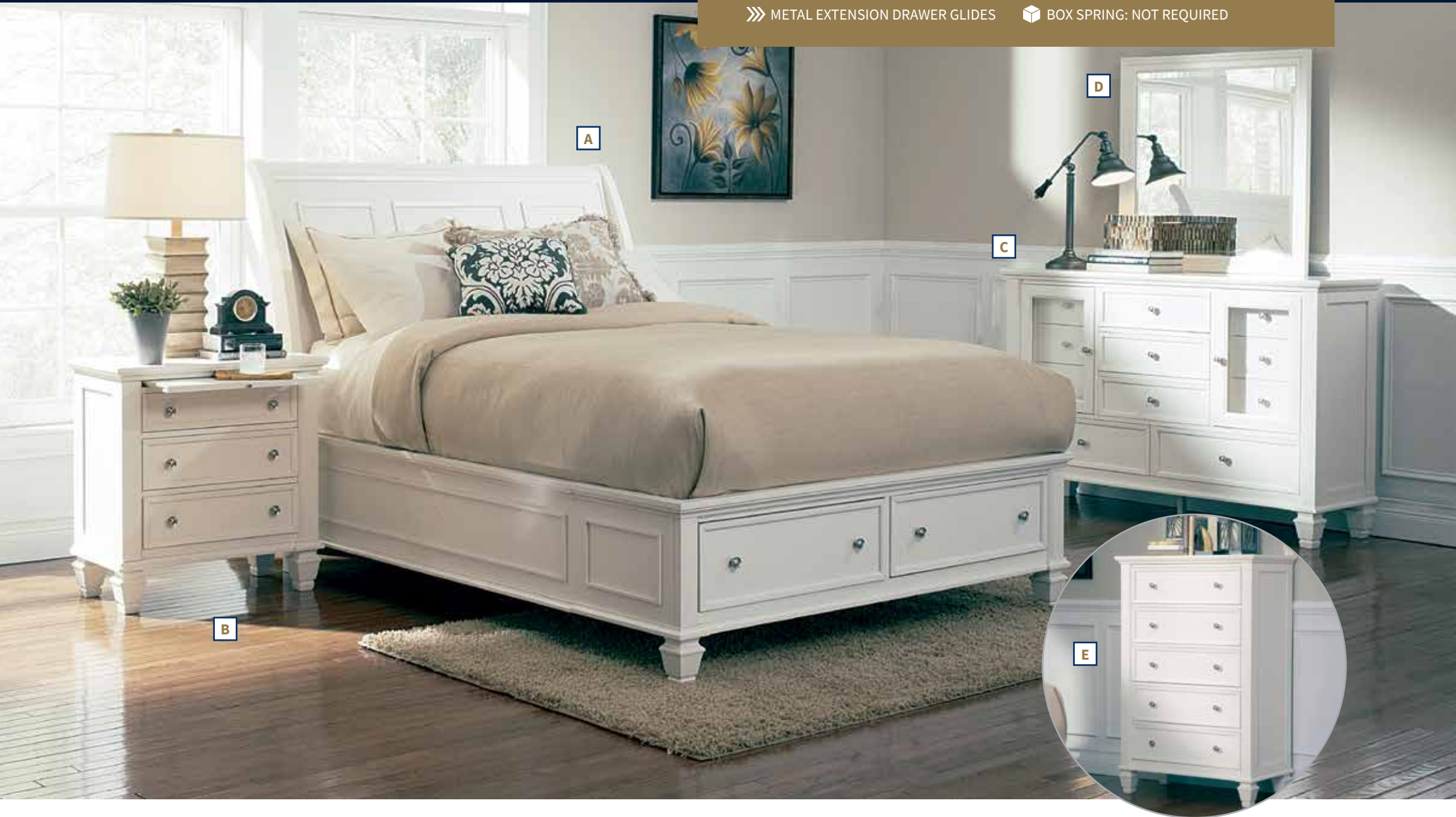
## SANDY BEACH COLLECTION

- Versatile cottage-inspired design promotes a welcoming atmosphere
- Recessed panels create dimensionality
- Featured in finish options of white, cappuccino and black
- Expertly crafted with poplar veneer and hardwoods
- Matching man's chest is also available



FEATURES

-  FINISH: WHITE
-  METAL EXTENSION DRAWER GLIDES
-  ENGLISH DOVETAIL FRONT & BACK
-  BOX SPRING: NOT REQUIRED









SANDY BEACH COLLECTION

- Versatile cottage-inspired design promotes a welcoming atmosphere
- Recessed panels create dimensionality
- Featured in finish options of white, cappuccino and black
- Expertly crafted with poplar veneer and hardwoods
- Matching man's chest is also available

- A. 201309Q Queen Storage Bed**  
64.75" w x 96.75" d x 57.00" h (12 slats)
- 201309KE Eastern King Storage Bed**  
79.50" w x 96.75" d x 57.00" h (12 slats)
- 201309KW California King Storage Bed**  
75.75" w x 100.50" d x 57.00" h (12 slats)
- B. 201302 Nightstand**  
29.00" w x 16.75" d x 29.75" h
- C. 201303 Dresser**  
61.25" w x 18.50" d x 40.00" h
- D. 201304 Mirror**  
36.00" w x 1.25" d x 36.00" h
- E. 201305 Chest**  
36.25" w x 18.50" d x 53.50" h
- F. 201308 Man's Chest**  
42.25" w x 18.50" d x 61.00" h

PRODUCT HIGHLIGHTS

-  FELT LINED TOP DRAWERS:  
Safely store jewelry or treasured keepsakes
-  HARDWARE FINISH:  
Brushed nickel finish knobs
-  STORAGE SPACE: Store  
away personal items
-  UNDER BED STORAGE:  
Store away personal items
-  TESTED STATIC WEIGHT:  
600 lbs
-  60 LBS TIP OVER TEST:  
Cases 30" and taller passed  
ASTM standards test






## FEATURES

- UPHOLSTERY: LIGHT GREY FABRIC
- LEG FINISH: BLACK

- METAL EXTENSION DRAWER GLIDES
- ENGLISH DOVETAIL FRONT & BACK
- BOX SPRING: REQUIRED

## BEDROOM | COLLECTIONS



### PRODUCT HIGHLIGHTS

- FELT LINED TOP DRAWERS:** Safely store jewelry or treasured keepsakes
- HARDWARE FINISH:** Brushed nickel finish knobs
- STORAGE SPACE:** Store away personal items
- TESTED STATIC WEIGHT:** 600 lbs
- 60 LBS TIP OVER TEST:** Cases 30" and taller passed ASTM standards test

#### A. 300708Q Queen Bed

65.00"w x 89.50"d x 55.00"h (4 slats)

#### 300708KE Eastern King Bed

81.00"w x 89.50"d x 55.00"h (5 slats)

#### 300708KW California King Bed

77.00"w x 93.50"d x 55.00"h (5 slats)

#### 300708F Full Bed

59.50"w x 84.50"d x 55.00"h (4 slats)

#### B. 201302 Nightstand

29.00"w x 16.75"d x 29.75"h

#### C. 201303 Dresser

61.25"w x 18.50"d x 40.00"h

#### D. 201304 Mirror

36.00"w x 1.25"d x 36.00"h

#### E. 201305 Chest

36.25"w x 18.50"d x 53.50"h

#### F. 201308 Man's Chest

42.25"w x 18.50"d x 61.00"h

### PALMA UPHOLSTERED BED

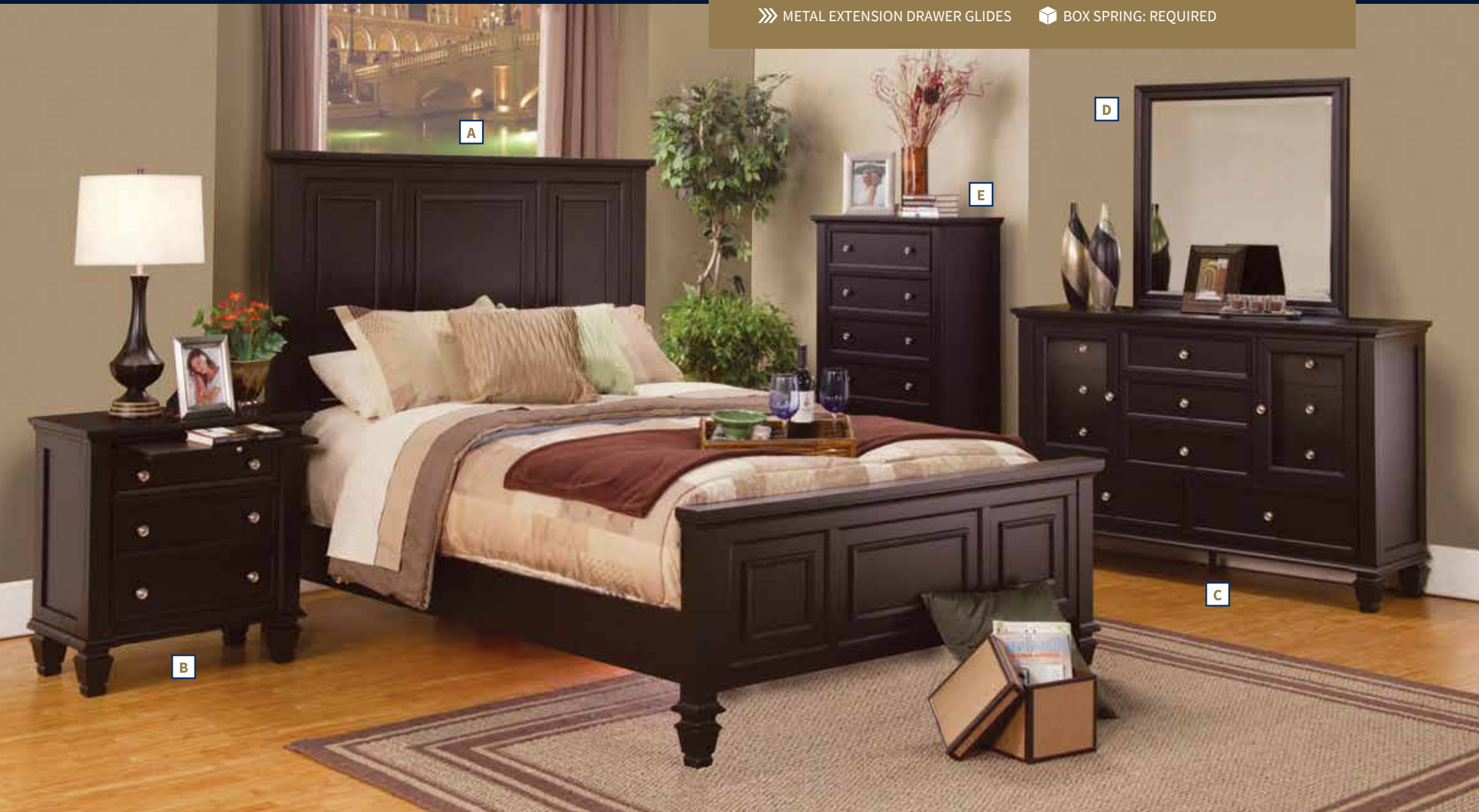
- Dramatic demi-wing bed is upholstered in grey fabric
- Button-tufted headboard and footboard add a classic touch
- Solid birch legs are finished in black
- Frame is constructed with pine wood and plywood
- Box spring required



FEATURES

- FINISH: CAPPUCCINO
- METAL EXTENSION DRAWER GLIDES

- ENGLISH DOVETAIL FRONT & BACK
- BOX SPRING: REQUIRED




SANDY BEACH COLLECTION

- Versatile cottage-inspired design promotes a welcoming atmosphere
- Recessed panels create dimensionality
- Featured in finish options of white, cappuccino and black
- Expertly crafted with poplar veneer and hardwoods
- Matching man's chest is also available

- A. 201991Q Queen Bed**  
65.50"w x 87.25"d x 63.00"h (4 slats)
- 201991KE Eastern King Bed**  
80.25"w x 87.25"d x 63.00"h (4 slats)
- 201991KW California King Bed**  
76.25"w x 91.25"d x 63.00"h (4 slats)
- B. 201992 Nightstand**  
29.00"w x 16.75"d x 29.75"h
- C. 201993 Dresser**  
61.25"w x 18.50"d x 40.00"h
- D. 201994 Mirror**  
36.00"w x 1.25"d x 36.00"h
- E. 201995 Chest**  
36.25"w x 18.50"d x 53.50"h
- F. 201998 Man's Chest**  
42.25"w x 18.50"d x 61.00"h

PRODUCT HIGHLIGHTS

- FELT LINED TOP DRAWERS:** Safely store jewelry or treasured keepsakes
- HARDWARE FINISH:** Brushed nickel finish knobs
- OPTIONAL COLORS:** Create a stronger design statement
- STORAGE SPACE:** Store away personal items
- TESTED STATIC WEIGHT:** 600 lbs
- 60 LBS TIP OVER TEST:** Cases 30" and taller passed ASTM standards test





## FEATURES


FINISH: CAPPUCCINO

METAL EXTENSION DRAWER GLIDES

ENGLISH DOVETAIL FRONT & BACK

BOX SPRING: NOT REQUIRED

## BEDROOM | COLLECTIONS



### PRODUCT HIGHLIGHTS

- FELT LINED TOP DRAWERS: Safely store jewelry or treasured keepsakes
- HARDWARE FINISH: Brushed nickel finish knobs
- OPTIONAL COLORS: Create a stronger design statement
- UNDER BED STORAGE: Store away personal items
- TESTED STATIC WEIGHT: 600 lbs
- 60 LBS TIP OVER TEST: Cases 30" and taller passed ASTM standards test

- A. 201990Q Queen Storage Bed**  
64.75" w x 96.75" d x 57.00" h (12 slats)
- 201990KE Eastern King Storage Bed**  
79.50" w x 96.75" d x 57.00" h (12 slats)
- 201990KW California King Storage Bed**  
75.75" w x 100.50" d x 57.00" h (12 slats)
- B. 201992 Nightstand**  
29.00" w x 16.75" d x 29.75" h
- C. 201993 Dresser**  
61.25" w x 18.50" d x 40.00" h
- D. 201994 Mirror**  
36.00" w x 1.25" d x 36.00" h
- E. 201995 Chest**  
36.25" w x 18.50" d x 53.50" h
- F. 201998 Man's Chest**  
42.25" w x 18.50" d x 61.00" h

### SANDY BEACH COLLECTION

- Versatile cottage-inspired design promotes a welcoming atmosphere
- Recessed panels create dimensionality
- Featured in finish options of white, cappuccino and black
- Expertly crafted with poplar veneer and hardwoods
- Matching man's chest is also available



FEATURES

-  FINISH: BLACK
-  METAL EXTENSION DRAWER GLIDES
-  ENGLISH DOVETAIL FRONT & BACK
-  BOX SPRING: REQUIRED









SANDY BEACH COLLECTION

- Versatile cottage-inspired design promotes a welcoming atmosphere
- Recessed panels create dimensionality
- Featured in finish options of white, cappuccino and black
- Expertly crafted with poplar veneer and hardwoods
- Matching man's chest is also available

- A. 201321Q Queen Bed**  
65.50"w x 87.25"d x 63.00"h (4 slats)
- 201321KE Eastern King Bed**  
80.25"w x 87.25"d x 63.00"h (4 slats)
- 201321KW California King Bed**  
76.25"w x 91.25"d x 63.00"h (4 slats)
- B. 201322 Nightstand**  
29.00"w x 16.75"d x 29.75"h
- C. 201323 Dresser**  
61.25"w x 18.50"d x 40.00"h
- D. 201324 Mirror**  
36.00"w x 1.25"d x 36.00"h
- E. 201325 Chest**  
36.25"w x 18.50"d x 53.50"h
- F. 201328 Man's Chest**  
42.25"w x 18.50"d x 61.00"h

PRODUCT HIGHLIGHTS

-  FELT LINED TOP DRAWERS:  
Safely store jewelry or treasured keepsakes
-  HARDWARE FINISH:  
Brushed nickel finish knobs
-  OPTIONAL COLORS: Create a stronger design statement
-  STORAGE SPACE: Store away personal items
-  TESTED STATIC WEIGHT:  
600 lbs
-  60 LBS TIP OVER TEST: Cases 30" and taller passed ASTM standards test





## FEATURES

- FINISH: BLACK
- METAL EXTENSION DRAWER GLIDES

- ENGLISH DOVETAIL FRONT & BACK
- BOX SPRING: NOT REQUIRED

## BEDROOM | COLLECTIONS



### PRODUCT HIGHLIGHTS

- FELT LINED TOP DRAWERS: Safely store jewelry or treasured keepsakes
- HARDWARE FINISH: Brushed nickel finish knobs
- OPTIONAL COLORS: Create a stronger design statement
- UNDER BED STORAGE: Store away personal items
- TESTED STATIC WEIGHT: 600 lbs
- 60 LBS TIP OVER TEST: Cases 30" and taller passed ASTM standards test

#### A. 201329Q Queen Storage Bed

64.75" w x 96.75" d x 57.00" h (12 slats)

#### 201329KE Eastern King Storage Bed

79.50" w x 96.75" d x 57.00" h (12 slats)

#### 201329KW California King Storage Bed

75.75" w x 100.50" d x 57.00" h (12 slats)

#### B. 201322 Nightstand

29.00" w x 16.75" d x 29.75" h

#### C. 201323 Dresser

61.25" w x 18.50" d x 40.00" h

#### D. 201324 Mirror

36.00" w x 1.25" d x 36.00" h

#### E. 201325 Chest

36.25" w x 18.50" d x 53.50" h

#### F. 201328 Man's Chest

42.25" w x 18.50" d x 61.00" h

## SANDY BEACH COLLECTION

- Versatile cottage-inspired design promotes a welcoming atmosphere
- Recessed panels create dimensionality
- Featured in finish options of white, cappuccino and black
- Expertly crafted with poplar veneer and hardwoods
- Matching man's chest is also available



E



FEATURES

FINISH: BURNISHED OAK

METAL EXTENSION DRAWER GLIDES

ENGLISH DOVETAIL FRONT & BACK

BOX SPRING: REQUIRED

FRANCO COLLECTION

- Island resort-inspired style with rich finish and airy appeal
- Lightly wire-brushed 12-step finish is rich and rustic
- Nightstand features both a pull-out service tray and cord access for easy charging
- Door chest features hidden pull-out dowel to hang a jacket
- Self-closing drawer glides and door hinges maximize durability and ease of use
- Featured in antique white and burnished oak finish options
- Bed has platform system that will accommodate most mattress types and warranties including memory foam
- Coaster's Exclusive Design

**A. 200971Q Queen Bed**

67.50"w x 88.25"d x 57.25"h (4 slats)

**200971KE Eastern King Bed**

82.50"w x 88.25"d x 57.25"h (4 slats)

**200971KW California King Bed**

82.50"w x 92.25"d x 57.25"h (4 slats)

**B. 200970Q Queen Storage Bed**

82.50"w x 88.25"d x 57.25"h (4 slats)

**200970KE Eastern King Storage Bed**

82.50"w x 92.25"d x 57.25"h (4 slats)

**200970KW California King Storage Bed**

82.50"w x 92.25"d x 57.25"h (4 slats)

**C. 200972 Nightstand**

28.00"w x 15.50"d x 28.00"h

**D. 200973 Dresser**

64.00"w x 17.50"d x 39.50"h

**E. 200974 Mirror**

44.25"w x 2.00"d x 41.75"h

**F. 200975 Chest**

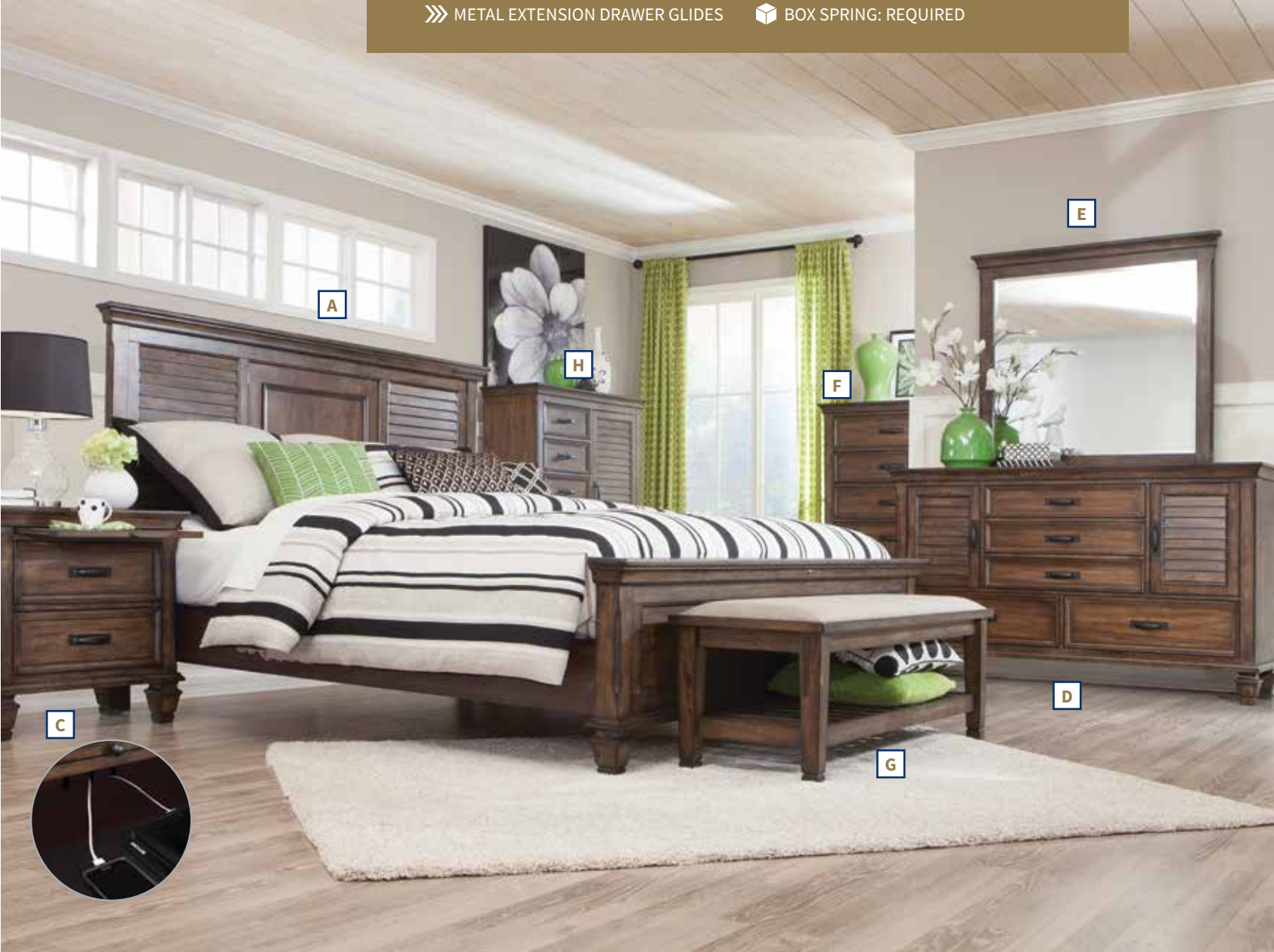
36.00"w x 17.50"d x 52.25"h

**G. 200977 Bench**

50.50"w x 17.75"d x 18.50"h

**H. 200978 Man's Chest**

43.50"w x 17.50"d x 55.25"h



PRODUCT HIGHLIGHTS



FELT LINED TOP DRAWERS:

Safely store jewelry or treasured keepsakes



HARDWARE FINISH:

Dark gunmetal



PRODUCT MATERIALS:

Solid hardwood and New Zealand pine, knotty white oak veneer



NIGHTSTAND CHARGING ACCESS:

Plug in and charge your devices



TESTED STATIC WEIGHT:

600 lbs



60 LBS TIP OVER TEST: Cases 30" and taller passed ASTM standards test





## FEATURES

UPHOLSTERY: BEIGE FABRIC

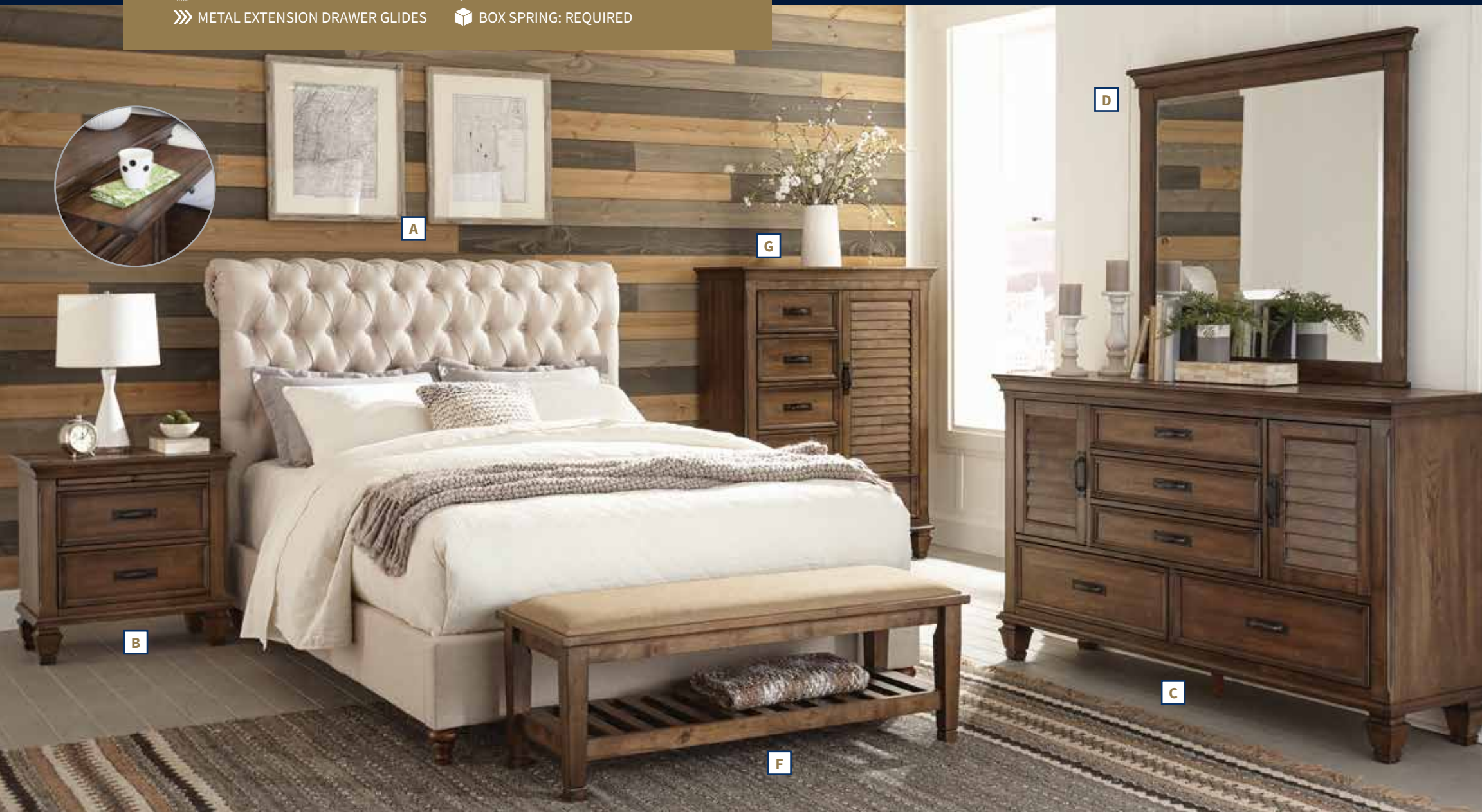
METAL EXTENSION DRAWER GLIDES

LEG FINISH: CAPPUCCINO

ENGLISH DOVETAIL FRONT & BACK

BOX SPRING: REQUIRED

## BEDROOM | COLLECTIONS



E



### PRODUCT HIGHLIGHTS

- FELT LINED TOP DRAWERS: Safely store jewelry or treasured keepsakes
- HARDWARE FINISH: Dark gunmetal
- PRODUCT MATERIALS: Solid hardwood and New Zealand pine, knotty white oak veneer
- NIGHTSTAND CHARGING ACCESS: Plug in and charge your devices
- TESTED STATIC WEIGHT: 600 lbs
- 60 LBS TIP OVER TEST: Cases 30" and taller passed ASTM standards test
- NAILHEAD TRIM COLOR: Bronze

#### A. 300525Q Queen Bed

66.00" w x 95.00" d x 56.00" h (4 slats)

#### 300525KE Eastern King Bed

82.00" w x 95.00" d x 56.00" h (5 slats)

#### 300525KW California King Bed

78.00" w x 99.00" d x 56.00" h (5 slats)

#### 300525F Full Bed

60.00" w x 90.00" d x 56.00" h (4 slats)

#### B. 200972 Nightstand

28.00" w x 15.50" d x 28.00" h

#### C. 200973 Dresser

64.00" w x 17.50" d x 39.50" h

#### D. 200974 Mirror

44.25" w x 2.00" d x 41.75" h

#### E. 200975 Chest

36.00" w x 17.50" d x 52.25" h

#### F. 200977 Bench

50.50" w x 17.75" d x 18.50" h

#### G. 200978 Man's Chest

43.50" w x 17.50" d x 55.25" h

## DEVON UPHOLSTERED BED

- Scrolled headboard is button-tufted to create a centerpiece in a classic bedroom
- Beige upholstery fabric
- Bronze nailhead trim is individually applied
- Solid birch legs finished in rich cappuccino
- Frame constructed with pine and plywood
- Also available as headboard only
- Also available in a grey fabric upholstery



FEATURES

FINISH: ANTIQUE WHITE

METAL EXTENSION DRAWER GLIDES

ENGLISH DOVETAIL FRONT & BACK

BOX SPRING: REQUIRED

FRANCO COLLECTION

- Spend every day in a coastal resort paradise with the Franco collection
- Warm painted finish with antique white accents and wire-brushed white oak veneer
- Self-closing door hinges maximize durability and ease of use
- Bed has platform system that will accommodate most mattress types and warranties including memory foam
- Cord access for easy charging featured in nightstand
- Nightstand offers pull-out service tray

**A. 205331Q Queen Bed**

67.50”w x 88.25”d x 57.25”h (4 slats)

**205331KE Eastern King Bed**

82.50”w x 88.25”d x 57.25”h (4 slats)

**205331KW California King Bed**

82.50”w x 92.25”d x 57.25”h (4 slats)

**B. 205330Q Queen Storage Bed**

67.50”w x 85.75”d x 57.00”h (10 slats)

**205330KE Eastern King Storage Bed**

82.50”w x 85.75”d x 57.00”h (10 slats)

**205330KW California King Storage Bed**

82.50”w x 89.25”d x 57.00”h (10 slats)

**C. 205332 Nightstand**

28.00”w x 15.50”d x 28.00”h

**D. 205333 Dresser**

64.00”w x 17.50”d x 39.50”h

**E. 205334 Mirror**

44.25”w x 2.00”d x 41.75”h

**F. 205335 Chest**

36.00”w x 17.50”d x 52.25”h

**G. 205338 Man’s Chest**

43.50”w x 17.50”d x 55.25”h

**H. 205337 Bench**

50.50”w x 17.75”d x 18.50”h

PRODUCT HIGHLIGHTS



**FELT LINED TOP DRAWERS:**  
Safely store jewelry or treasured keepsakes



**HARDWARE FINISH:**  
Nickel finish knobs/handles



**PRODUCT MATERIALS:**  
Pine wood, white oak veneer, poplar veneer



**NIGHTSTAND CHARGING ACCESS:**  
Plug in and charge your devices



**TESTED STATIC WEIGHT:**  
600 lbs



**60 LBS TIP OVER TEST:** Cases 30” and taller passed ASTM standards test





## FEATURES

- FINISH: BUTTERMILK/BROWN
- METAL EXTENSION DRAWER GLIDES

- ENGLISH DOVETAIL FRONT & BACK
- BOX SPRING: REQUIRED

## BEDROOM | COLLECTIONS



### PRODUCT HIGHLIGHTS

- FELT LINED TOP DRAWERS: Safely store jewelry or treasured keepsakes
- HARDWARE FINISH: Nickel finish finger tip pulls
- TESTED STATIC WEIGHT: 600 lbs
- 60 LBS TIP OVER TEST: Cases 30" and taller passed ASTM standards test

- A. 202880Q Queen Bed**  
66.25"w x 87.75"d x 68.50"h (4 slats)
- 202880KE Eastern King Bed**  
82.00"w x 87.50"d x 68.50"h (4 slats)
- 202880KW California King Bed**  
82.00"w x 91.75"d x 68.50"h (4 slats)
- B. 202882 Nightstand**  
31.50"w x 17.75"d x 31.75"h
- C. 202883 Dresser**  
65.00"w x 19.00"d x 39.25"h
- D. 202884 Mirror**  
46.50"w x 3.25"d x 44.75"h
- E. 202885 Chest**  
38.00"w x 18.75"d x 55.25"h

### OLETA COLLECTION

- Farmhouse style is one of the hottest home trends
- The Oleta Collection has all the right charming features
- Arched shutter headboard features simple molding
- Low profile footboard accentuates the farmhouse style
- Collection pieces feature a gorgeous buttermilk finish with attractive brown tops
- Felt-lined top drawers protect precious valuables



FEATURES

- FINISH: FRENCH PRESS
- METAL EXTENSION DRAWER GLIDES

- ENGLISH DOVETAIL FRONT & BACK
- BOX SPRING: NOT REQUIRED





## MALVERN COLLECTION

- A modern take on classic craftsman style with storage bed
- Fully slatted platform bed
- Bed is upholstered with oatmeal colored quilted fabric
- Linear wooden pull handle
- Finished drawer boxes with 45mm metal drawer slides for smooth operation
- Felt lined top drawer and cedar veneer lining in remaining drawers
- USB charging ports in nightstand
- Top drawers are felt lined and remaining drawers are cedar lined
- Bed has platform system that will accommodate most mattress types and warranties including memory foam
- Coaster's Exclusive design

### A. 223081Q Queen Panel Bed

63.25"w x 86.75"d x 57.00"h (18 slats)

### 223081KE Eastern King Panel Bed

79.00"w x 88.50"d x 57.00"h (18 slats)

### 223081KW California King Panel Bed

79.00"w x 92.50"d x 57.00"h (18 slats)

### B. 223082 Nightstand

28.00"w x 18.00"d x 29.25"h

### C. 223083 Dresser

68.00"w x 18.00"d x 39.25"h

### D. 223084 Mirror

44.00"w x 2.00"d x 35.00"h

### E. 223085 Chest

37.75"w x 18.00"d x 52.25"h

## PRODUCT HIGHLIGHTS



**FELT LINED TOP DRAWERS:**  
Safely store jewelry or treasured keepsakes



**DUAL USB PORTS:** Conveniently connect your digital devices



**PRODUCT MATERIALS:**  
Acacia wood, Acacia veneer, MDF, plywood



**STORAGE SPACE:** Store away personal items



**TESTED STATIC WEIGHT:**  
600 lbs



**60 LBS TIP OVER TEST:** Cases 30" and taller passed ASTM standards test

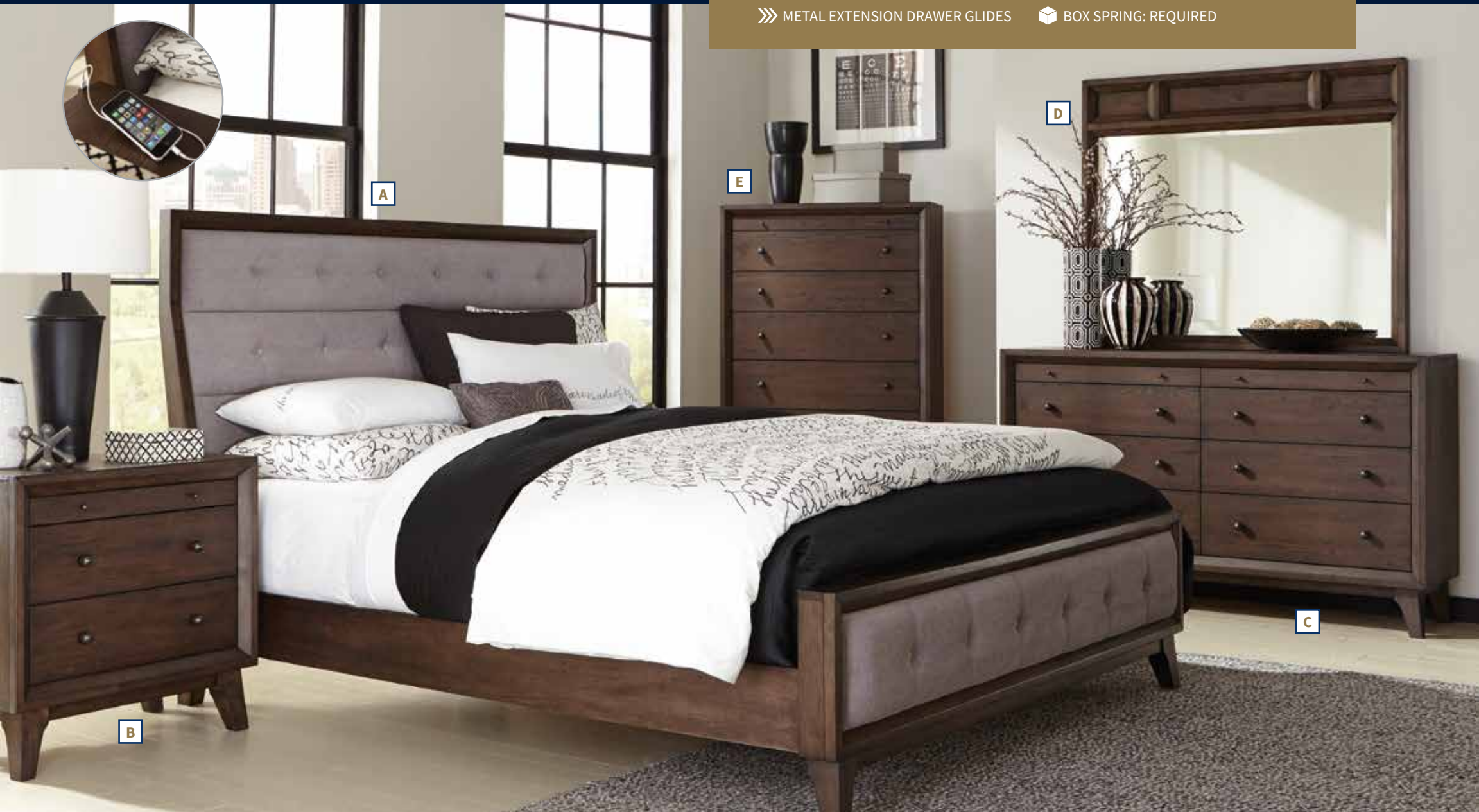




FEATURES

- FINISH: BROWN OAK
- METAL EXTENSION DRAWER GLIDES

- ENGLISH DOVETAIL FRONT & BACK
- BOX SPRING: REQUIRED



BINGHAM COLLECTION

- Statement bed delivers a wonderfully modern take on a retro mid-century modern design
- Bed boasts neutral light grey upholstered panels with tufting
- Storage pieces feature beveled picture frame fronts and tapered, angled legs
- Spherical solid metal hardware flaunts dark gunmetal finish
- Exclusive Coaster design

- A. B259-10 Queen Bed**  
63.00”w x 92.50”d x 56.50”h (4 slats)
- B259-11 Eastern King Bed**  
78.00”w x 92.50”d x 56.50”h (4 slats)
- B. B259-02 Nightstand**  
30.00”w x 17.25”d x 29.25”h
- C. B259-03 Dresser**  
63.75”w x 17.25”d x 38.25”h
- D. B259-04 Mirror**  
50.50”w x 1.50”d x 43.00”h
- E. B259-05 Chest**  
40.00”w x 17.25”d x 56.50”h

PRODUCT HIGHLIGHTS

- FELT LINED TOP DRAWERS: Safely store jewelry or treasured keepsakes
- HARDWARE FINISH: Black silver
- PRODUCT MATERIALS: Asian hardwood, Poplar and white oak veneer
- DUAL USB PORTS: Conveniently connect your digital devices
- TESTED STATIC WEIGHT: 600 lbs
- 60 LBS TIP OVER TEST: Cases 30” and taller passed ASTM standards test





## FEATURES

UPHOLSTERY: GREY VELVET

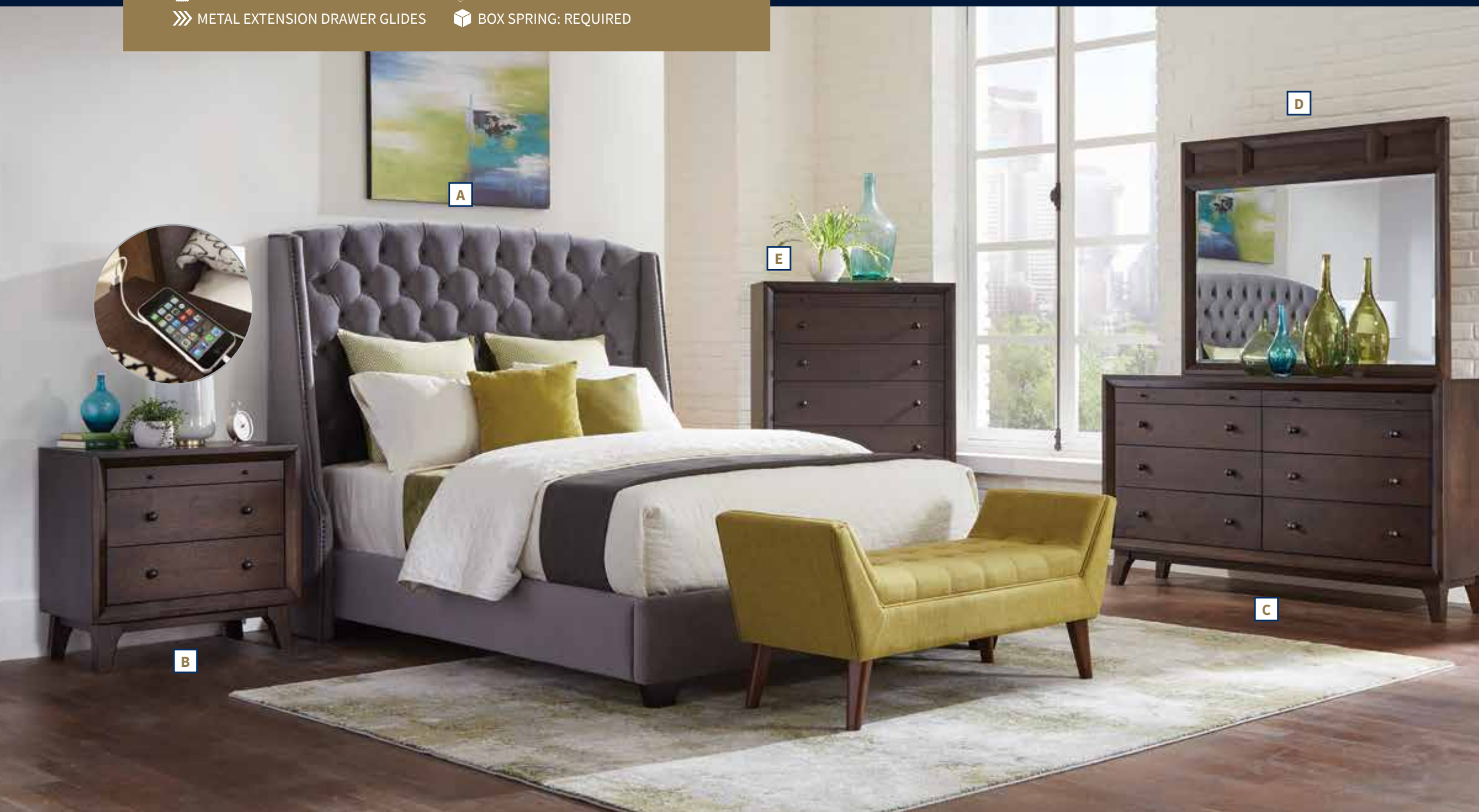
METAL EXTENSION DRAWER GLIDES

LEG FINISH: CAPPUCCINO

ENGLISH DOVETAIL FRONT & BACK

BOX SPRING: REQUIRED

## BEDROOM | COLLECTIONS



### PRODUCT HIGHLIGHTS

- FELT LINED TOP DRAWERS: Safely store jewelry or treasured keepsakes
- HARDWARE FINISH: Black silver
- NAILHEAD TRIM COLOR: Bronze
- PRODUCT MATERIALS: Asian hardwood, Poplar and white oak veneer
- DUAL USB PORTS: Conveniently connect your digital devices
- TESTED STATIC WEIGHT: 600 lbs
- 60 LBS TIP OVER TEST: Cases 30" and taller passed ASTM standards test

- A. 300515Q Queen Bed**  
71.00" w x 89.00" d x 63.00" h (4 slats)
- 300515KE Eastern King Bed**  
87.00" w x 89.00" d x 63.00" h (5 slats)
- 300515KW California King Bed**  
83.00" w x 93.00" d x 63.00" h (5 slats)
- B. B259-02 Nightstand**  
30.00" w x 17.25" d x 29.25" h
- C. B259-03 Dresser**  
63.75" w x 17.25" d x 38.25" h
- D. B259-04 Mirror**  
50.50" w x 1.50" d x 43.00" h
- E. B259-05 Chest**  
40.00" w x 17.25" d x 56.50" h

### PISSARRO UPHOLSTERED BED

- Stately demi-wing upholstered bed anchors a classic, timeless aesthetic
- Button-tufted headboard adds traditional dimensionality
- Bronze nail heads are individually applied
- Solid birch legs in a cappuccino finish
- Frame constructed with pine and plywood
- Box spring required
- Available in grey velvet and cream fabric



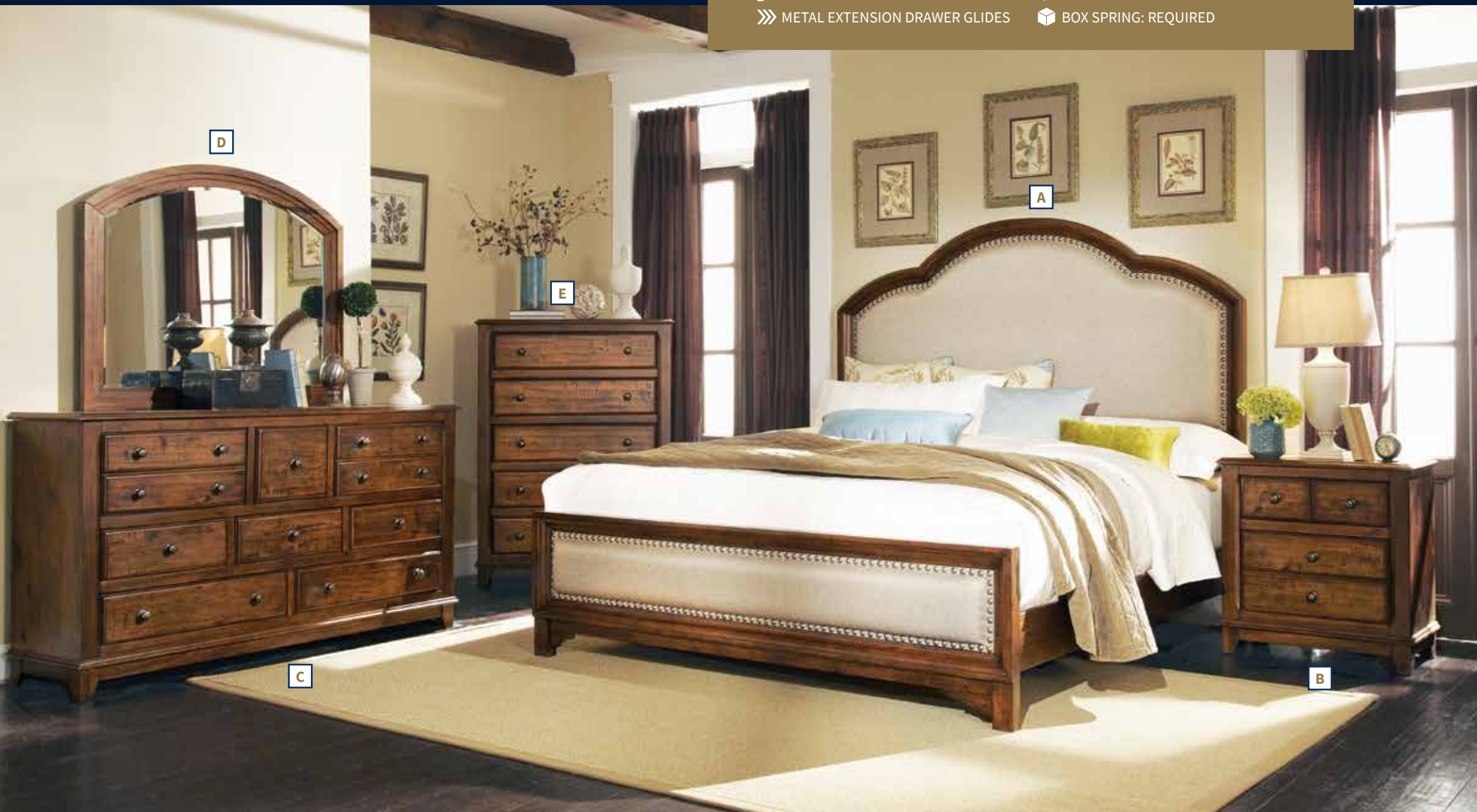
## FEATURES

FINISH: RUSTIC BROWN

METAL EXTENSION DRAWER GLIDES

ENGLISH DOVETAIL FRONT & BACK

BOX SPRING: REQUIRED



### LAUGHTON COLLECTION

- Modern country-inspired collection with elegant finishing touches
- Embellished with light hand distressing in a rich rustic brown finish
- Arched, upholstered headboard features trim
- Low profile upholstered footboard is accentuated with nailhead trim
- Constructed of solid wood and select veneers
- Alternate bed style available

**A. 203261Q Queen Bed**

63.50" w x 85.25" d x 71.00" h (3 slats)

**203261KE Eastern King Bed**

79.25" w x 85.75" d x 71.00" h (4 slats)

**203261KW California King Bed**

79.25" w x 90.50" d x 71.00" h (4 slats)

**B. 203262 Nightstand**

28.00" w x 17.00" d x 30.00" h

**C. 203263 Dresser**

69.00" w x 18.00" d x 38.00" h

**D. 203264 Mirror**

46.75" w x 1.25" d x 38.25" h

**E. 203265 Chest**

40.00" w x 18.00" d x 54.75" h

### PRODUCT HIGHLIGHTS



**FELT LINED TOP DRAWERS:**  
Safely store jewelry or treasured keepsakes



**OPTIONAL BED STYLES:** Create a stronger design statement



**TESTED STATIC WEIGHT:**  
600 lbs



**60 LBS TIP OVER TEST:** Cases 30" and taller passed ASTM standards test



## FEATURES

- FINISH: AMBER
- LEG FINISH: HONEY

- METAL EXTENSION DRAWER GLIDES
- ENGLISH DOVETAIL FRONT & BACK
- BOX SPRING: REQUIRED

## BEDROOM | COLLECTIONS



E



### PRODUCT HIGHLIGHTS

- FELT LINED TOP DRAWERS: Safely store jewelry or treasured keepsakes
- OPTIONAL BED STYLES: Variety helps meet your taste
- TESTED STATIC WEIGHT: 600 lbs
- 60 LBS TIP OVER TEST: Cases 30" and taller passed ASTM standards test

- A. 300501Q Queen Bed**  
67.00"w x 88.25"d x 55.00"h (4 slats)
- 300501KE Eastern King Bed**  
83.00"w x 88.25"d x 55.00"h (4 slats)
- 300501KW California King Bed**  
78.75"w x 92.25"d x 55.00"h (4 slats)
- B. 203262 Nightstand**  
28.00"w x 17.00"d x 30.00"h
- C. 203263 Dresser**  
69.00"w x 18.00"d x 38.00"h
- D. 203264 Mirror**  
46.75"w x 1.25"d x 38.25"h
- E. 203265 Chest**  
40.00"w x 18.00"d x 54.75"h
- F. 500215 Trunk**  
41.25"w x 18.25"d x 18.50"h

### LAUGHTON COLLECTION

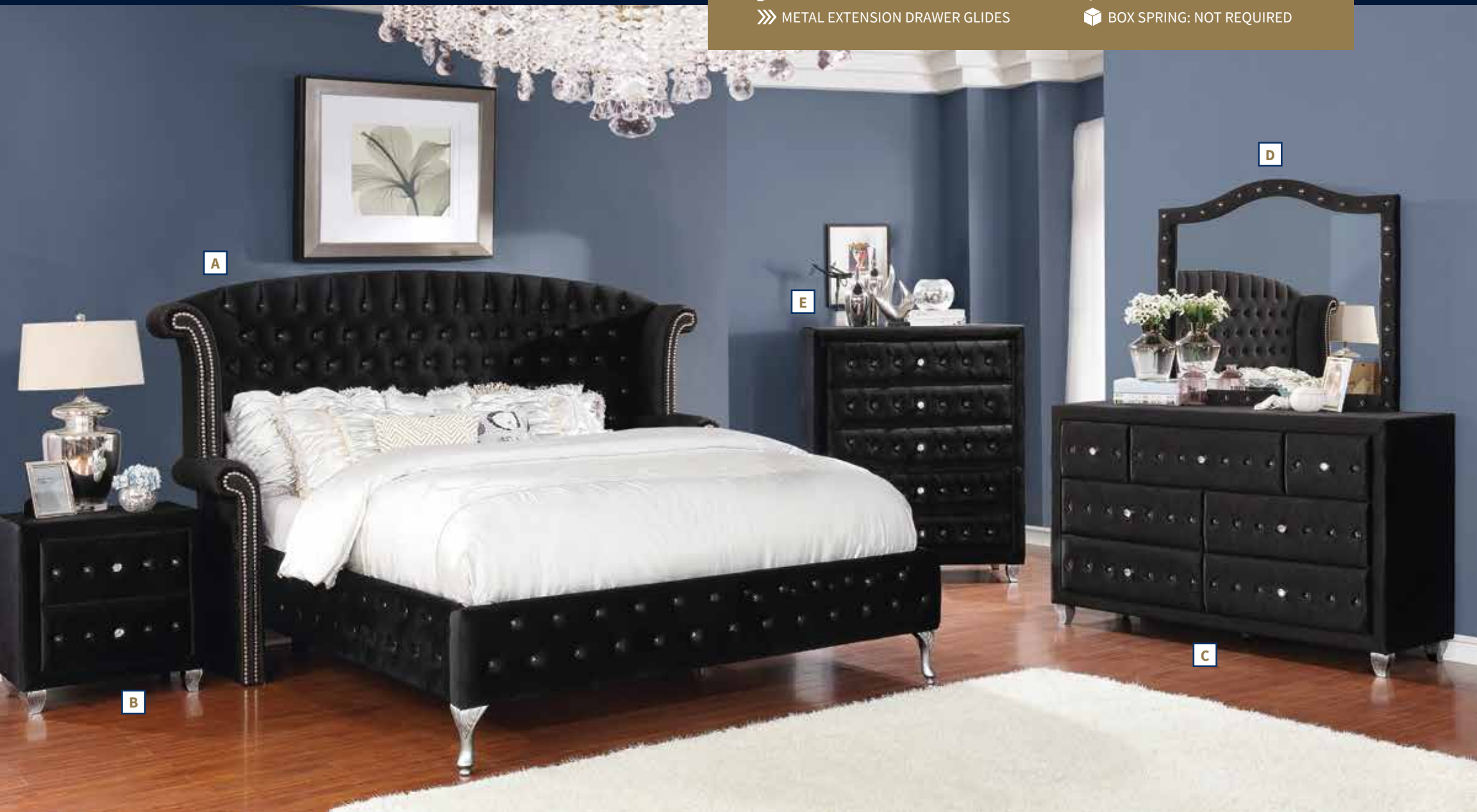
- Modern rustic style highlighted with rich texture
- Abaca woven bed lends casual, coastal style
- Hand-woven banana leaf bed pairs with modern country-inspired cases
- Embellished with light hand distressing in a rich rustic brown finish
- Constructed of solid wood and select veneers
- Alternate bed styles available
- Cases also match beds:  
#203261Q/#203261KE/#203261KW



## FEATURES

- FINISH: BLACK VELVET WITH METALLIC LEGS
- METAL EXTENSION DRAWER GLIDES

- ENGLISH DOVETAIL FRONT & BACK
- BOX SPRING: NOT REQUIRED



## DEANNA COLLECTION

- Create your ultimate retreat with a truly magical bedroom collection in black velvet
- Each collection piece is upholstered in plush, soft velvet and tufted with faceted buttons that sparkle perfectly
- Hand-applied nail heads trace gentle contours
- Scrolled double wings on an arched headboard create bold drama
- Removable jewelry tray featured in dresser
- Fully slatted platform bed
- Also offered in grey velvet

### A. 206101Q Queen Bed

87.00”w x 88.50”d x 66.00”h (13 Slats)

### 206101KE Eastern King Bed

104.00”w x 88.50”d x 66.00”h (13 Slats)

### 206101KW California King Bed

104.00”w x 92.25”d x 66.00”h (13 Slats)

### B. 206102 Nightstand

26.00”w x 18.00”d x 27.50”h

### C. 206103 Dresser

60.75”w x 20.00”d x 37.75”h

### D. 206104 Mirror

43.25”w x 1.50”d x 38.00”h

### E. 206105 Chest

40.25”w x 20.00”d x 48.75”h

## PRODUCT HIGHLIGHTS



BLACK FELT LINED TOP DRAWERS:  
Safely store jewelry or treasured keepsakes



HARDWARE FINISH:  
Stainless steel + crystal



PRODUCT MATERIALS:  
Asian hardwood



REMOVABLE JEWELRY TRAY: Located in the dresser



NAILHEAD TRIM ACCENTS: Individually hand placed nailhead trim



TESTED STATIC WEIGHT:  
600 lbs



60 LBS TIP OVER TEST: Cases 30” and taller passed ASTM standards test





## FEATURES

- FINISH: GREY VELVET WITH METALLIC LEGS
- METAL EXTENSION DRAWER GLIDES

- ENGLISH DOVETAIL FRONT & BACK
- BOX SPRING: NOT REQUIRED

## BEDROOM | COLLECTIONS



### PRODUCT HIGHLIGHTS

- GREY FELT LINED TOP DRAWERS: Safely store jewelry or treasured keepsakes
- HARDWARE FINISH: Stainless steel + crystal
- PRODUCT MATERIALS: Asian hardwood
- REMOVABLE JEWELRY TRAY: Located in the dresser

- NAILHEAD TRIM ACCENTS: Individually hand placed nailhead trim
- TESTED STATIC WEIGHT: 600 lbs
- 60 LBS TIP OVER TEST: Cases 30" and taller passed ASTM standards test

- A. 205101Q Queen Bed**  
87.00"w x 88.50"d x 66.00"h (13 Slats)
- 205101KE Eastern King Bed**  
104.00"w x 88.50"d x 66.00"h (13 Slats)
- 205101KW California King Bed**  
102.75"w x 91.75"d x 66.00"h (13 Slats)
- B. 205102 Nightstand**  
26.00"w x 18.00"d x 27.50"h
- C. 205103 Dresser**  
60.75"w x 20.00"d x 37.75"h
- D. 205104 Mirror**  
43.25"w x 1.50"d x 38.00"h
- E. 205105 Chest**  
40.25"w x 20.00"d x 48.75"h

### DEANNA COLLECTION

- Magical and elegant, this bedroom collection ensures you'll feel like royalty
- Transform any bedroom into an instant fantasy getaway
- Facetted buttons in a special opalescent grey finish sparkle and shine
- Carved wood legs feature metallic silver finish
- Tufted, upholstered bed and matching pieces
- Bed is trimmed with hand-applied nail heads tracing scrolled double wings
- Grey felt-lined top drawers offer protection for valuables
- Removable jewelry tray in dresser
- Fully slatted platform bed
- Also offered in black velvet



FEATURES

FINISH: WARM BROWN  
KENLIN CENTER DRAWER GLIDES

PIN CONSTRUCTION  
BOX SPRING: NOT REQUIRED



PHOENIX COLLECTION

- Inviting style that maximizes space with plentiful storage options
- Bookcase headboard creates space for organization and decorative display
- Features two drawers on each side of the bed and four more drawers in the footboard
- Decorative curved drawer fronts add depth and dimensionality to understated transitional design
- Crafted from solid hardwood with maple veneers and finished in warm brown

**A. 200609Q Queen Bed**  
63.00”w x 92.25”d x 56.00”h (12 slats)  
**200609KE Eastern King Bed**  
77.50”w x 92.50”d x 56.00”h (15 slats)  
**200609KW California King Bed**  
74.25”w x 96.50”d x 56.00”h (15 slats)  
**B. 200642 Nightstand**  
28.00”w x 16.75”d x 24.50”h  
**C. 200643 Dresser**  
63.00”w x 16.75”d x 39.25”h  
**D. 200644 Mirror**  
34.50”w x 0.75”d x 37.50”h  
**E. 200645 Chest**  
35.75”w x 16.75”d x 50.50”h  
**F. 200647 Standing Mirror**  
29.75”w x 23.25”d x 75.50”h

PRODUCT HIGHLIGHTS

- HARDWARE FINISH:** Brushed nickel
- STORAGE SPACE:** Store away personal items
- OPTIONAL COLORS:** Variety helps meet your taste
- UNDER BED STORAGE:** Store away personal items
- TESTED STATIC WEIGHT:** 600 lbs
- 50 LBS TIP OVER TEST:** Cases 30” and taller passed ASTM standards test





## FEATURES


FINISH: DEEP CAPPUCCINO

KENLIN CENTER DRAWER GLIDES

PIN CONSTRUCTION







BOX SPRING: NOT REQUIRED

## BEDROOM | COLLECTIONS



F

### PRODUCT HIGHLIGHTS

-  **HARDWARE FINISH:** Brushed nickel repetitive
-  **STORAGE SPACE:** Store away personal items
-  **OPTIONAL COLORS:** Variety helps meet your taste
-  **UNDER BED STORAGE:** Store away personal items
-  **TESTED STATIC WEIGHT:** 600 lbs
-  **50 LBS TIP OVER TEST:** Cases 30" and taller passed ASTM standards test

#### A. 200409Q Queen Bed

63.00"w x 92.25"d x 56.00"h (12 slats)

#### 200409KE Eastern King Bed

77.50"w x 92.50"d x 56.00"h (15 slats)

#### 200409KW California King Bed

74.25"w x 96.50"d x 56.00"h (15 slats)

#### B. 200412 Nightstand

28.00"w x 16.75"d x 24.50"h

#### C. 200413 Dresser

63.00"w x 16.75"d x 39.25"h

#### D. 200414 Mirror

37.50"w x 0.75"d x 37.25"h

#### E. 200415 Chest

35.75"w x 16.75"d x 50.50"h

#### F. 200417 Standing Mirror

29.75"w x 23.25"d x 75.50"h

#### G. 200420 Man's Chest

42.25"w x 17.75"d x 56.50"h

## PHOENIX COLLECTION

- Approachable style puts an emphasis on maximizing space with plenty of storage options
- Bookcase headboard creates space for organization and includes two felt-lined drawers that protect valuables
- Features two drawers on each side of the bed with four more drawers in the footboard
- Decorative, dimensional drawer fronts accentuate understated transitional design
- Crafted from solid hardwood with maple veneers and finished in deep cappuccino



FEATURES

- FINISH: COCO GREY
- UPHOLSTERY: BLACK LEATHERETTE

- KENLIN CENTER DRAWER GLIDES
- PIN CONSTRUCTION
- BOX SPRING: NOT REQUIRED



PHOENIX COLLECTION

- Soft style and a rich finish create a handsome look and feel in a master suite or guest bedroom
- Drawers show off beveled wood fronts accented with brushed nickel hardware
- Handsome upholstered leatherette headboard with footboard storage
- Matching storage case pieces and bed frame feature a coco grey finish
- Bed has platform system that will accommodate most mattress types and warranties including memory foam
- Crafted from solid wood with maple veneer
- Nightstand, dresser, mirror, and chest are all available in deep cappuccino and warm brown

- A. 205470Q Queen Bed**  
65.00”w x 84.00”d x 56.00”h (10 slats)
- 205470KE Eastern King Bed**  
81.25”w x 84.00”d x 56.00”h (10 slats)
- B. 205472 Nightstand**  
28.00”w x 16.75”d x 24.50”h
- C. 205473 Dresser**  
63.00”w x 16.75”d x 39.25”h
- D. 205474 Mirror**  
37.50”w x 0.75”d x 37.50”h
- E. 205475 Chest**  
35.75”w x 16.75”d x 50.50”h

PRODUCT HIGHLIGHTS

- LEATHERETTE HEADBOARD: Elegant and durable upholstery
- HARDWARE FINISH: Brushed nickel finish knobs
- UNDER BED STORAGE: Store away personal items
- TESTED STATIC WEIGHT: 600 lbs
- 50 LBS TIP OVER TEST: Cases 30” and taller passed ASTM standards test





## FEATURES

FINISH: VINTAGE BOURBON

METAL EXTENSION DRAWER GLIDES







ENGLISH DOVETAIL FRONT & BACK

BOX SPRING: REQUIRED

## BEDROOM | COLLECTIONS



### PRODUCT HIGHLIGHTS

-  FELT LINED TOP DRAWERS: Safely store jewelry or treasured keepsakes
-  HARDWARE FINISH: Gunmetal finish handles
-  PRODUCT MATERIALS: Acacia, acacia veneer and select woods
-  WIRE CORD ACCESS: Recessed on top of the nightstand
-  TESTED STATIC WEIGHT: 600 lbs
-  60 LBS TIP OVER TEST: Cases 30" and taller passed ASTM standards test

### A. 204531Q Queen Bed

66.75"w x 94.25"d x 61.00"h (4 slats)

### 204531KE Eastern King Bed

83.00"w x 94.25"d x 61.00"h (4 slats)

### 204531KW California King Bed

83.00"w x 98.00"d x 61.00"h (4 slats)

### B. 204532 Nightstand

31.00"w x 17.25"d x 29.75"h

### C. 204533 Dresser

60.00"w x 19.00"d x 48.25"h

### D. 204534 Mirror

49.00"w x 2.25"d x 31.00"h

### E. 204535 Chest

40.00"w x 18.00"d x 52.25"h

## SUTTER CREEK COLLECTION

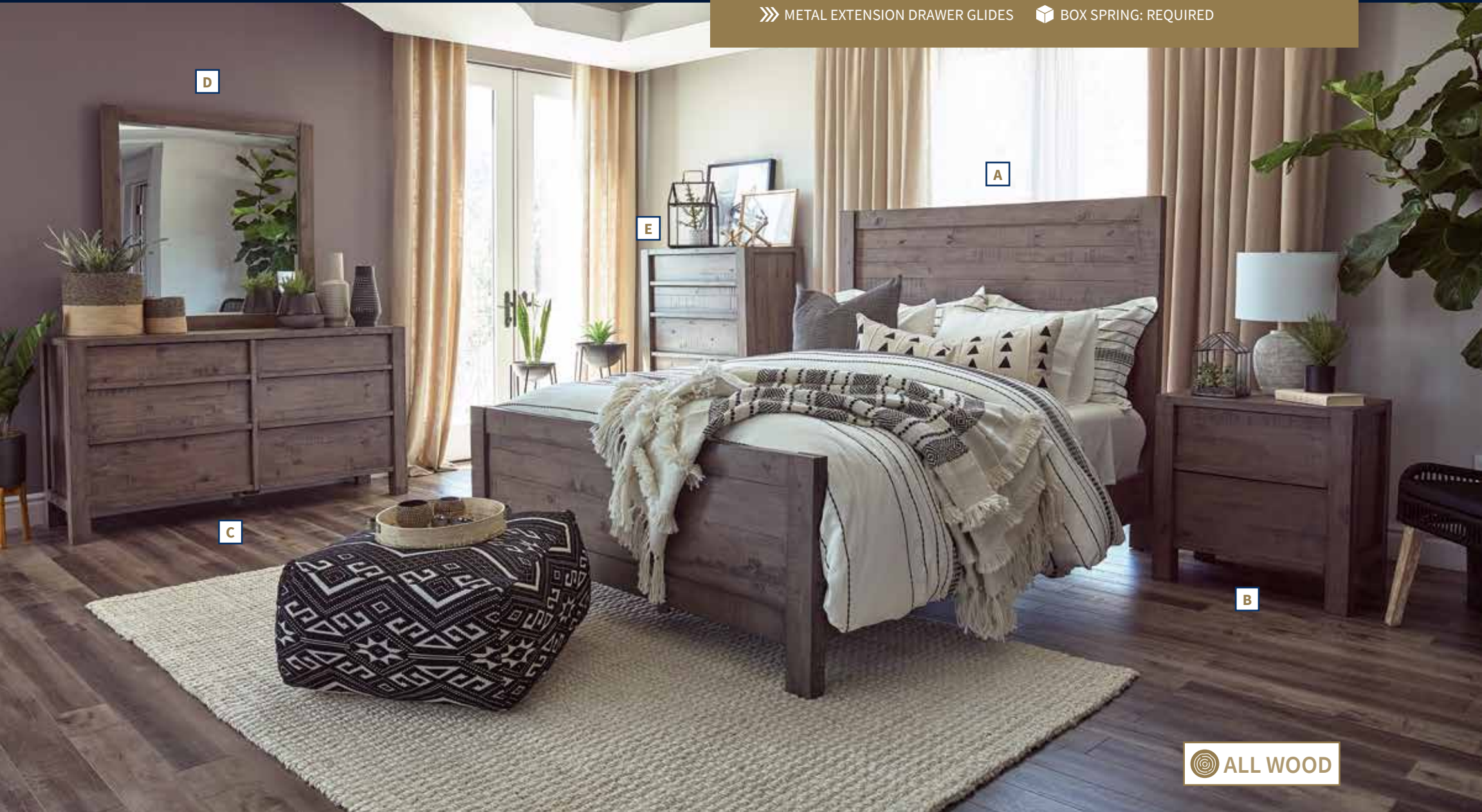
- Americana-inspired rustic design features an inviting bed with oversized storage pieces
- Features thick, wide posts on the headboard and footboard for a grand, impressive presentation
- Door accents add rustic flair to nightstand, dresser and chest pieces
- Finished drawer boxes include brown felt-lined top drawers
- Nightstand top drawer has cord access for charging personal electronics
- Wire-brushed surface with a beautiful warm bourbon finish



FEATURES

- FINISH: SMOKEY MOUNTAIN
- METAL EXTENSION DRAWER GLIDES

- ENGLISH FRONT, ENGLISH BACK DOVETAIL
- BOX SPRING: REQUIRED



OAKRIDGE COLLECTION

- Rustic style revamped with modern silhouettes and functions in a rough sawn warm grey wood finish
- Solid wood construction with veneer over plywood side panels on cases
- Top drawers are felt lined and remaining drawers are cedar lined
- Heavy duty 45mm metal ball bearing drawer glides with solid wood drawer boxes
- Jewelry tray in dresser and USB charging ports provided in night stand
- Exclusive Coaster design

- A. 223071Q Queen Bed**  
64.25" w x 85.25" d x 56.00" h (4 Slats)
- 223071KE Eastern King Bed**  
80.00" w x 85.25" d x 56.00" h (4 Slats)
- 223071KW California King Bed**  
80.00" w x 89.25" d x 56.00" h (4 Slats)
- B. 223072 Nightstand**  
26.00" w x 18.00" d x 26.50" h
- C. 223073 Dresser**  
60.00" w x 19.00" d x 33.50" h
- D. 223074 Mirror**  
39.25" w x 1.25" d x 41.00" h
- E. 223075 Chest**  
34.00" w x 19.00" d x 49.75" h

PRODUCT HIGHLIGHTS

- FELT LINED TOP DRAWERS: Safely store jewelry or treasured keepsakes
- PRODUCT MATERIALS: Solid pine, mahogany and albasia, plywood
- DUAL USB PORTS: Conveniently connect your digital devices
- TESTED STATIC WEIGHT: 800 lbs
- 60 LBS TIP OVER TEST: Cases 30" and taller passed ASTM standards test



## FEATURES

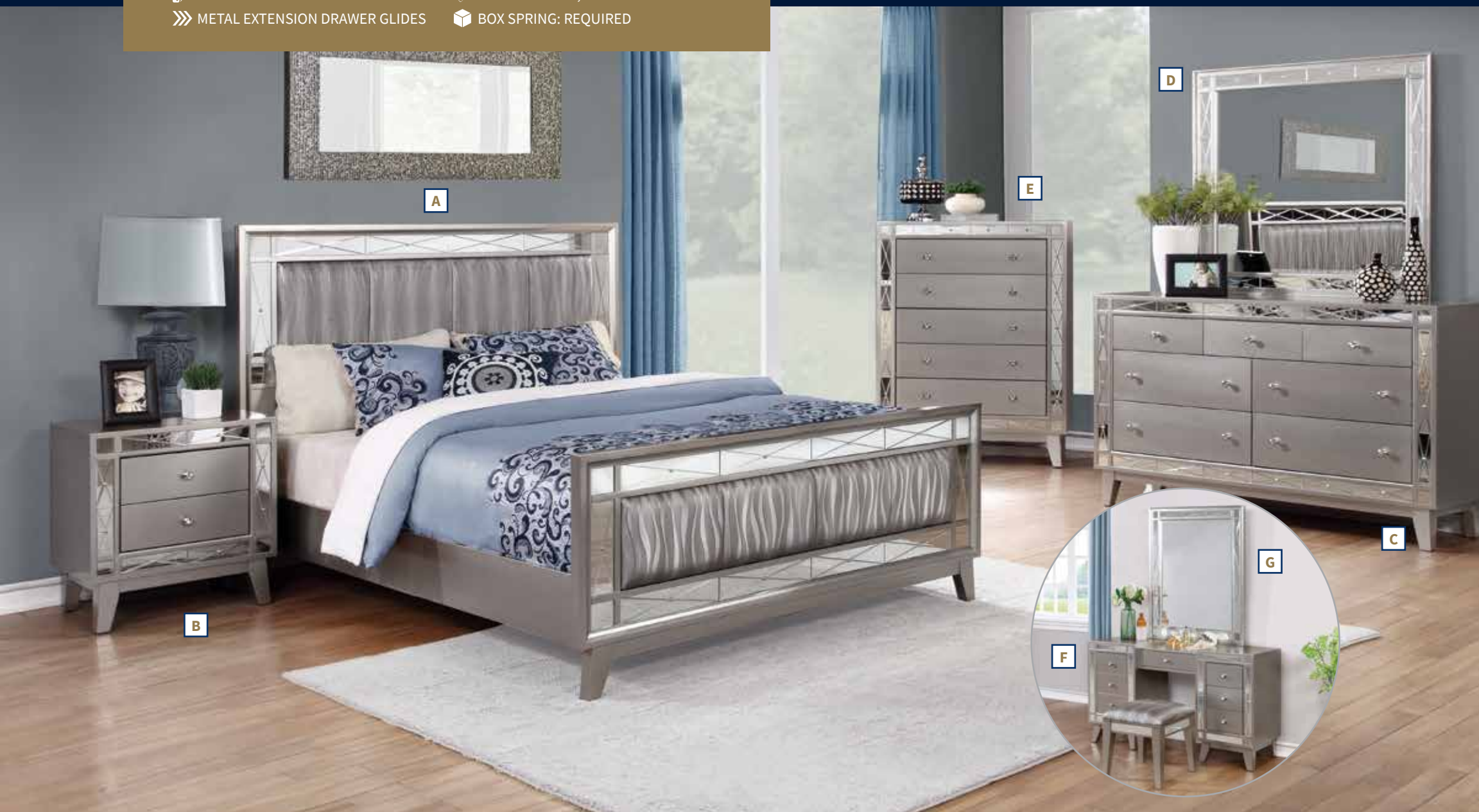
FINISH: METALLIC MERCURY

METAL EXTENSION DRAWER GLIDES

FRENCH FRONT, ENGLISH BACK DOVETAIL

BOX SPRING: REQUIRED

## BEDROOM | COLLECTIONS



### PRODUCT HIGHLIGHTS



FELT LINED TOP DRAWERS:  
Safely store jewelry or treasured keepsakes



HARDWARE FINISH:  
Chrome with acrylic crystal



PRODUCT MATERIALS:  
Poplar wood, Asian hardwood & select woods



LEATHERETTE HEADBOARD: Elegant and durable upholstery



DUAL USB PORTS: Conveniently connect your digital devices



TESTED STATIC WEIGHT: 600 lbs



60 LBS TIP OVER TEST: Cases 30" and taller passed ASTM standards test

#### A. 204921Q Queen Bed

64.00" w x 85.50" d x 52.25" h (4 slats)

#### 204921KE Eastern King Bed

80.00" w x 85.50" d x 52.25" h (4 slats)

#### 204921F Full Bed

57.75" w x 80.00" d x 48.00" h (4 slats)

#### 204921T Twin Bed

42.75" w x 80.00" d x 48.25" h (4 slats)

#### B. 204922 Nightstand

23.50" w x 16.50" d x 26.25" h

#### C. 204923 Dresser

58.00" w x 16.50" d x 38.25" h

#### D. 204924 Mirror

40.50" w x 1.50" d x 40.50" h

#### E. 204925 Chest

32.00" w x 16.50" d x 48.25" h

#### F. 204927 Vanity Desk + Stool

55.00" w x 17.25" d x 31.75" h

#### G. 204928 Vanity Mirror

32.50" w x 1.50" d x 40.75" h

## LEIGHTON COLLECTION

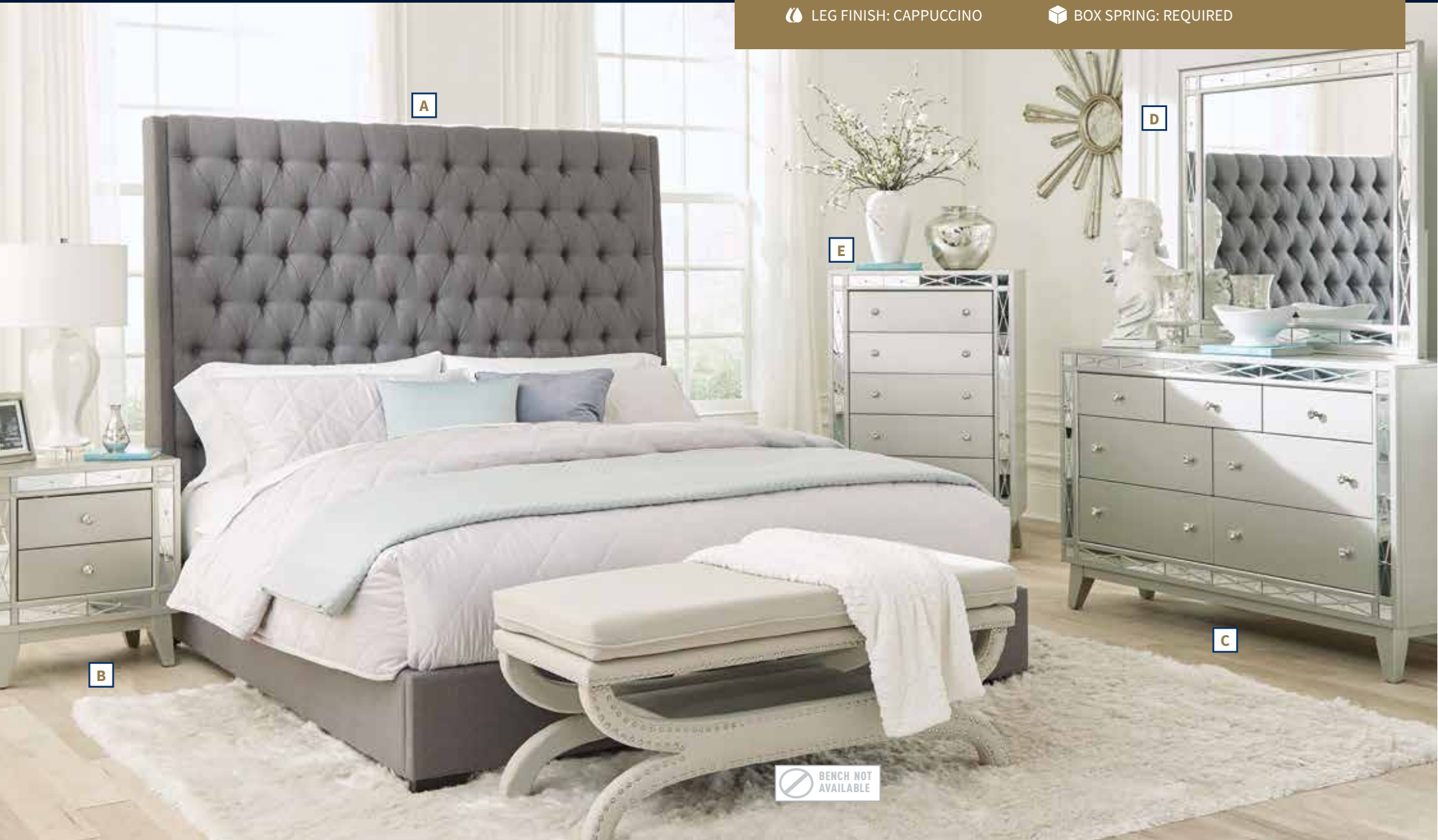
- An exclusive interpretation of glamorous style to create a bedroom fit for a star
- Upgraded metallic finish for a rich look and feel
- Authentic etched glass mirror panels create a wide, glamorous trim
- Metallic leatherette features wave patterns to create beautiful reflections
- Acrylic crystal chrome finished knobs sparkle and shine



FEATURES

- UPHOLSTERY: GREY FABRIC
- LEG FINISH: CAPPUCCINO

- FRENCH FRONT, ENGLISH BACK DOVETAIL
- BOX SPRING: REQUIRED



CAMILLE  
UPHOLSTERED BED

- Dramatic bed with tall, tufted headboard and woven fabric upholstery for a clean, classic presentation
- Extra-tall, button-tufted headboard measures 72 inches
- Solid birch legs finished in cappuccino
- Also available as headboard only
- Offered in a choice of cream, brown, and grey fabrics
- Frame constructed with pine and plywood

- A. 300621Q Queen Bed**  
64.50" w x 92.00" d x 72.00" h (4 slats)
- 300621KE Eastern King Bed**  
80.50" w x 92.00" d x 72.00" h (4 slats)
- 300621KW California King Bed**  
76.50" w x 96.00" d x 72.00" h (4 slats)
- B. 204922 Nightstand**  
23.50" w x 16.50" d x 26.25" h
- C. 204923 Dresser**  
58.00" w x 16.50" d x 38.25" h

- D. 204924 Mirror**  
40.50" w x 1.25" d x 40.50" h
- E. 204925 Chest**  
32.00" w x 16.50" d x 48.25" h
- F. 204927 Vanity Desk + Stool**  
55.00" w x 17.25" d x 31.75" h
- G. 204928 Vanity Mirror**  
32.50" w x 1.50" d x 40.75" h

PRODUCT HIGHLIGHTS

- FELT LINED TOP DRAWERS: Safely store jewelry or treasured keepsakes
- HARDWARE FINISH: Chrome with acrylic crystal
- PRODUCT MATERIALS: Poplar wood, Asian hardwood & select woods
- DUAL USB PORTS: Conveniently connect your digital devices
- TESTED STATIC WEIGHT: 600 lbs
- 60 LBS TIP OVER TEST: Cases 30" and taller passed ASTM standards test





## FEATURES

- FINISH: WHITE
- METAL EXTENSION DRAWER GLIDES

- ENGLISH DOVETAIL FRONT & BACK
- BOX SPRING: NOT REQUIRED

## BEDROOM | COLLECTIONS



### PRODUCT HIGHLIGHTS

- FELT LINED TOP DRAWERS: Safely store jewelry or treasured keepsakes
- HARDWARE FINISH: Silver tone finish knobs/handles
- STORAGE SPACE: Store away personal items
- OPTIONAL COLORS: Create a stronger design statement
- TESTED STATIC WEIGHT: 600 lbs
- 60 LBS TIP OVER TEST: Cases 30" and taller passed ASTM standards test

### A. 202990Q Queen Bed

73.00" w x 88.75" d x 43.25" h (14 slats)

### 202990KE Eastern King Bed

88.00" w x 88.75" d x 43.25" h (14 slats)

### 202990KW California King Bed

84.00" w x 92.75" d x 43.25" h (14 slats)

### B. 202992P NS Panel (Pair)

26.00" w x 1.75" d x 20.25" h

### C. 202992 Nightstand

26.00" w x 15.25" d x 23.00" h

### D. 202993 Dresser

64.00" w x 16.25" d x 32.50" h

### E. 202994 Mirror

32.75" w x 0.75" d x 39.75" h

### F. 202995 Chest

36.00" w x 16.25" d x 49.25" h

## JESSICA COLLECTION

- Cool, clean lines and bright finish augmented with bar hardware for a minimalist modern look
- Silver-tone bar handles on drawers
- Felt lining in top drawers to protect precious pieces
- Bed features an optional nightstand panel that places nightstand within arm's reach
- Also available in cappuccino



FEATURES

- FINISH: CAPPUCCINO
- METAL EXTENSION DRAWER GLIDES

- ENGLISH DOVETAIL FRONT & BACK
- BOX SPRING: NOT REQUIRED



JESSICA COLLECTION

- Warm color and crisp lines augmented with bar hardware for a minimalist modern look
- Silver-tone bar handles on drawers
- Felt lining in top drawers protects precious pieces
- Bed features an optional nightstand panel that places nightstand within arm's reach
- Also available in white

- A. 200711Q Queen Bed**  
73.00"w x 88.75"d x 43.25"h (14 slats)
- 200711KE Eastern King Bed**  
88.00"w x 88.75"d x 43.25"h (14 slats)
- 200711KW California King Bed**  
84.00"w x 92.75"d x 43.25"h (14 slats)
- B. 200710 NS Panel (Pair)**  
26.25"w x 1.00"d x 43.00"h
- C. 200712 Nightstand**  
26.00"w x 15.25"d x 23.00"h
- D. 200713 Dresser**  
64.00"w x 16.25"d x 32.50"h
- E. 200714 Mirror**  
32.75"w x 0.75"d x 39.75"h
- F. 200715 Chest**  
36.00"w x 16.25"d x 49.25"h

PRODUCT HIGHLIGHTS

- FELT LINED TOP DRAWERS: Safely store jewelry or treasured keepsakes
- HARDWARE FINISH: Silver tone finish knobs/handles
- STORAGE SPACE: Store away personal items
- OPTIONAL COLORS: Create a stronger design statement
- TESTED STATIC WEIGHT: 600 lbs
- 60 LBS TIP OVER TEST: Cases 30" and taller passed ASTM standards test



## FEATURES

FINISH: CAPPUCCINO

METAL EXTENSION DRAWER GLIDES







ENGLISH DOVETAIL FRONT & BACK

BOX SPRING: NOT REQUIRED

## BEDROOM | COLLECTIONS



### PRODUCT HIGHLIGHTS

-  FELT LINED TOP DRAWERS: Safely store jewelry or treasured keepsakes
-  HARDWARE FINISH: Silver tone finish knobs/handles
-  STORAGE SPACE: Store away personal items
-  OPTIONAL COLORS: Create a stronger design statement
-  TESTED STATIC WEIGHT: 600 lbs
-  60 LBS TIP OVER TEST: Cases 30" and taller passed ASTM standards test

### A. 200719Q Queen Bed

66.00"w x 89.25"d x 47.25"h (14 slats)

### 200719KE Eastern King Bed

81.00"w x 89.25"d x 47.25"h (14 slats)

### 200719KW California King Bed

77.00"w x 93.25"d x 47.25"h (14 slats)

### B. Nightstand

26.00"w x 15.25"d x 23.00"h

### C. 200713 Dresser

64.00"w x 16.25"d x 32.50"h

### D. 200714 Mirror

32.75"w x 0.75"d x 39.75"h

### E. 200715 Chest




36.00"w x 16.25"d x 49.25"h

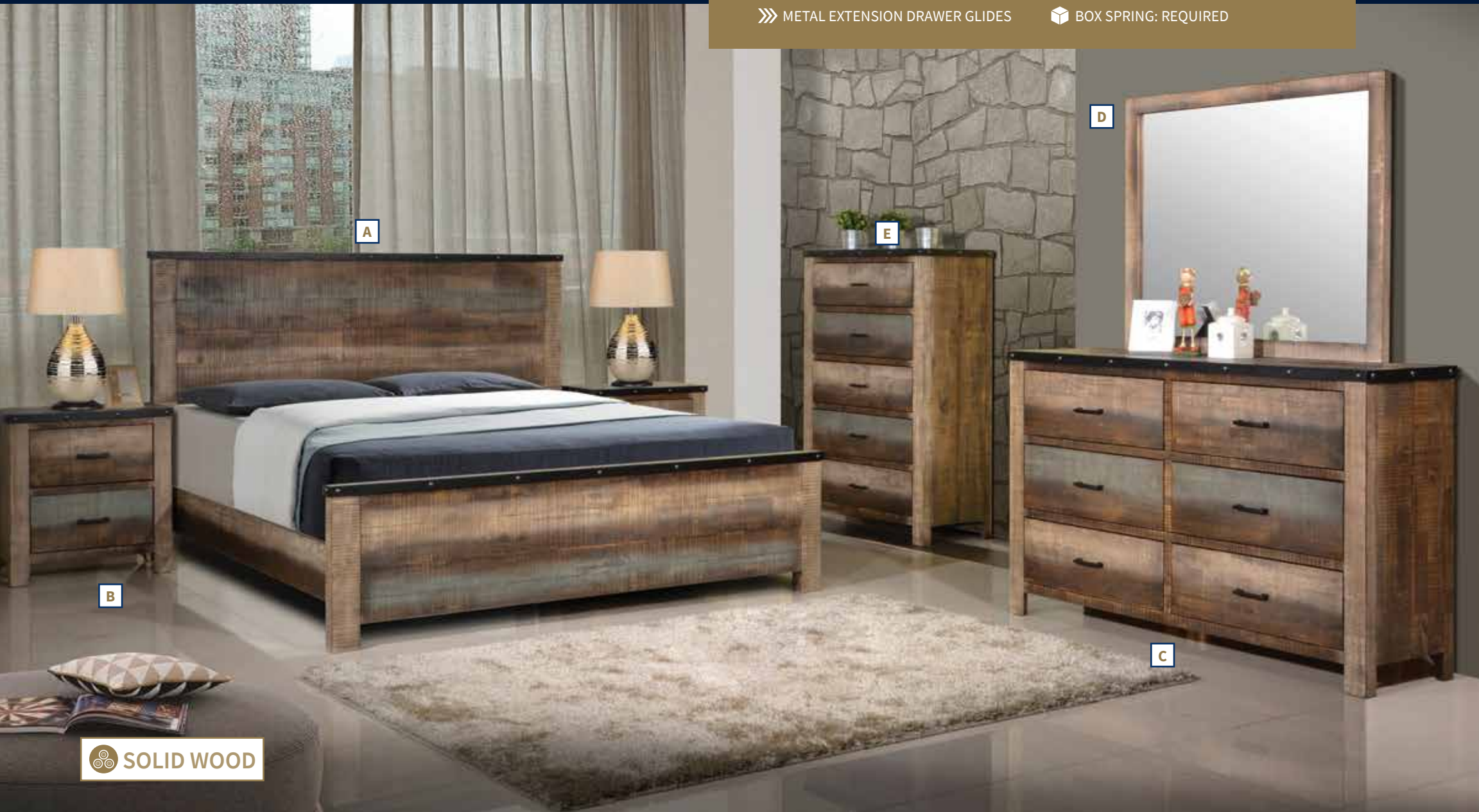
## JESSICA STORAGE COLLECTION

- Warm color and crisp lines augmented with bar hardware for a minimalist modern look
- Bed design features three soft lights within a bookcase headboard, with an on/off switch close at hand
- Silver-tone bar handles on drawers
- Felt lining in top drawers protects precious pieces
- Alternate bed design available



FEATURES

-  FINISH: MULTICOLOR - ANTIQUE MULTI
-  ENGLISH DOVETAIL FRONT & BACK
-  METAL EXTENSION DRAWER GLIDES
-  BOX SPRING: REQUIRED










 SOLID WOOD

SEMBENE COLLECTION

- Relaxed, rustic style bedroom design
- Multi-tonal effect of sand, brown and blueish grey, replicating recycled wood
- Rough-sawn planked solid wood construction
- Top surfaces and bed cap rails are framed with a metal edge band and hand-applied nail heads
- Finished drawer boxes feature brown felt-lining in all top drawers
- Nightstand top drawer features wire management cord access
- Exclusive to Coaster

- A. 205091Q Queen Bed**  
65.75”w x 86.50”d x 55.00”h (4 slats)
- 205091KE Eastern King Bed**  
81.50”w x 86.50”d x 55.00”h (4 slats)
- 205091KW California King Bed**  
77.75”w x 90.50”d x 55.00”h (4 slats)
- B. 205092 Nightstand**  
26.25”w x 16.00”d x 28.25”h
- C. 205093 Dresser**  
61.25”w x 17.75”d x 39.50”h
- D. 205094 Mirror**  
43.50”w x 1.50”d x 38.00”h
- E. 205095 Chest**  
37.75”w x 17.75”d x 56.00”h

PRODUCT HIGHLIGHTS

-  FELT LINED TOP DRAWERS:  
Safely store jewelry or treasured keepsakes
-  HARDWARE FINISH:  
Black finish handles
-  PRODUCT MATERIALS:  
Wood type: Asian hardwood and tropical wood
-  NIGHTSTAND CHARGING ACCESS:  
Plug in and charge your devices
-  SOLID WOOD: For a durable foundation that holds over time
-  TESTED STATIC WEIGHT: 600 lbs
-  60 LBS TIP OVER TEST: Cases 30” and taller passed ASTM standards test



FEATURES

- FINISH: CAPPUCCINO
- KENLIN CENTER DRAWER GLIDES

- ENGLISH DOVETAIL FRONT & BACK
- BOX SPRING: REQUIRED

BEDROOM | COLLECTIONS



PRODUCT HIGHLIGHTS

- FELT LINED TOP DRAWERS: Safely store jewelry or treasured keepsakes
- HARDWARE FINISH: Nickel finish knobs/handles
- LEATHERETTE HEADBOARD: Elegant and durable upholstery
- TESTED STATIC WEIGHT: 600 lbs
- 50 LBS TIP OVER TEST: Cases 30" and taller passed ASTM standards test

- A. 203191Q Queen Bed**  
68.00" w x 85.00" d x 67.50" h (4 slats)
- 203191KE Eastern King Bed**  
83.75" w x 85.00" d x 67.50" h (4 slats)
- B. 203192 Nightstand**  
25.50" w x 17.75" d x 25.75" h
- C. 203193 Dresser**  
63.25" w x 17.75" d x 35.75" h
- D. 203194 Mirror**  
39.50" w x 2.75" d x 45.00" h
- E. 203195 Chest**  
35.50" w x 17.75" d x 49.50" h

CAMBRIDGE COLLECTION

- Embrace traditional European design with ornate, lightly carved details and a warm finish
- Plentiful storage in a charming, elegant master or guest suite
- Comfortably padded, arched headboard is upholstered in leatherette
- Headboard and mirror tops feature crown molding with charming seashell carvings
- Felt-lined top drawers protect precious valuables
- Constructed from solid wood and china birch veneers



FEATURES

- FINISH: GLOSSY WHITE
- METAL EXTENSION DRAWER GLIDES

- PIN CONSTRUCTION FRONT & BACK
- BOX SPRING: NOT REQUIRED



FELICITY COLLECTION

- Stellar contemporary design shows off clean lines and a cool, airy design aesthetic
- Designer white polyurethane finish polished to a superb high-gloss effect
- Bed features plank headboard and low profile footboard
- Polished chrome metal bar pull handles add minimalist appeal
- Spacious storage drawers with felt-lining in top drawers
- Metal extension glides create stability and smooth operation
- Collection offers three stylish bed options

- A. 300345Q Queen Bed**  
65.00”w x 97.50”d x 40.00”h (14 slats)
- 300345KE Eastern King Bed**  
80.75”w x 97.50”d x 40.00”h (14 slats)
- 300345KW California King Bed**  
76.75”w x 102.50”d x 40.00”h (14 slats)
- 300345F Full Bed**  
58.75”w x 89.50”d x 40.25”h (14 slats)
- 300345T Twin Bed**  
42.25”w x 89.50”d x 40.25”h (14 slats)
- B. 203502 Nightstand**  
23.25”w x 15.25”d x 22.50”h
- C. 203503 Dresser**  
63.00”w x 17.75”d x 34.00”h
- D. 203504 Mirror**  
46.00”w x 1.25”d x 37.25”h
- E. 203505 Chest**  
35.00”w x 17.75”d x 51.00”h

PRODUCT HIGHLIGHTS

- ALL DRAWERS FELT LINED:  
Safely store jewelry or treasured keepsakes
- HARDWARE FINISH:  
Polished chrome metal finish pull handles
- LEATHERETTE HEADBOARD:  
Elegant and durable upholstery
- TESTED STATIC WEIGHT:  
600 lbs
- 60 LBS TIP OVER TEST: Cases 30” and taller passed ASTM standards test



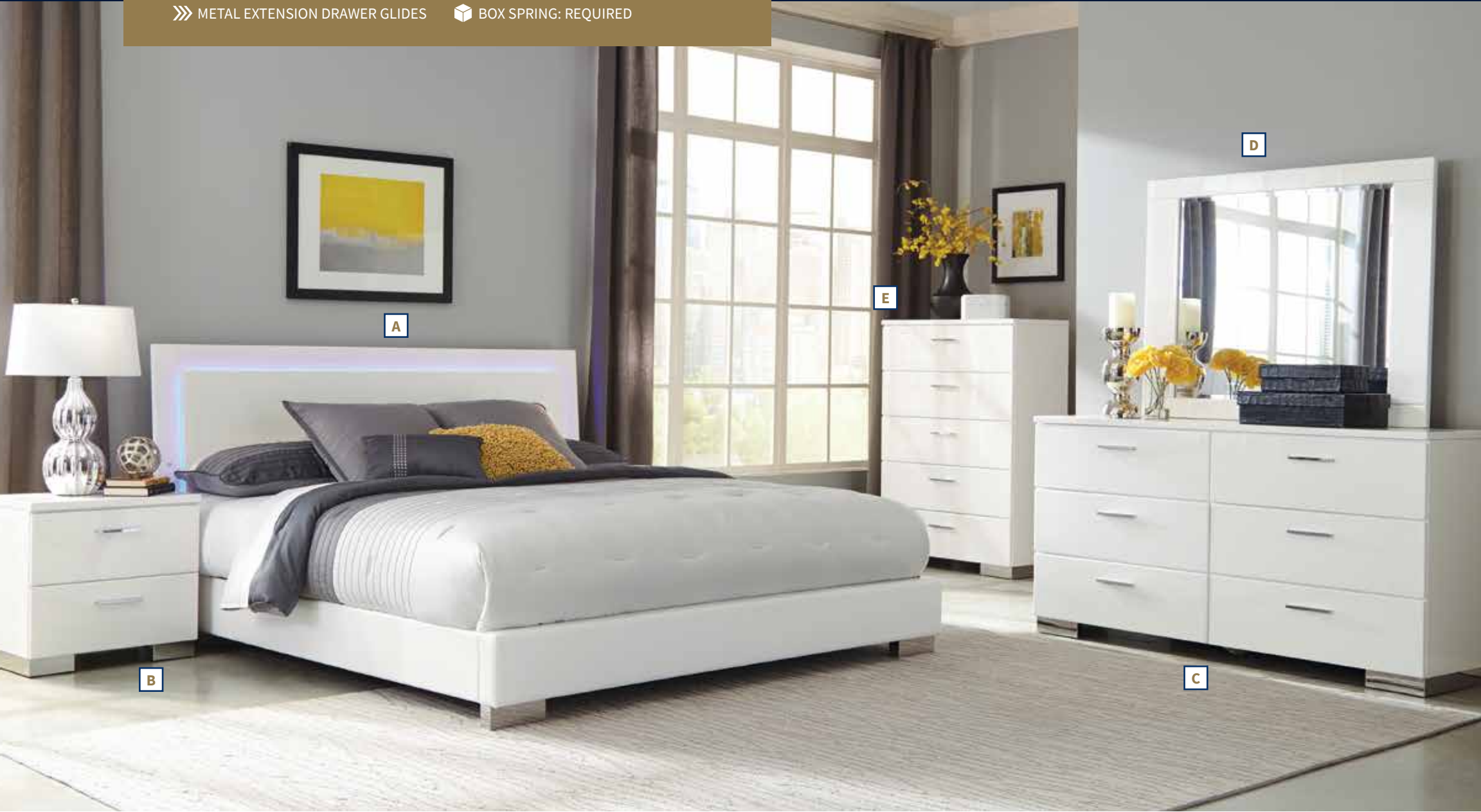


FEATURES

- FINISH: GLOSSY WHITE
- METAL EXTENSION DRAWER GLIDES

- PIN CONSTRUCTION FRONT & BACK
- BOX SPRING: REQUIRED

BEDROOM | COLLECTIONS



PRODUCT HIGHLIGHTS

- ALL DRAWERS FELT LINED: Safely store jewelry or treasured keepsakes
- HARDWARE FINISH: Polished chrome metal finish pull handles
- LED LIGHTING: Helps to create a cool and calm ambiance effect
- TESTED STATIC WEIGHT: 600 lbs
- 60 LBS TIP OVER TEST: Cases 30" and taller passed ASTM standards test

- A. 203500Q Queen Bed**  
63.50"w x 86.50"d x 48.50"h (4 slats)
- 203500KE Eastern King Bed**  
79.25"w x 86.50"d x 48.50"h (4 slats)
- 203500KW California King Bed**  
75.50"w x 91.50"d x 48.50"h (4 slats)
- 203500F Full Bed**  
57.25"w x 82.00"d x 48.50"h (4 slats)
- 203500T Twin Bed**  
42.25"w x 82.00"d x 48.50"h (4 slats)
- B. 203502 Nightstand**  
23.25"w x 15.25"d x 22.50"h
- C. 203503 Dresser**  
63.00"w x 17.75"d x 34.00"h
- D. 203504 Mirror**  
46.00"w x 1.25"d x 37.25"h
- E. 203505 Chest**  
35.00"w x 17.75"d x 51.00"h

FELICITY COLLECTION

- Exquisite contemporary design with clean lines and a cool, airy design aesthetic
- Designer white polyurethane coated and polished to a superb high-gloss finish
- Bed headboard features blue LED touch lighting for ambiance
- Polished chrome metal bar pull handles add minimalist appeal
- Spacious storage drawers include felt-lining in top drawers
- Metal extension glides create stability and smooth operation
- Collection offers three stylish bed options



## FEATURES

FINISH: GLOSSY WHITE

METAL EXTENSION DRAWER GLIDES

PIN CONSTRUCTION FRONT & BACK

BOX SPRING: REQUIRED



## FELICITY COLLECTION

- Stellar contemporary design shows off clean lines and a cool, airy design aesthetic
- Designer white polyurethane finish polished to a superb high-gloss effect
- Bed features plank headboard and low profile footboard
- Polished chrome metal bar pull handles add minimalist appeal
- Spacious storage drawers boast felt-lining in top drawers
- Metal extension glides create stability and smooth operation
- Collection offers three stylish bed options

- A. 203501Q Queen Bed**  
63.50" w x 86.50" d x 51.25" h (4 slats)
- 203501KE Eastern King Bed**  
79.50" w x 86.50" d x 51.25" h (4 slats)
- 203501KW California King Bed**  
75.50" w x 92.25" d x 51.25" h (4 slats)
- B. 203502 Nightstand**  
23.25" w x 15.25" d x 22.50" h
- C. 203503 Dresser**  
63.00" w x 17.75" d x 34.00" h
- D. 203504 Mirror**  
46.00" w x 1.25" d x 37.25" h
- E. 203505 Chest**  
35.00" w x 17.75" d x 51.00" h

## PRODUCT HIGHLIGHTS



ALL DRAWERS FELT LINED:  
Safely store jewelry or treasured keepsakes



HARDWARE FINISH:  
Polished chrome metal finish pull handles



TESTED STATIC WEIGHT:  
600 lbs



60 LBS TIP OVER TEST: Cases 30" and taller passed ASTM standards test





FEATURES

- FINISH: ROUGH SAWN MULTI
- METAL EXTENSION DRAWER GLIDES







- ENGLISH DOVETAIL FRONT & BACK
- BOX SPRING: NOT REQUIRED

BEDROOM | COLLECTIONS

 *Stocked in California Only!*



PRODUCT HIGHLIGHTS

-  BROWN FELT LINED TOP DRAWERS: Safely store jewelry or treasured keepsakes
-  HARDWARE FINISH: Black finish handles
-  HAND RUBBED COLOR: Creates a natural and rustic look & feel
-  PRODUCT MATERIALS: Acacia wood/MDF/plywood
-  TESTED STATIC WEIGHT: 600 lbs
-  60 LBS TIP OVER TEST: Cases 30" and taller passed ASTM standards test

- A. 215761Q Queen Bed**  
64.00" w x 89.75" d x 49.50" h (13 slats)
- 215761KE Eastern King Bed**  
80.00" w x 89.75" d x 49.50" h (13 slats)
- 215761KW California King Bed**  
80.00" w x 94.00" d x 49.50" h (13 slats)
- B. 215762 Nightstand**  
25.75" w x 19.00" d x 24.25" h
- C. 215763 Dresser**  
62.75" w x 19.00" d x 35.25" h
- D. 215764 Mirror**  
40.25" w x 1.00" d x 40.00" h
- E. 215765 Chest**  
39.00" w x 19.00" d x 51.50" h

MARLOW COLLECTION

- Rough sawn multi and black finish creates a coastal inspired look
- Platform bed does not require a box spring
- Acacia wood, MDF, metal and plywood construction
- Rustic industrial style with round tapered metal legs



 *Stocked in California & Texas Only!*

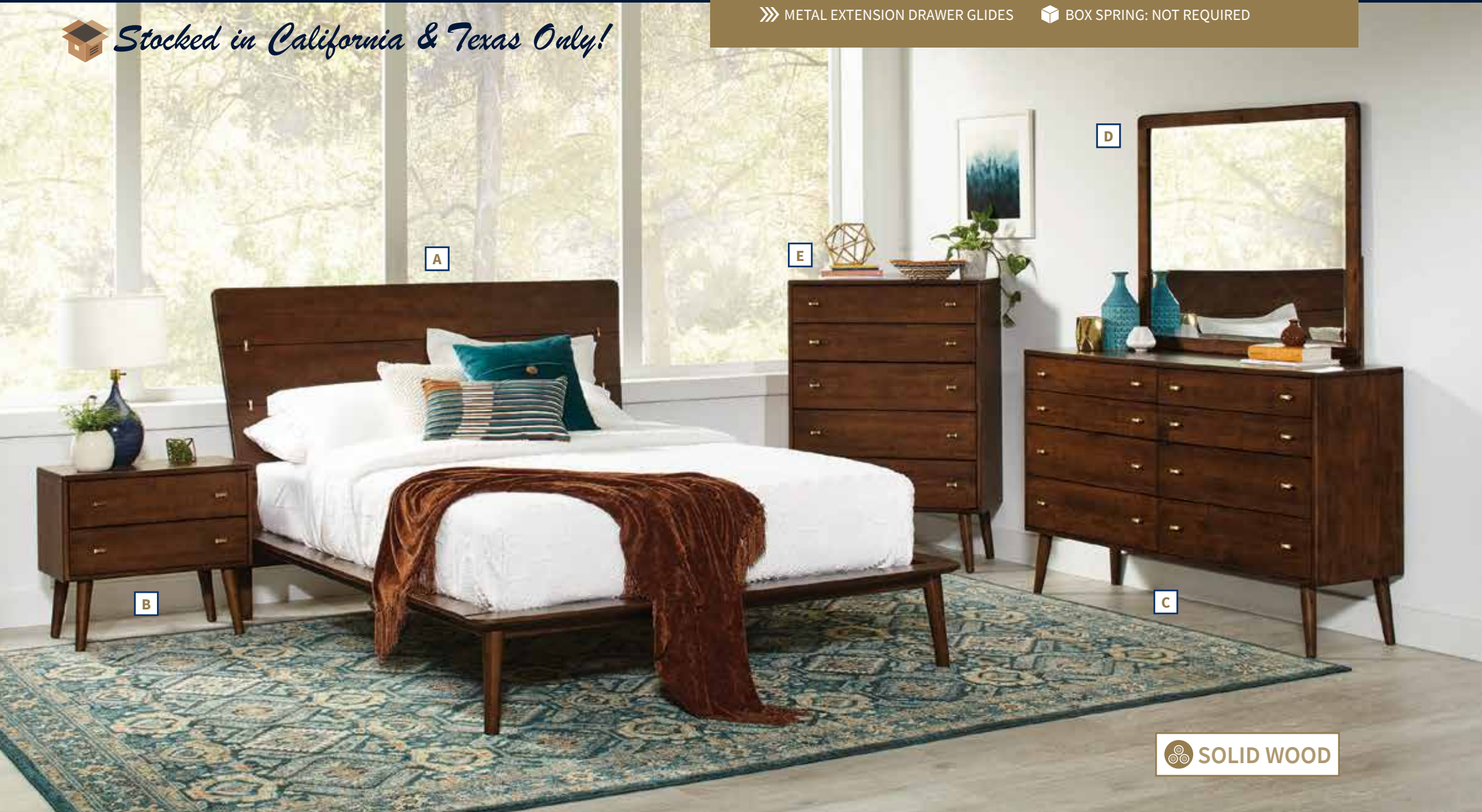
## FEATURES

 FINISH: BURNT SUGAR

 METAL EXTENSION DRAWER GLIDES

 ENGLISH DOVETAIL FRONT & BACK

 BOX SPRING: NOT REQUIRED









 SOLID WOOD


## WENHAM COLLECTION

- Burnt sugar finish inspires a mid-century modern feel for this iconic style collection
- Fully slatted platform bed does not require a box spring
- Solid poplar wood construction with solid wood drawer boxes
- Poplar, pine wood and Asian hardwood construction
- Exclusive to Coaster

**A. 222601Q Queen Bed**  
69.00" w x 92.75" d x 49.25" h (14 slats)  
**222601KE Eastern King Bed**  
83.75" w x 92.75" d x 49.25" h (14 slats)  
**222601KW California King Bed**  
80.00" w x 96.75" d x 49.25" h (14 slats)  
**B. 222602 Nightstand**  
26.50" w x 14.75" d x 24.25" h  
**C. 222603 Dresser**  
60.00" w x 16.75" d x 37.75" h  
**D. 222604 Bevel Mirror**  
44.00" w x 0.75" d x 36.00" h  
**E. 222605 Chest**  
32.75" w x 16.75" d x 48.25" h

## PRODUCT HIGHLIGHTS

-  FELT LINED TOP DRAWERS: Safely store jewelry or treasured keepsakes
-  HARDWARE FINISH: Gold knobs
-  PRODUCT MATERIALS: Poplar, Asian hardwood
-  DUAL USB PORTS: Conveniently connect your digital devices
-  MAX BED WEIGHT: 800 lbs
-  60 LBS TIP OVER TEST: Cases 30" and taller passed ASTM standards test





## FEATURES

 FINISH: RUSTIC CHESTNUT


 UPHOLSTERY:  
RUGGED BARK HOT PRESSED FABRIC

 METAL EXTENSION DRAWER GLIDES








 FRENCH FRONT, ENGLISH BACK DOVETAIL

 BOX SPRING: NOT REQUIRED

## BEDROOM | COLLECTIONS



### PRODUCT HIGHLIGHTS

-  BLACK FELT LINED TOP DRAWERS: Safely store jewelry or treasured keepsakes
-  PRODUCT MATERIALS: Asian hardwood, mindy veneer, MDF, particle board, MDF + leatherette, paper & select woods
-  DUAL USB PORTS: Conveniently connect your digital devices
-  REMOVABLE JEWELRY TRAY: Located in the dresser
-  UNDER BED STORAGE: Store away personal items
-  MAX BED WEIGHT: 600 lbs
-  60 LBS TIP OVER TEST: Cases 30" and taller passed ASTM standards test

#### A. 205440Q Queen Bed

63.75" w x 86.00" d x 61.50" h (10 slats)

#### 205440KE Eastern King Bed

79.25" w x 86.00" d x 61.50" h (10 slats)

#### 205440KW California King Bed

79.25" w x 90.00" d x 61.50" h (10 slats)

#### B. 205442 Nightstand

26.00" w x 16.75" d x 28.50" h

#### C. 205443 Dresser

61.75" w x 16.75" d x 38.50" h

#### D. 205444 Mirror

46.00" w x 1.50" d x 37.50" h

#### E. 205445 Chest

35.50" w x 16.75" d x 51.50" h

### PRESTON COLLECTION

- An impressive transitional style to freshen up any bedroom
- Oak veneered 3-D raised panels create a unique statement
- Storage bed has upholstered headboard and under bed drawers, saving space
- A perfect rustic chestnut wood finish with ash tone for your modern home
- Exclusive to Coaster





FEATURES

- FINISH: SILVER METALL
- UPHOLSTERY: METALLIC LEATHERETTE

- METAL EXTENSION DRAWER GLIDES
- FRENCH FRONT, ENGLISH BACK DOVETAIL
- BOX SPRING: REQUIRED





## GUNNISON COLLECTION

- This glamorous design is accented with antique mirrored frames and a blue LED light on headboard
- Bed is upholstered with metallic leatherette, fully tufted with crystal buttons
- Fret work detail on front panels and drawer fronts
- Clear sealer finished drawer boxes with black felt lined top drawers
- USB charging ports in nightstand
- White LED touch lighting on mirror and headboard
- Exclusive to Coaster

### A. 223211Q Queen Bed

63.00"w x 87.75"d x 62.00"h (4 slats)

### 223211KE Eastern King Bed

79.00"w x 87.75"d x 62.00"h (4 slats)

### 223211KW Eastern King Bed

75.00"w x 91.75"d x 62.00"h (4 slats)

### B. 223212 Nightstand

28.25"w x 18.25"d x 29.25"h

### C. 223213 Dresser

62.00"w x 18.25"d x 38.25"h

### D. 223214 Mirror

49.25"w x 1.25"d x 40.50"h

### E. 223215 Chest

36.00"w x 18.00"d x 52.00"h

## PRODUCT HIGHLIGHTS



**FELT LINED TOP DRAWERS:**  
Safely store jewelry or treasured keepsakes



**DUAL USB PORTS:** Conveniently connect your digital devices



**PRODUCT MATERIALS:** Pinewood, MDF, plywood



**MAX BED WEIGHT:**  
600 lbs



**60 LBS TIP OVER TEST:** Cases 30" and taller passed ASTM standards test





FEATURES

- FINISH: BLACK
- KENLIN CENTER DRAWER GLIDES

- ENGLISH DOVETAIL FRONT & BACK
- BOX SPRING: NOT REQUIRED



BRIANA STORAGE COLLECTION

- Transitional design with dimensional flair in a rich black finish for a timeless effect
- Platform storage bed features four footboard drawers with two drop-down doors on each side to create plentiful storage options
- Bookcase headboard features four drawers and a center shelf
- Case pieces feature bevelled drawer fronts with contrasting brushed chrome knobs
- No box spring required

- A. 202701Q Queen Bed**  
62.75”w x 90.75”d x 56.00”h (14 slats)
- 202701KE Eastern King Bed**  
78.50”w x 90.75”d x 56.00”h (14 slats)
- 202701KW California King Bed**  
78.50”w x 95.50”d x 56.00”h (14 slats)
- B. 200702 Nightstand**  
25.50”w x 16.75”d x 25.50”h
- C. 200703 Dresser**  
58.50”w x 16.75”d x 40.75”h
- D. 200704 Mirror**  
39.25”w x 1.50”d x 34.75”h
- E. 200705 Chest**  
31.50”w x 16.75”d x 48.75”h

PRODUCT HIGHLIGHTS

- HARDWARE FINISH:**  
Brushed chrome knobs
- UNDER BED STORAGE:** Store away personal items
- TESTED STATIC WEIGHT:**  
600 lbs
- 50 LBS TIP OVER TEST:** Cases 30” and taller passed ASTM standards test

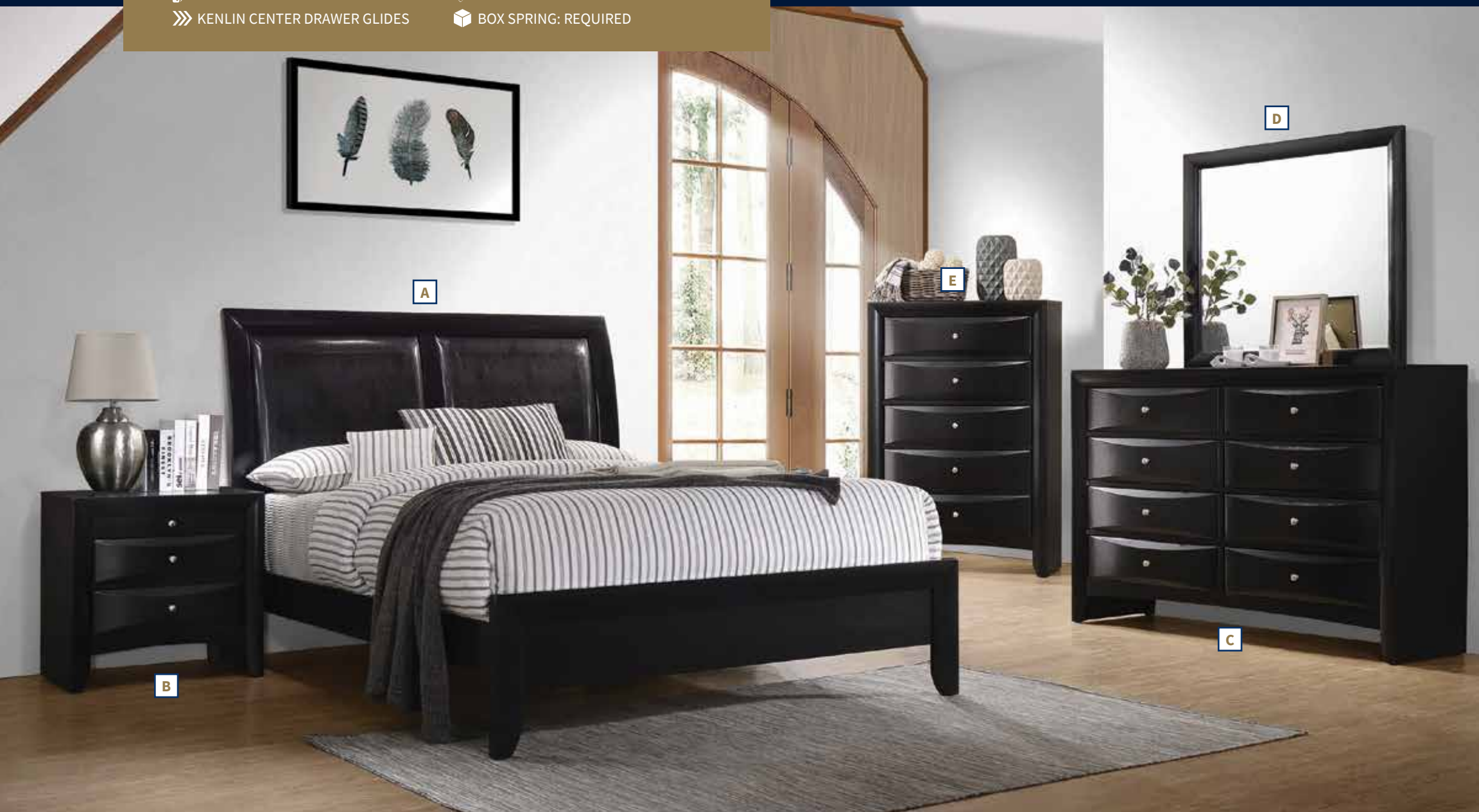


## FEATURES

- FINISH: BLACK
- KENLIN CENTER DRAWER GLIDES

- ENGLISH DOVETAIL FRONT & BACK
- BOX SPRING: REQUIRED

## BEDROOM | COLLECTIONS



### PRODUCT HIGHLIGHTS

- FELT LINED TOP DRAWERS: Safely store jewelry or treasured keepsakes
- HARDWARE FINISH: Brushed chrome knobs
- TESTED STATIC WEIGHT: 600 lbs
- 50 LBS TIP OVER TEST: Cases 30" and taller passed ASTM standards test

- A. 200701Q Queen Bed**  
64.25"w x 88.00"d x 51.75"h (3 slats)
- 200701KE Eastern King Bed**  
80.00"w x 88.00"d x 51.75"h (5 slats)
- 200701KW California King Bed**  
75.75"w x 92.50"d x 51.75"h (5 slats)
- B. 200702 Nightstand**  
25.50"w x 16.75"d x 25.50"h
- C. 200703 Dresser**  
58.50"w x 16.75"d x 40.75"h
- D. 200704 Mirror**  
39.25"w x 1.00"d x 34.75"h
- E. 200705 Chest**  
31.50"w x 16.75"d x 48.75"h

### BRIANA COLLECTION

- Elegant chambered trim and drawer fronts create a dimensional look that enhances an understated bedroom
- Handsome black finish adds versatility to your decor
- Leatherette upholstered headboard
- Case pieces feature chambered trim and drawer front and brushed chrome knobs.
- Crafted from tropical hardwood and Asian veneer



FEATURES

- UPHOLSTERY: BLUE WOVEN FABRIC
- METAL EXTENSION DRAWER GLIDES

- ENGLISH DOVETAIL FRONT & BACK
- BOX SPRING: NOT REQUIRED




CHARITY UPHOLSTERED BED

- Mid-century modern collection rich in color and charm creates a soothing retreat
- Vivid blue woven fabric bed creates a striking focal point
- Platform bed features vertical channeling with an exposed frame and angled legs
- Solid rubberwood legs in a quintessential walnut finish
- Frame constructed with rubberwood and plywood
- Slat kit is included

- A. 300626Q Queen Bed**  
63.00”w x 88.50”d x 48.50”h (12 slats)
- 300626KE Eastern King Bed**  
79.00”w x 88.50”d x 48.50”h (12 slats)
- 300626KW California King Bed**  
75.00”w x 93.75”d x 48.50”h (12 slats)
- 300626F Full Bed**  
56.75”w x 83.75”d x 48.50”h (12 slats)
- B. 204562 Nightstand**  
26.00”w x 18.00”d x 25.25”h
- C. 204563 Dresser**  
68.00”w x 18.00”d x 35.25”h
- D. 204564 Mirror**  
47.75”w x 1.00”d x 39.00”h
- E. 204565 Chest**  
36.00”w x 18.00”d x 49.25”h

PRODUCT HIGHLIGHTS

- BLACK FELT LINED TOP DRAWERS:** Safely store jewelry or treasured keepsakes
- HARDWARE FINISH:** Brushed nickel finish knobs
- PRODUCT MATERIALS:** Poplar wood, ash veneer and select woods
- DUAL USB PORTS:** Conveniently connect your digital devices
- TESTED STATIC WEIGHT:** 600 lbs
- 60 LBS TIP OVER TEST:** Cases 30” and taller passed ASTM standards test





## FEATURES


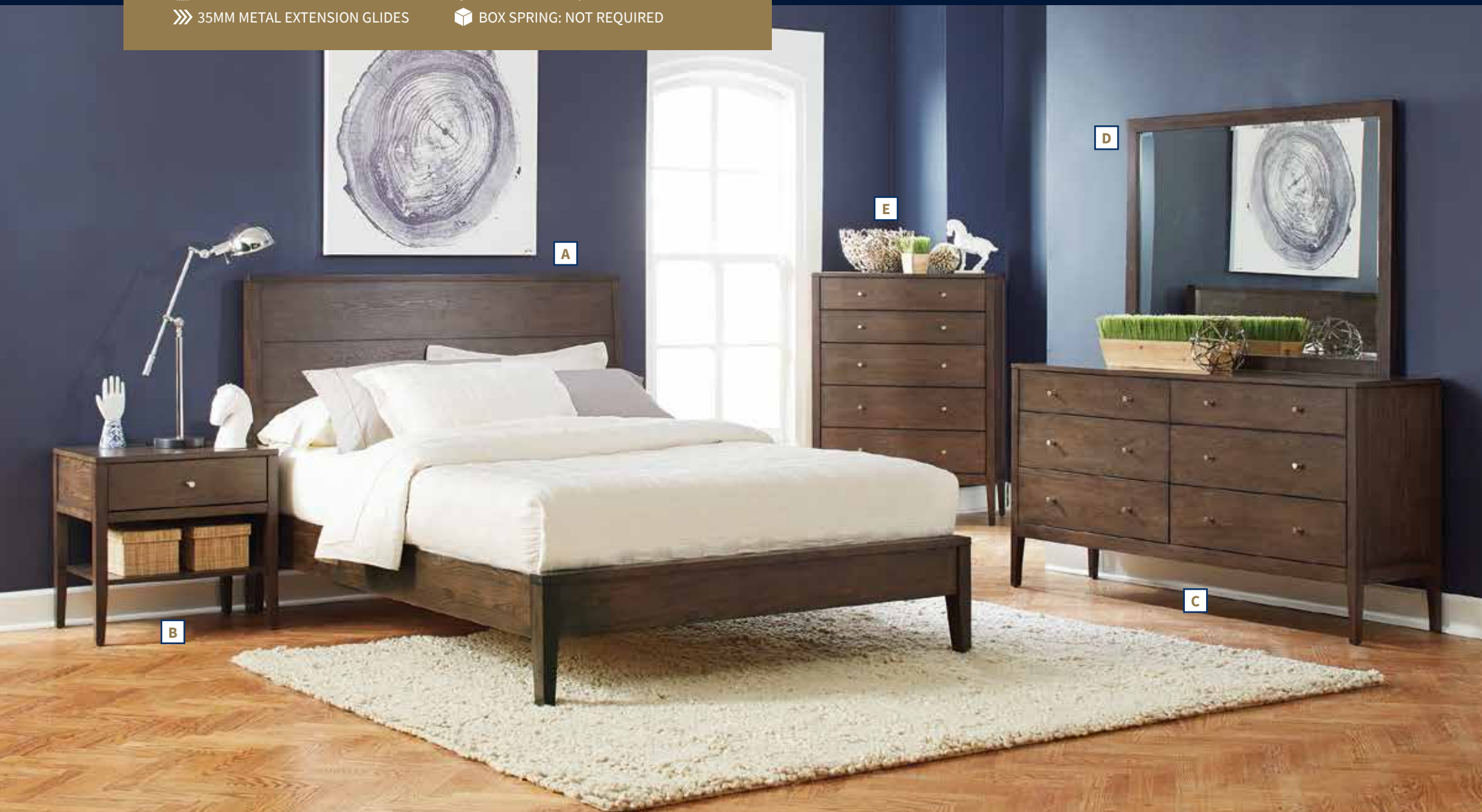
FINISH: ASH BROWN

35MM METAL EXTENSION GLIDES

FRENCH FRONT, ENGLISH BACK DOVETAIL

BOX SPRING: NOT REQUIRED

## BEDROOM | COLLECTIONS



### PRODUCT HIGHLIGHTS

- BLACK FELT LINED TOP DRAWERS:** Safely store jewelry or treasured keepsakes
- HARDWARE FINISH:** Brushed nickel finish knobs
- PRODUCT MATERIALS:** Poplar wood, ash veneer and select woods
- DUAL USB PORTS:** Conveniently connect your digital devices
- TESTED STATIC WEIGHT:** 600 lbs
- 60 LBS TIP OVER TEST:** Cases 30" and taller passed ASTM standards test

#### A. 204561Q Queen Bed

63.00"w x 88.50"d x 49.00"h (13 slats)

#### 204561KE Eastern King Bed

79.00"w x 88.50"d x 49.00"h (13 slats)

#### B. 204562 Nightstand

26.00"w x 18.00"d x 25.25"h

#### C. 204563 Dresser

68.00"w x 18.00"d x 35.25"h

#### D. 204564 Mirror

47.75"w x 1.00"d x 39.00"h

#### E. 204565 Chest

36.00"w x 18.00"d x 49.25"h

### LOMPOC COLLECTION

- Collection celebrates classic American design while showcasing beautiful wood grain and gently tapered legs
- Platform bed is fully slatted and features a plank headboard
- Felt lining featured in top drawers
- Cedar-lined bottom drawers featured in nightstand, dresser, and chest
- Bed has platform system that will accommodate most mattress types and warranties including memory foam
- Nightstand includes USB charging ports for bedside accessibility
- Exclusive to Coaster



FEATURES

FINISH: ANTIQUE WHITE

METAL EXTENSION DRAWER GLIDES

ENGLISH DOVETAIL FRONT & BACK

BOX SPRING: REQUIRED



CAROLINA COLLECTION

- A farmhouse style group that works well for all coastal regions
- Beautiful rubbed through antique white finish with gentle rasping effect to create a worn look
- Arched top panel bed and mirror design softens up the modern straight lines
- Exclusive to Coaster

**A. 222871Q Queen Bed**  
67.00”w x 86.50”d x 63.00”h (4 slats)  
**222871KE Eastern King Bed**  
82.50”w x 86.50”d x 63.00”h (4 slats)  
**222871KW California King Bed**  
78.50”w x 90.50”d x 63.00”h (4 slats)  
**B. 222872 Nightstand**  
23.50”w x 15.75”d x 28.00”h  
**C. 222873 Dresser**  
57.00”w x 19.75”d x 37.75”h  
**D. 222874 Mirror**  
39.75”w x 2.25”d x 39.50”h  
**E. 222875 Chest**  
35.50”w x 17.75”d x 49.25”h

PRODUCT HIGHLIGHTS

- FELT LINED TOP DRAWERS: Safely store jewelry or treasured keepsakes
- HARDWARE FINISH: Antique brass
- PRODUCT MATERIALS: Solid Asian hardwood, rubber wood veneer, MDF, plywood
- TESTED STATIC WEIGHT: 600 lbs
- 60 LBS TIP OVER TEST: Cases 30” and taller passed ASTM standards test



FEATURES

- FINISH: DARK WALNUT
- METAL EXTENSION DRAWER GLIDES

- ENGLISH DOVETAIL FRONT & BACK
- BOX SPRING: NOT REQUIRED

BEDROOM | COLLECTIONS



PRODUCT HIGHLIGHTS

- BLACK FELT LINED TOP DRAWERS: Safely store jewelry or treasured keepsakes
- HARDWARE FINISH: Gunmetal finish hardware
- PRODUCT MATERIALS: Pine, walnut veneer, select woods
- WIRE CORD ACCESS: Recessed on top of the nightstand
- TESTED STATIC WEIGHT: 600 lbs
- 60 LBS TIP OVER TEST: Cases 30" and taller passed ASTM standards test

- A. 205131Q Queen Bed**  
63.00" w x 86.50" d x 53.25" h (14 slats)
- 205131KE Eastern King Bed**  
78.25" w x 86.50" d x 53.25" h (14 slats)
- 205131KW California King Bed**  
78.25" w x 90.50" d x 53.25" h (15 slats)
- B. 205132 Nightstand**  
27.00" w x 15.50" d x 26.50" h
- C. 205133 Dresser**  
61.00" w x 17.00" d x 36.50" h
- D. 205134 Mirror**  
39.75" w x 1.00" d x 38.00" h
- E. 205135 Chest**  
35.75" w x 17.00" d x 52.75" h

ROBYN COLLECTION

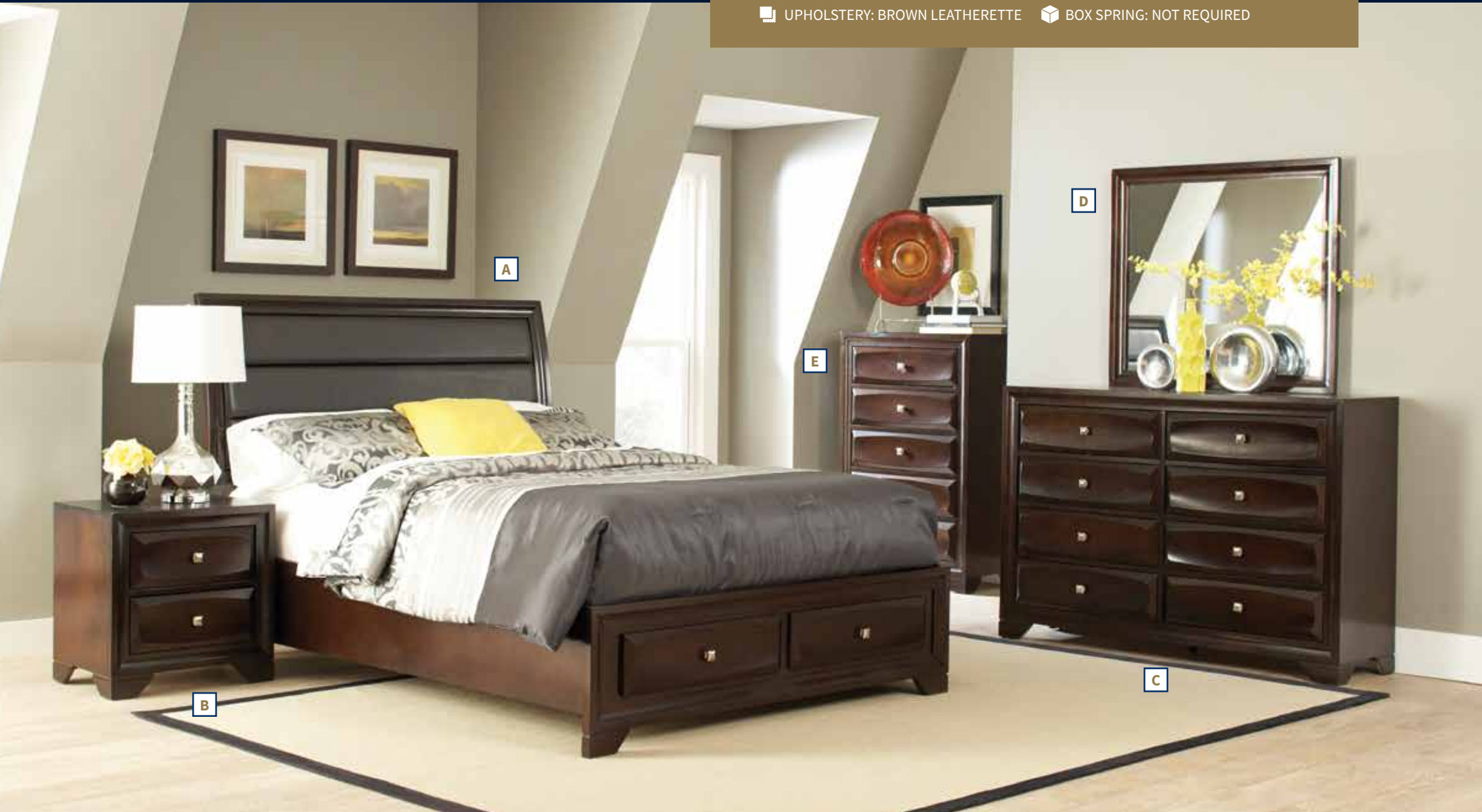
- Mid-century design with a swanky, luxe look that converts your bedroom into the ultimate retreat
- Rounded corners throughout add updated, modern flair
- Rounded, tapered legs and a dark walnut finish add quintessential style
- Bed features a thick, padded headboard with square tufting
- Finished drawer boxes include black felt-lined top drawers
- Dual USB ports in nightstand make it easy to charge a phone or tablet at the bedside



FEATURES

- FINISH: CAPPUCCINO
- UPHOLSTERY: BROWN LEATHERETTE

- KENLIN CENTER DRAWER GLIDES
- ENGLISH DOVETAIL FRONT & BACK
- BOX SPRING: NOT REQUIRED



JAXSON COLLECTION

- Dimensional drawer fronts featured with a leatherette headboard and storage footboard
- Rich cappuccino finish warms a refined bedroom
- Bed has an upholstered headboard with two storage drawers at the foot of the bed
- Case pieces feature beveled drawer fronts and felt lining
- Drawers are built with dovetail construction and feature center metal extension drawer suspension

- A. 203481Q Queen Bed**  
63.00”w x 87.00”d x 53.25”h (13 slats)
- 203481KE Eastern King Bed**  
78.50”w x 87.00”d x 53.25”h (13 Slats)
- 203481KW California King Bed**  
78.50”w x 92.00”d x 51.50”h (13 slats)
- B. 203482 Nightstand**  
23.50”w x 16.50”d x 23.50”h
- C. 203483 Dresser**  
58.25”w x 16.50”d x 39.75”h
- D. 203484 Mirror**  
39.25”w x 1.00”d x 34.75”h
- E. 203485 Chest**  
31.50”w x 16.50”d x 47.75”h

PRODUCT HIGHLIGHTS

- BROWN FELT LINED TOP DRAWERS: Safely store jewelry or treasured keepsakes
- LEATHERETTE HEADBOARD: Elegant and durable upholstery
- UNDER BED STORAGE: Store away personal items
- TESTED STATIC WEIGHT: 600 lbs
- 50 LBS TIP OVER TEST: Cases 30” and taller passed ASTM standards test



## FEATURES


FINISH: RUSTIC HONEY

KENLIN CENTER DRAWER GLIDES

DRAWER PIN (TOP DRAWER ONLY),  
FRENCH FRONT, ENGLISH BACK DOVETAIL

BOX SPRING: REQUIRED

## BEDROOM | COLLECTIONS



### PRODUCT HIGHLIGHTS

- FELT LINED TOP DRAWERS:  
Safely store jewelry or treasured keepsakes
- HARDWARE FINISH: Pull handle  
Black finished metal knobs
- PRODUCT MATERIALS:  
Asian & select hardwood  
rubberwood veneer
- BED SIZES:  
Available in all bed sizes
- TESTED STATIC WEIGHT:  
600 lbs
- 50 LBS TIP OVER TEST: Cases 30"  
and taller passed ASTM standards  
test

- A. 205261Q Queen Bed**  
65.00"w x 86.00"d x 57.25"h (4 slats)
- 205261KE Eastern King Bed**  
81.75"w x 86.00"d x 57.25"h (4 slats)
- 205261KW California King Bed**  
77.75"w x 90.00"d x 57.25"h (4 slats)
- 205261F Full Bed**  
80.00"w x 59.00"d x 57.25"h (12 slats)
- B. 205261T Twin Bed**  
81.00"w x 44.00"d x 57.25"h (12 slats)
- C. 205262 Nightstand**  
28.00"w x 17.25"d x 28.00"h
- D. 205263 Dresser**  
66.25"w x 18.00"d x 38.25"h
- E. 205264 Mirror**  
48.75"w x 1.75"d x 38.00"h
- F. 205265 Chest**  
39.00"w x 18.00"d x 56.00"h

### BRENNER COLLECTION

- Create a warm and inviting bedroom with rustic style and charming finishing touches
- Warmth oozes from a rich rustic honey wood finish
- Choose from a standard bed or a bed with storage in footboard
- Crafted with solid hardwood drawer fronts and case tops, creating exceptional value



FEATURES

- FINISH: RUSTIC HONEY
- KENLIN CENTER DRAWER GLIDES

- DRAWER PIN (TOP DRAWER ONLY),  
FRENCH FRONT, ENGLISH BACK DOVETAIL
- BOX SPRING: NOT REQUIRED



BRENNER COLLECTION

- Rustic flourishes catch the eye and a rustic honey finish brings warm charm to any bedroom
- Choose between a standard bed or a bed with convenient storage in its footboard
- Crafted with solid hardwood drawer fronts and case tops, making this collection an exceptional value
- Beds are offered in all sizes

- A. 205260Q Queen Storage Bed**  
65.00”w x 86.00”d x 57.25”h (12 slats)
- 205260KE Eastern King Storage Bed**  
81.50”w x 86.00”d x 57.25”h (12 slats)
- 205260KW California King Storage Bed**  
77.75”w x 90.00”d x 57.25”h (12 slats)
- 205260F Full Storage Bed**  
80.00”w x 59.00”d x 57.25”h (12 slats)
- B. 205260T Twin Storage Bed**  
81.00”w x 43.50”d x 57.25”h (12 slats)
- C. 205262 Nightstand**  
28.00”w x 17.25”d x 28.00”h
- D. 205263 Dresser**  
66.25”w x 18.00”d x 38.25”h
- E. 205264 Mirror**  
48.75”w x 1.75”d x 38.00”h
- F. 205265 Chest**  
39.00”w x 18.00”d x 56.00”h

PRODUCT HIGHLIGHTS

- FELT LINED TOP DRAWERS:  
Safely store jewelry or treasured keepsakes
- HARDWARE FINISH: Pull handle  
Black finished metal knobs
- PRODUCT MATERIALS:  
Asian & select hardwood  
ruberwood veneer
- UNDER BED STORAGE: Store away  
personal items
- BED SIZES:  
Available in all bed sizes
- TESTED STATIC WEIGHT:  
600 lbs
- 50 LBS TIP OVER TEST: Cases 30”  
and taller passed ASTM standards  
test





## FEATURES

 FINISH: MOD GREY


 UPHOLSTERY: BRONZE LEATHERETTE

 KENLIN CENTER DRAWER GLIDES








 ENGLISH DOVETAIL FRONT & BACK

 BOX SPRING: NOT REQUIRED

## BEDROOM | COLLECTIONS



### PRODUCT HIGHLIGHTS

-  PRODUCT MATERIALS: Asian hardwood, Okume veneer, MDF
-  LEATHERETTE HEADBOARD: Elegant and durable upholstery
-  HARDWARE FINISH: Acrylic crystal knobs
-  UNDER BED STORAGE: Store away personal items
-  W CLEANING CODE: Use water-based cleaning agent, do not over wet
-  TESTED STATIC WEIGHT: 600 lbs
-  50 LBS TIP OVER TEST: Cases 30" and taller passed ASTM standards test

### A. 215881Q Queen Storage Bed

63.50"w x 84.00"d x 58.75"h (5 slats)

### 215881KE Eastern King Storage Bed

79.25"w x 84.00"d x 58.75"h (5 slats)

### B. 215882 Nightstand

24.50"w x 16.50"d x 27.50"h

### C. 215883 Dresser

58.50"w x 16.75"d x 40.75"h

### D. 215884 Mirror

39.25"w x 1.25"d x 34.75"d

### E. 215885 Chest

31.50"w x 16.75"d x 48.50"h

## SALANO COLLECTION

- Crystal hardware and a mod grey finish boldly declare style with this collection
- Platform bed does not require a box spring
- Bed has platform system that will accommodate most mattress types and warranties including memory foam
- Asian hardwood and leatherette construction
- Specially shaped 3-D bow tie drawer fronts create a visual attraction



FEATURES

- FINISH: BLACK

KENLIN CENTER DRAWER GLIDES
- ENGLISH DOVETAIL FRONT & BACK

BOX SPRING: REQUIRED



BARZINI COLLECTION

- Opulence and elegance rule the day in this exciting bedroom collection
- Glam finishing touches create a bedroom fit for rock and roll royalty
- Black finish adds richness and drama
- Glittering, metallic, acrylic drawer fronts and faceted crystal hardware add opulence
- Metallic leatherette upholstery on head and footboards
- Available in black or white finishes

- A. 200891Q Queen Bed**  
63.25”w x 84.75”d x 56.00”h (4 slats)

**200891KE Eastern King Bed**  
79.00”w x 84.75”d x 56.00”h (4 slats)

**200891KW California King Bed**  
79.25”w x 89.50”d x 56.00”h (4 slats)

**B. 200892 Nightstand**  
25.25”w x 16.50”d x 25.50”h

**C. 200893 Dresser**  
63.00”w x 16.50”d x 37.50”h
- D. 200894 Mirror**  
46.75”w x 1.25”d x 36.50”h

**E. 200895 Chest**  
35.50”w x 16.50”d x 49.75”h

PRODUCT HIGHLIGHTS

- FELT LINED TOP DRAWERS:  
Safely store jewelry or treasured keepsakes

HARDWARE FINISH: Diamond  
chrome finish hardware

PRODUCT MATERIALS:  
Asian hardwood & okume veneer

TESTED STATIC WEIGHT:  
600 lbs

50 LBS TIP OVER TEST: Cases 30”  
and taller passed ASTM standards  
test



## FEATURES

- FINISH: WHITE
- KENLIN CENTER DRAWER GLIDES

- ENGLISH DOVETAIL FRONT & BACK
- BOX SPRING: REQUIRED

## BEDROOM | COLLECTIONS



### PRODUCT HIGHLIGHTS

- FELT LINED TOP DRAWERS: Safely store jewelry or treasured keepsakes
- HARDWARE FINISH: Diamond chrome finish hardware
- PRODUCT MATERIALS: Asian hardwood & okume veneer
- POWER OUTLET: Charging access
- TESTED STATIC WEIGHT: 600 lbs
- 50 LBS TIP OVER TEST: Cases 30" and taller passed ASTM standards test

- A. 205891Q Queen Bed**  
63.25"w x 84.75"d x 56.00"h (4 slats)
- 205891KE Eastern King Bed**  
79.00"w x 84.75"d x 56.00"h (4 slats)
- 205891KW California King Bed**  
79.25"w x 89.50"d x 56.00"h (4 slats)
- B. 205892 Nightstand**  
25.25"w x 16.50"d x 25.50"h
- C. 205893 Dresser**  
63.00"w x 16.50"d x 37.50"h
- D. 205894 Mirror**  
46.75"w x 1.25"d x 36.50"h
- E. 205895 Chest**  
35.50"w x 16.50"d x 49.75"h

### BARZINI COLLECTION

- Opulence and elegance rule the day in this exciting bedroom collection
- Glam finishing touches create a bedroom fit for rock and roll royalty
- Black finish adds richness and drama
- Glittering, metallic, acrylic drawer fronts and faceted crystal hardware add opulence
- Metallic leatherette upholstery on head and footboards
- Available in black or white finishes



FEATURES

- FINISH: METALLIC STERLING
- UPHOLSTERY: CHARCOAL GREY LEATHERETTE

- KENLIN CENTER DRAWER GLIDES
- FRENCH FRONT, ENGLISH BACK DOVETAIL
- BOX SPRING: REQUIRED



SALFORD COLLECTION

- Create that elegant Hollywood lifestyle with this glamorous bedroom group
- Sparkling metallic silver tone finish, mirrored frame and stately ring pulls add an art deco feel
- Tufted, upholstered headboard in a metallic grey leatherette that is easy to maintain

- A. 222721Q Queen Bed**  
63.25" w x 83.75" d x 59.75" h (4 slats)
- 222721KE Eastern King Bed**  
79.25" w x 83.75" d x 59.75" h (4 slats)
- B. 222722 Nightstand**  
23.50" w x 16.50" d x 24.25" h
- C. 222723 Dresser**  
58.25" w x 16.50" d x 37.25" h
- D. 222724 Mirror**  
45.50" w x 0.75" d x 35.50" h
- E. 222725 Chest**  
33.75" w x 16.50" d x 47.50" h

PRODUCT HIGHLIGHTS

- FELT LINED TOP DRAWERS: Safely store jewelry or treasured keepsakes
- LEATHERETTE HEADBOARD: Elegant and durable upholstery
- HARDWARE FINISH: Silver finish ring pull handles
- PRODUCT MATERIALS: Wood type: MDF hardwood
- TESTED STATIC WEIGHT: 600 lbs
- 50 LBS TIP OVER TEST: Cases 30" and taller passed ASTM standards test





## FEATURES

 FINISH: CHAMPAGNE

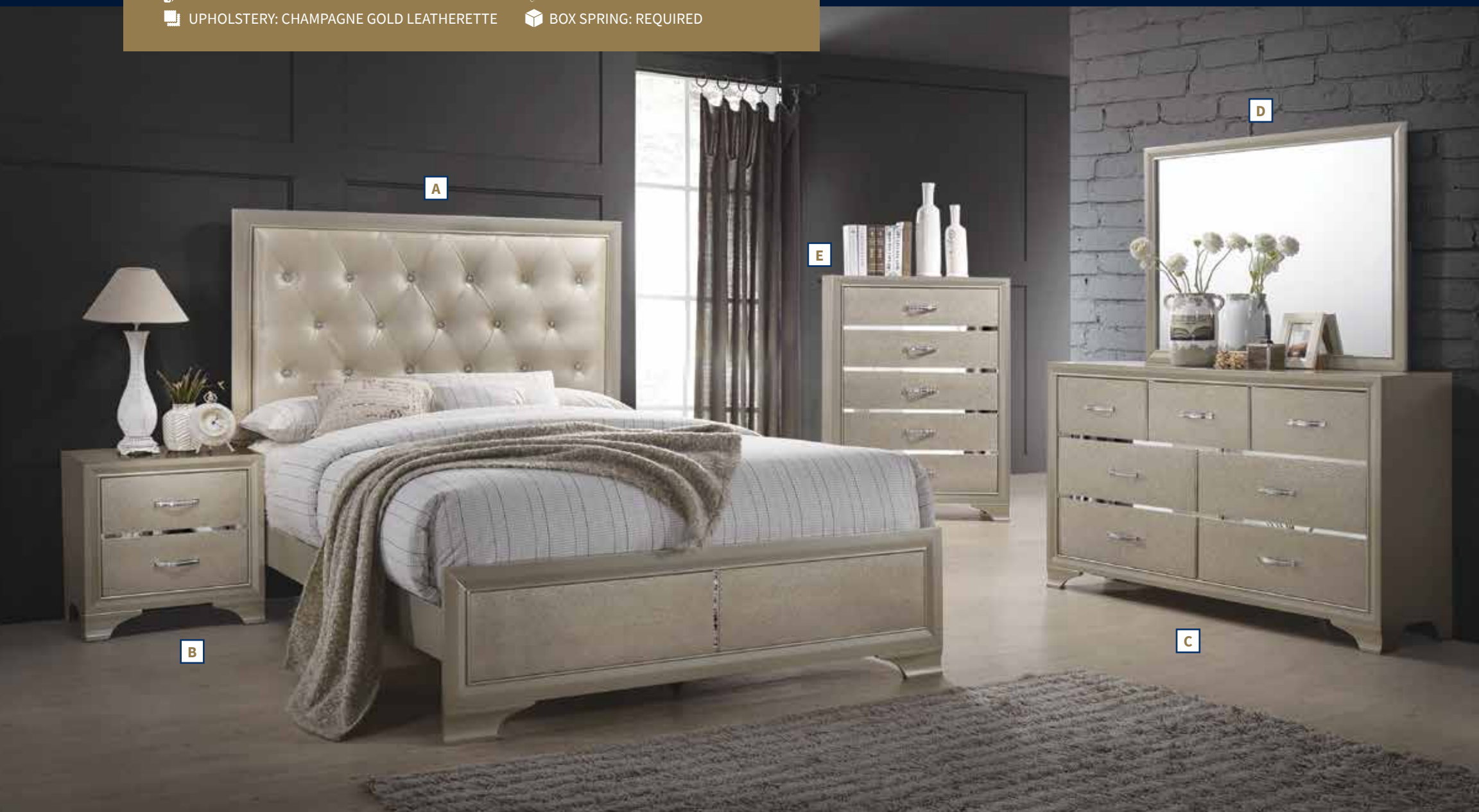
 UPHOLSTERY: CHAMPAGNE GOLD LEATHERETTE

 KENLIN CENTER DRAWER GLIDES







 ENGLISH DOVETAIL FRONT & BACK

 BOX SPRING: REQUIRED

## BEDROOM | COLLECTIONS



### PRODUCT HIGHLIGHTS

-  FELT LINED TOP DRAWERS:  
Safely store jewelry or treasured keepsakes
-  LEATHERETTE HEADBOARD:  
Elegant and durable upholstery
-  HARDWARE FINISH: Chrome finish hardware
-  PRODUCT MATERIALS:  
Asian hardwood, tropical wood, paper veneer
-  TESTED STATIC WEIGHT:  
600 lbs
-  50 LBS TIP OVER TEST: Cases 30" and taller passed ASTM standards test

- A. 205291Q Queen Bed**  
63.25"w x 83.75"d x 59.75"h (4 slats)
- 205291KE Eastern King Bed**  
79.25"w x 83.25"d x 59.75"h (4 slats)
- B. 205292 Nightstand**  
23.50"w x 16.50"d x 24.25"h
- C. 205293 Dresser**  
58.25"w x 16.50"d x 37.25"h
- D. 205294 Mirror**  
45.50"w x 0.75"d x 35.50"h
- E. 205295 Chest**  
33.75"w x 16.50"d x 47.50"h

### BEAUMONT COLLECTION

- Transitional glam style fills your bedroom with sparkling personality
- Champagne gold leatherette upholstered headboard is tufted with bling buttons for glittering flair and texture
- Sting ray embossed drawer fronts create rich dimensionality and feature acrylic mirror accents
- Felt-lined top drawers protect accessories
- Polished chrome pull handles gleam in the light



FEATURES

FINISH: BARK WOOD

KENLIN CENTER DRAWER GLIDES

FRENCH FRONT, ENGLISH BACK DOVETAIL

BOX SPRING: NOT REQUIRED









NEWBERRY COLLECTION

- An excellent transitional style collection in a new, dark, cool brown finish
- Two bed options to choose from- with or without storage in footboard
- Stout pull handles in an antique nickel finish
- Create your own stylish bedroom with this flexible design

**A. 205430Q Queen Storage Bed**  
64.75" w x 86.00" d x 58.75" h (4 slats)  
**205430KE Eastern King Storage Bed**  
80.50" w x 86.00" d x 58.75" h (4 slats)  
**205430KW California King Storage Bed**  
80.50" w x 90.25" d x 58.75" h (4 slats)  
**205430F Full Storage Bed**  
58.50" w x 81.00" d x 58.75" h (4 slats)  
**205430T Twin Storage Bed**  
43.50" w x 81.00" d x 55.00" h (4 slats)  
**B. 205432 Nightstand**  
23.50" w x 15.75" d x 25.00" h  
**C. 205433 Dresser**  
54.75" w x 15.75" d x 41.00" h  
**D. 205434 Mirror**  
42.25" w x 1.75" d x 34.75" h  
**E. 205435 Chest**  
35.50" w x 15.75" d x 47.75" h

PRODUCT HIGHLIGHTS

-  **HARDWARE FINISH:** Antique nickel hardware
-  **PRODUCT MATERIALS:** Asian hardwood, okume veneer, MDF, particle board, MDF + leatherette paper & select woods
-  **UNDER BED STORAGE:** Store away personal items
-  **BED SIZES:** Available in all bed sizes
-  **TESTED STATIC WEIGHT:** 600 lbs
-  **50 LBS TIP OVER TEST:** Cases 30" and taller passed ASTM standards test



## FEATURES

FINISH: BARK WOOD

KENLIN CENTER DRAWER GLIDES

FRENCH FRONT, ENGLISH BACK DOVETAIL

BOX SPRING: REQUIRED

## BEDROOM | COLLECTIONS



### PRODUCT HIGHLIGHTS

-  **HARDWARE FINISH:** Antique nickel hardware
-  **PRODUCT MATERIALS:** Asian hardwood, okume veneer, MDF, particle board, MDF + leatherette paper & select woods
-  **BED SIZES:** Available in all bed sizes
-  **TESTED STATIC WEIGHT:** 600 lbs
-  **50 LBS TIP OVER TEST:** Cases 30" and taller passed ASTM standards test

- A. 205431Q Queen Bed**  
64.75" w x 86.00" d x 58.75" h (4 slats)
- 205431KE Eastern King Bed**  
80.50" w x 86.00" d x 58.75" h (4 slats)
- 205431KW California King Bed**  
80.50" w x 90.25" d x 58.75" h (4 slats)
- 205431F Full Bed**  
58.50" w x 81.00" d x 58.75" h (4 slats)
- B. 205431T Twin Bed**  
43.50" w x 81.00" d x 55.00" h (4 slats)
- C. 205432 Nightstand**  
23.50" w x 15.75" d x 25.00" h
- D. 205433 Dresser**  
54.75" w x 15.75" d x 41.00" h
- E. 205434 Mirror**  
42.25" w x 1.75" d x 34.75" h
- F. 205435 Chest**  
35.50" w x 15.75" d x 47.75" h

### NEWBERRY COLLECTION

- An excellent transitional style collection in a new, dark, cool brown finish
- Two bed options to choose from- with or without storage in footboard.
- Stout pull handles in antique nickel finish
- Create your own stylish bedroom with this flexible design



FEATURES

- FINISH: DARK MERLOT
- UPHOLSTERY: TAUPE-GREY

- KENLIN CENTER DRAWER GLIDES
- ENGLISH DOVETAIL FRONT & BACK
- BOX SPRING: REQUIRED



MADISON COLLECTION

- Transitional style embraces tiered stacking drawers that create understated dimensionality
- Taupe-grey fabric upholstered headboard with vertical stitching
- Full-sized cases offer ample storage and a rich dark merlot finish
- Nightstand includes a pull-out tray perfect for a nightcap
- Presents refined style at an exceptional value

- A. 204881Q Queen Bed**  
63.00”w x 88.50”d x 54.00”h (4 slats)
- 204881KE Eastern King Bed**  
78.75”w x 88.50”d x 54.00”h (4 slats)
- B. 204882 Nightstand**  
23.50”w x 17.25”d x 27.75”h
- C. 204883 Dresser**  
59.00”w x 17.25”d x 39.25”h
- D. 204884 Mirror**  
46.50”w x 0.75”d x 34.50”h
- E. 204885 Chest**  
35.50”w x 17.25”d x 52.00”h

PRODUCT HIGHLIGHTS


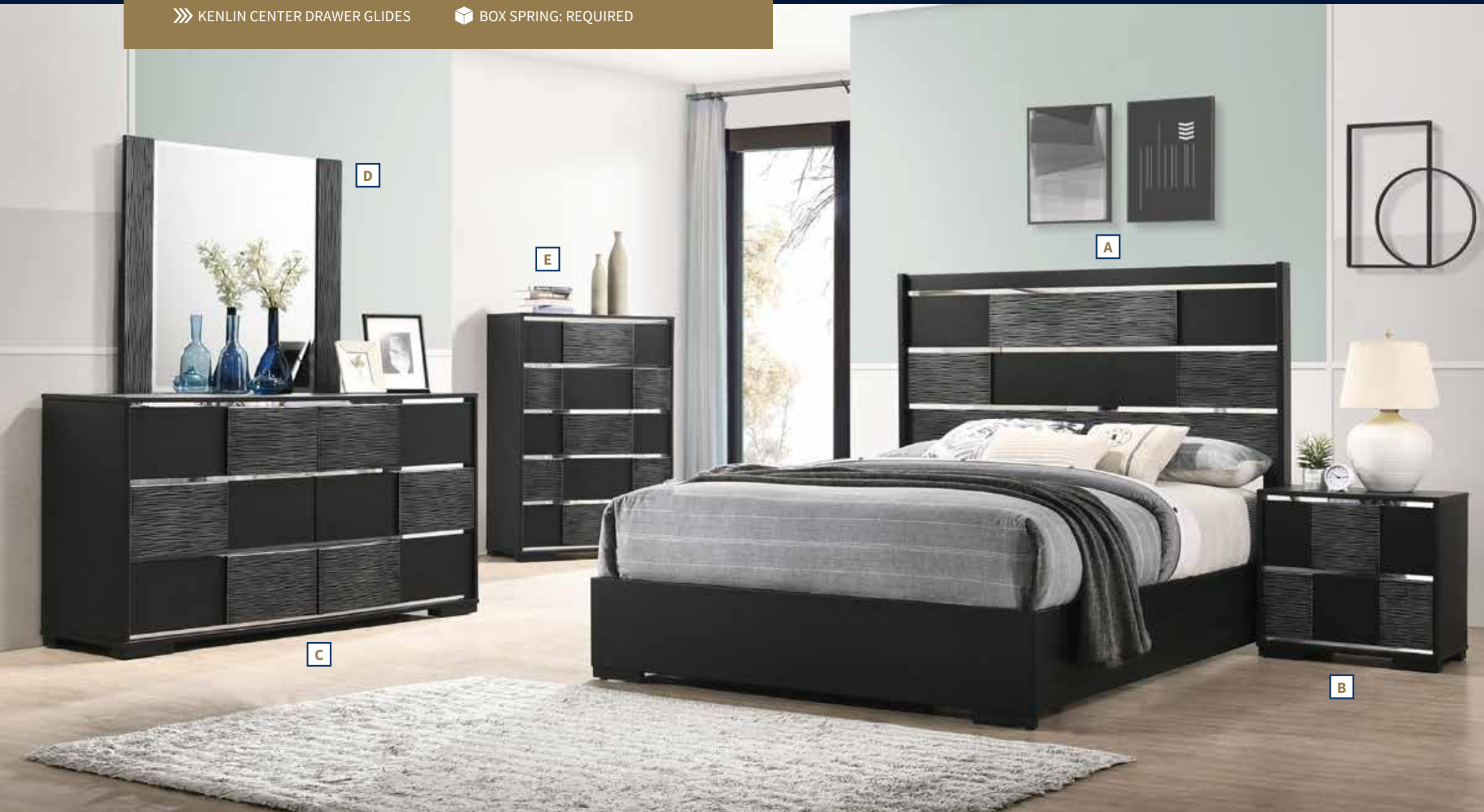
- HARDWARE FINISH:** Nickel
- PRODUCT MATERIALS:** Asian & tropical hardwood, okume & agathis veneer
- TESTED STATIC WEIGHT:** 600 lbs
- 50 LBS TIP OVER TEST:** Cases 30” and taller passed ASTM standards test

## FEATURES

- FINISH: BLACK
- KENLIN CENTER DRAWER GLIDES

- ENGLISH DOVETAIL FRONT & BACK
- BOX SPRING: REQUIRED

## BEDROOM | COLLECTIONS



E

### PRODUCT HIGHLIGHTS

- FELT LINED TOP DRAWERS: Safely store jewelry or treasured keepsakes
- HARDWARE FINISH: Chambered drawer fronts with brushed chrome knobs
- TESTED STATIC WEIGHT: 600 lbs
- 50 LBS TIP OVER TEST: Cases 30" and taller passed ASTM standards test

- A. 223333Q Queen Bed**  
63.25"w x 85.75"d x 56.75"h (3 slats)
- 207101KE Eastern King Bed**  
79.25"w x 85.75"d x 56.75"h (5 slats)
- B. 207102 Nightstand**  
25.50"w x 17.75"d x 25.75"h
- C. 207103 Dresser**  
63.25"w x 17.75"d x 35.75"h
- D. 207104 Mirror**  
39.25"w x 1.25"d x 33.50"h
- E. 207105 Chest**  
35.50"w x 17.75"d x 49.50"h

### BLACKTOFT COLLECTION

- Elegant chambered trim and drawer fronts create a dimensional look that enhances an understated bedroom
- Handsome black finish adds versatility to your decor
- Leatherette upholstered headboard
- Case pieces feature chambered trim, chambered drawer fronts, and brushed chrome knobs
- Crafted from tropical hardwood and Asian veneer



FEATURES

- FINISH: RUSTIC GOLDEN BROWN
- KENLIN CENTER DRAWER GLIDES

- ENGLISH DOVETAIL FRONT & BACK
- BOX SPRING: NOT REQUIRED

WOODMONT COLLECTION

- Crafted with solid hardwood
- Full matte finish with wire brushed detail
- Bed features two storage drawers at the foot of the bed
- Platform system provides correct foundation for mattress warranties
- Wooden pull handles
- Eight drawer dresser offers plenty of storage space

- A. 222631Q Queen Bed**  
63.75”w x 84.75”d x 54.00”h (5 slats)
- 222631KE Eastern King Bed**  
79.75”w x 84.75”d x 54.00”h (5 slats)
- B. 222632 Nightstand**  
23.25”w x 15.25”d x 25.25”h
- C. 222633 Dresser**  
57.50”w x 16.25”d x 40.25”h
- D. 222634 Mirror**  
40.75”w x 1.00”d x 45.25”h
- E. 222635 Chest**  
31.50”w x 16.25”d x 47.75”h

PRODUCT HIGHLIGHTS

-  **HARDWARE FINISH:** Black
-  **PRODUCT MATERIALS:** Asian hardwood, Asia tropical wood, Okume veneer
-  **STORAGE SPACE:** Store away personal items
-  **TESTED STATIC WEIGHT:** 800 lbs
-  **50 LBS TIP OVER TEST:** Cases 30” and taller passed ASTM standards test





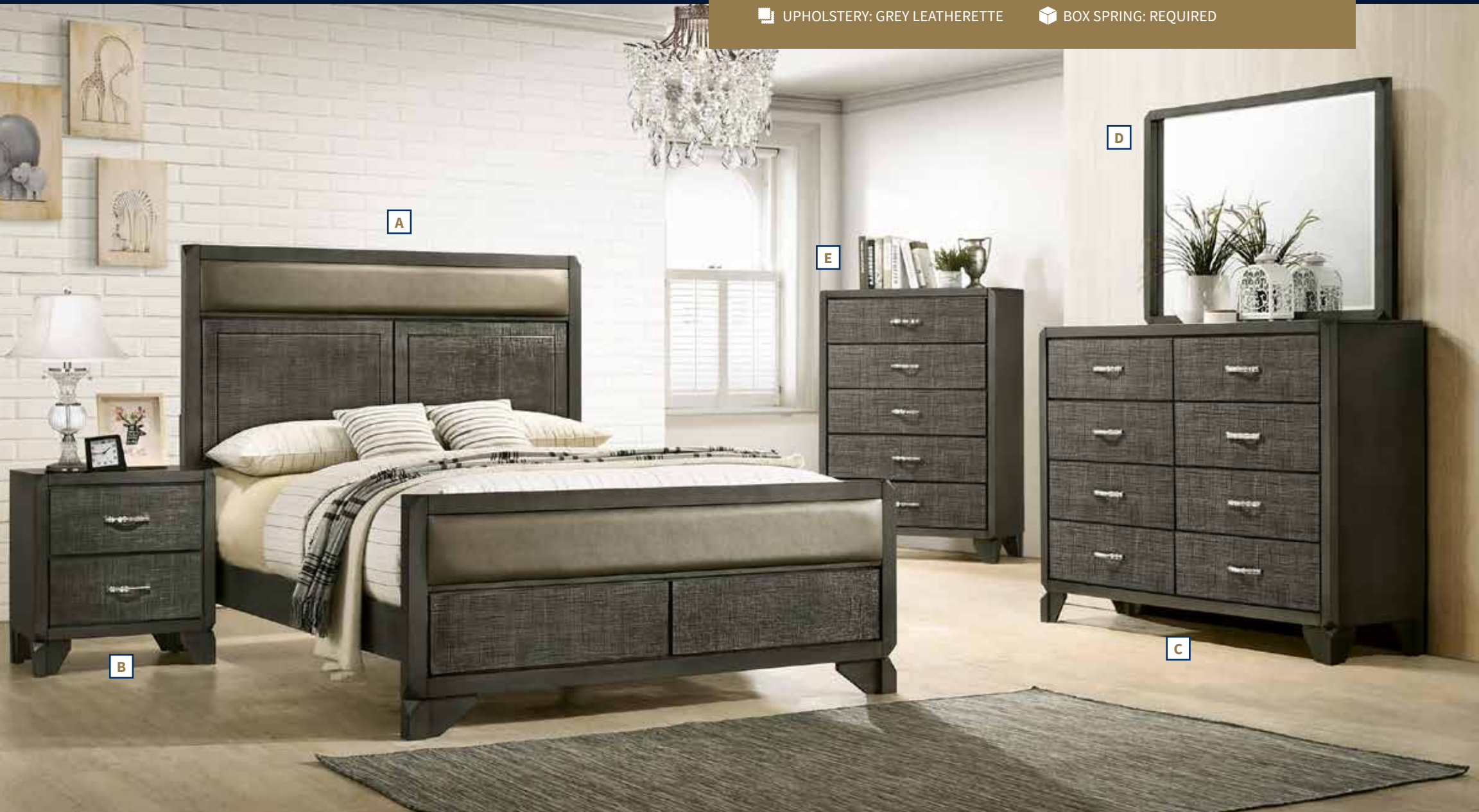




FEATURES

- FINISH: CAVIAR
- UPHOLSTERY: GREY LEATHERETTE

- KENLIN CENTER DRAWER GLIDES
- FRENCH FRONT, ENGLISH BACK DOVETAIL
- BOX SPRING: REQUIRED




NOMA COLLECTION

- Rich caviar finish harmonizes with the grey leatherette for visual intrigue
- Case fronts and bed panels create a striking effect with the woven textures
- Asian hardwood and leatherette construction

- A. 215901Q Queen Bed**  
62.75”w x 86.50”d x 57.50”h (4 slats)
- 215901KE Eastern King Bed**  
78.50”w x 86.50”d x 57.50”h (4 slats)
- 215901KW California King Bed**  
78.50”w x 90.25”d x 57.50”h (4 slats)
- B. 215902 Nightstand**  
23.50”w x 17.25”d x 26.25”h
- C. 215903 Dresser**  
53.75”w x 17.25”d x 42.57”h
- D. 215904 Mirror**  
44.00”w x 2.75”d x 31.75”h
- E. 215905 Chest**  
35.50”w x 17.25”d x 51.25”h

PRODUCT HIGHLIGHTS

- BLACK FELT LINED TOP DRAWERS:** Safely store jewelry or treasured keepsakes
- LEATHERETTE HEADBOARD:** Elegant and durable upholstery
- PRODUCT MATERIALS:** Wood type: Asian hardwood
- W CLEANING CODE:** Use water-based cleaning agent, do not over wet
- TESTED STATIC WEIGHT:** 600 lbs
- 50 LBS TIP OVER TEST:** Cases 30” and taller passed ASTM standards test



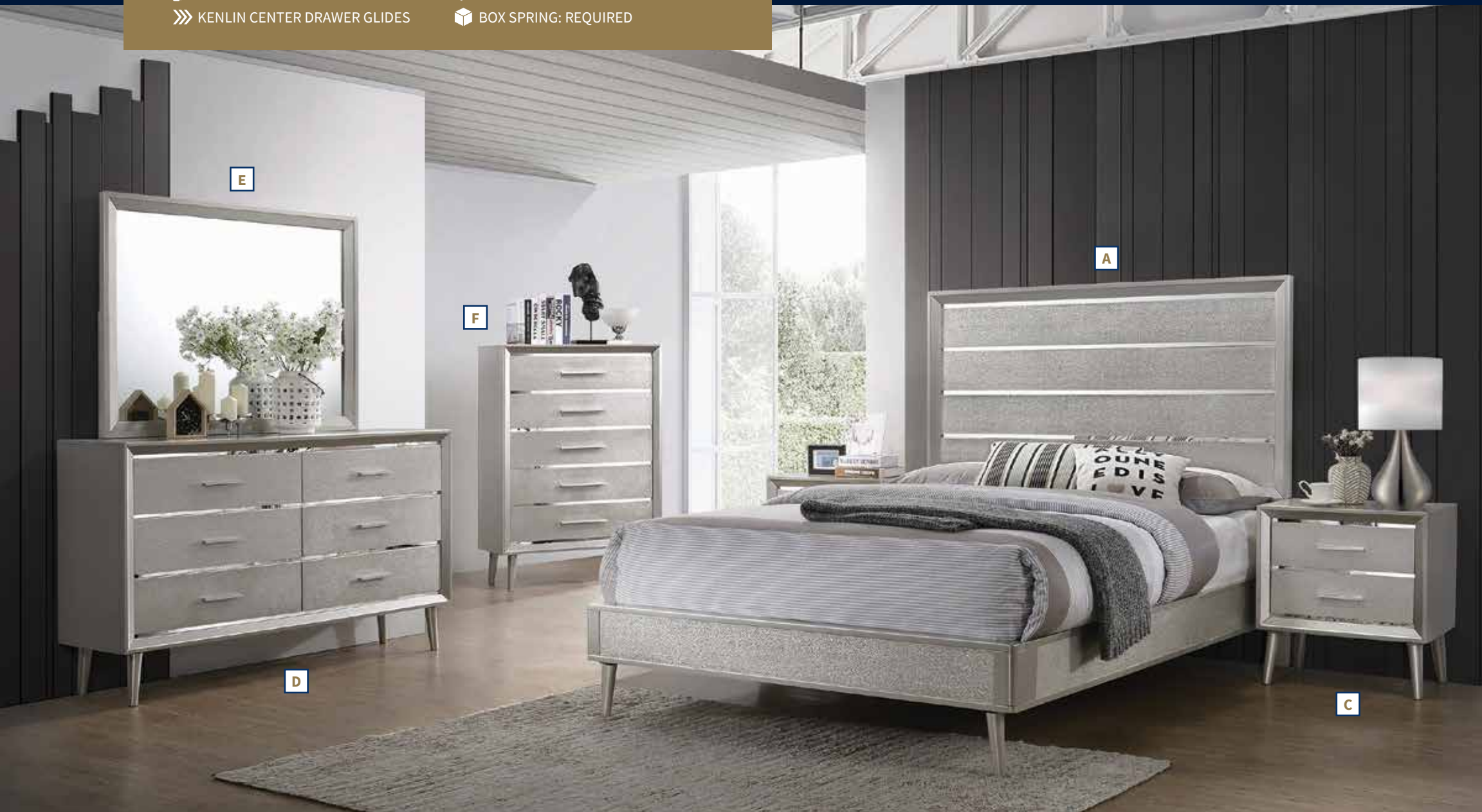
Woven texture complements case fronts!

## FEATURES

- FINISH: METALLIC STERLING
- KENLIN CENTER DRAWER GLIDES

- ENGLISH DOVETAIL FRONT & BACK
- BOX SPRING: REQUIRED

## BEDROOM | COLLECTIONS



Available in twin  
and full sizes!

### PRODUCT HIGHLIGHTS

- FELT LINED TOP DRAWERS: Safely store jewelry or treasured keepsakes
- HARDWARE FINISH: Crystal bling pull chrome handles
- PRODUCT MATERIALS: Wood type: Asian hardwood, MDF
- BED SIZES: Available in all bed sizes
- TESTED STATIC WEIGHT: 600 lbs
- 50 LBS TIP OVER TEST: Cases 30" and taller passed ASTM standards test

- A. 222701Q Queen Size Bed**  
63.25"w x 85.25"d x 58.75"h (4 slats)
- 222701KE Eastern King Bed**  
79.25"w x 85.25"d x 58.75"h (4 slats)
- 222701KW California King Bed**  
79.25"w x 90.25"d x 58.75"h (4 slats)
- 222701F Full Bed**  
57.00"w x 80.00"d x 58.75"h (4 slats)
- B. 222701T Twin Bed**  
42.25"w x 80.00"d x 58.75"h (4 slats)
- C. 222702 Nightstand**  
23.50"w x 16.50"d x 26.00"h
- D. 222703 Dresser**  
59.00"w x 16.75"d x 36.75"h
- E. 222704 Mirror**  
45.75"w x 1.25"d x 35.75"h
- F. 222705 Chest**  
35.00"w x 16.75"d x 50.50"h

### RAMON COLLECTION

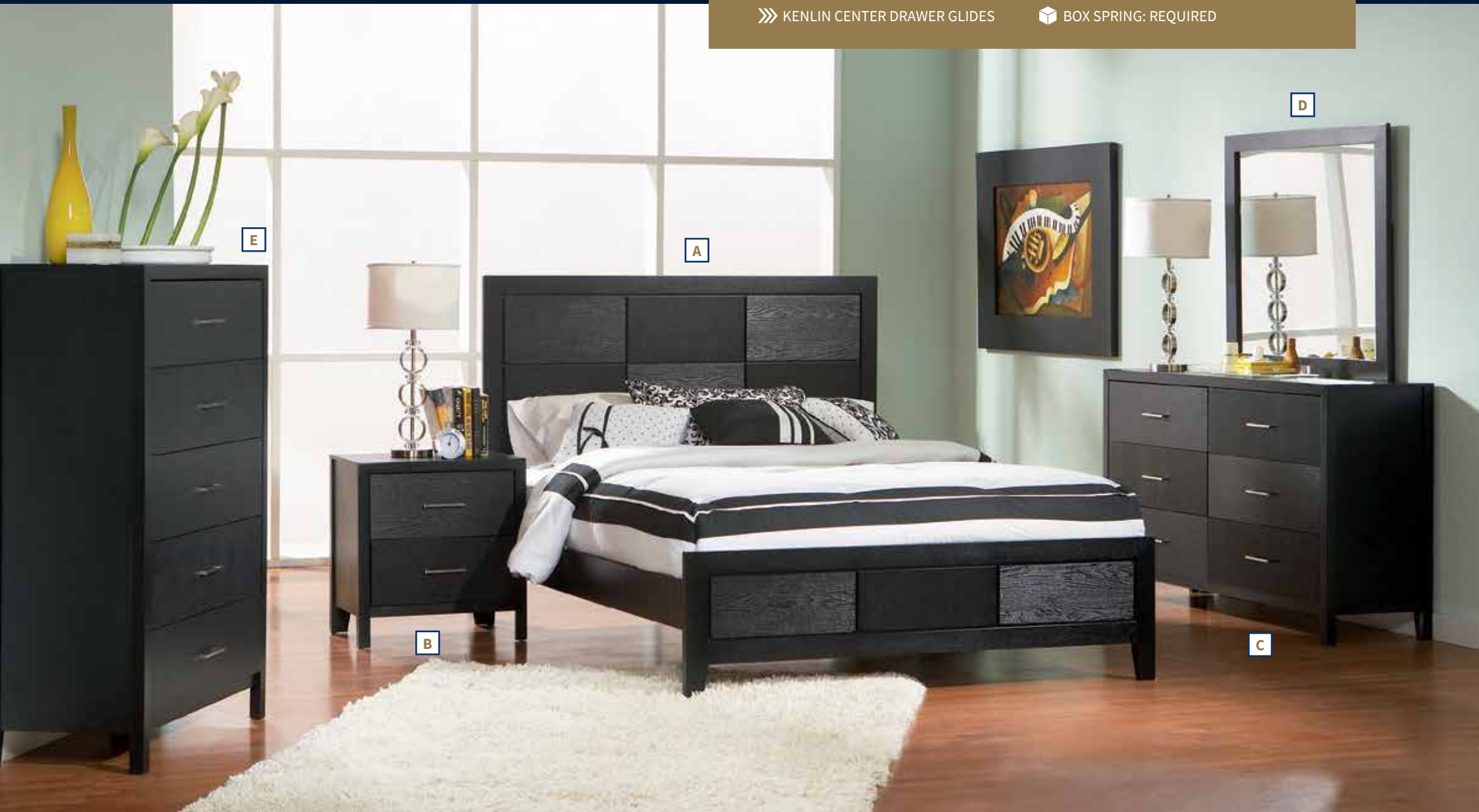
- Round tapered wooden legs and wide metal hardware speak to the mid-century modern elements of this collection
- Metallic silver finish and mirrored acrylic horizontal reveals, combines with beveled picture frame design for a specific look
- Mid-century modern meets city glam to create this fun sparkling eye candy



FEATURES

- FINISH: 2-TONE BLACK
- KENLIN CENTER DRAWER GLIDES

- ENGLISH DOVETAIL FRONT & BACK
- BOX SPRING: REQUIRED



GROVE COLLECTION

- Geometric checkered block detail creates graphic flair in a contemporary collection
- Drawers have silver toned accent hardware and a unique wood grain pattern
- Optional headboard design features geometric line pattern

- A. 201651Q Queen Bed**  
63.00”w x 83.75”d x 50.00”h (4 slats)  
**201651KE Eastern King Bed**  
78.75”w x 83.75”d x 50.00”h (4 slats)  
**201651KW California King Bed**  
74.75”w x 87.75”d x 50.00”h (4 slats)  
**B. 201652 Nightstand**  
23.50”w x 17.25”d x 25.00”h  
**C. 201653 Dresser**  
59.00”w x 17.25”d x 35.50”h  
**D. 201654 Mirror**  
40.50”w x 1.00”d x 36.25”h  
**E. 201655 Chest**  
35.50”w x 17.50”d x 52.00”h

PRODUCT HIGHLIGHTS

- FELT LINED TOP DRAWERS: Safely store jewelry or treasured keepsakes
- OPTIONAL BED STYLES: Create a stronger design statement
- TESTED STATIC WEIGHT: 600 lbs
- 50 LBS TIP OVER TEST: Cases 30” and taller passed ASTM standards test

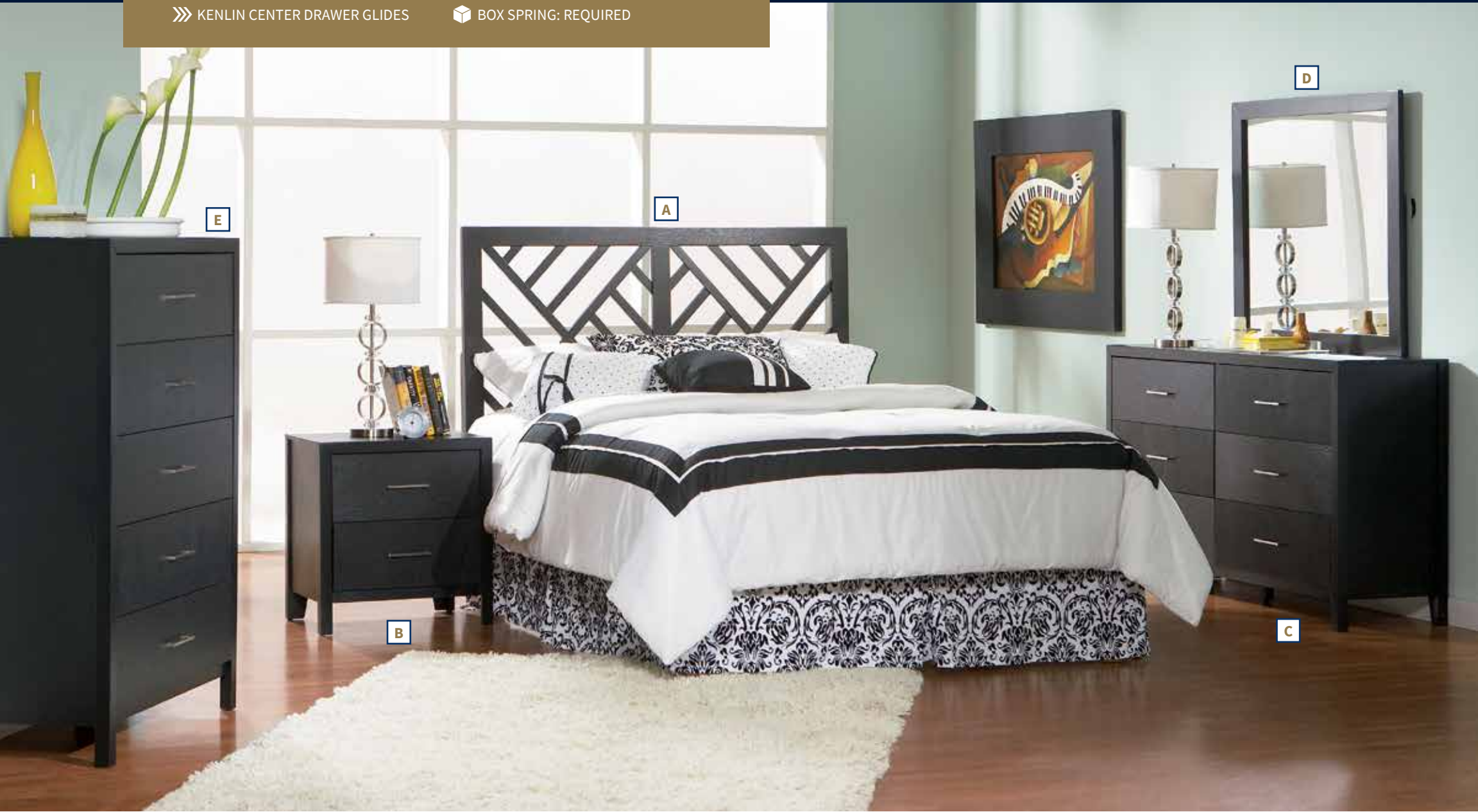


Optional headboard design available.

FEATURES

- FINISH: 2-TONE BLACK
- KENLIN CENTER DRAWER GLIDES

- ENGLISH DOVETAIL FRONT & BACK
- BOX SPRING: REQUIRED



Optional headboard design available.

PRODUCT HIGHLIGHTS

- FELT LINED TOP DRAWERS: Safely store jewelry or treasured keepsakes
- OPTIONAL BED STYLES: Create a stronger design statement
- TESTED STATIC WEIGHT: 600 lbs
- 50 LBS TIP OVER TEST: Cases 30" and taller passed ASTM standards test

- A. 300370 Queen/Full Headboard**  
60.50"w x 2.00"d x 53.00"h
- B. 201652 Nightstand**  
23.50"w x 17.25"d x 25.00"h
- C. 201653 Dresser**  
59.00"w x 17.25"d x 35.50"h
- D. 201654 Mirror**  
40.50"w x 1.00"d x 36.25"h
- E. 201655 Chest**  
35.50"w x 17.50"d x 52.00"h

GROVE COLLECTION

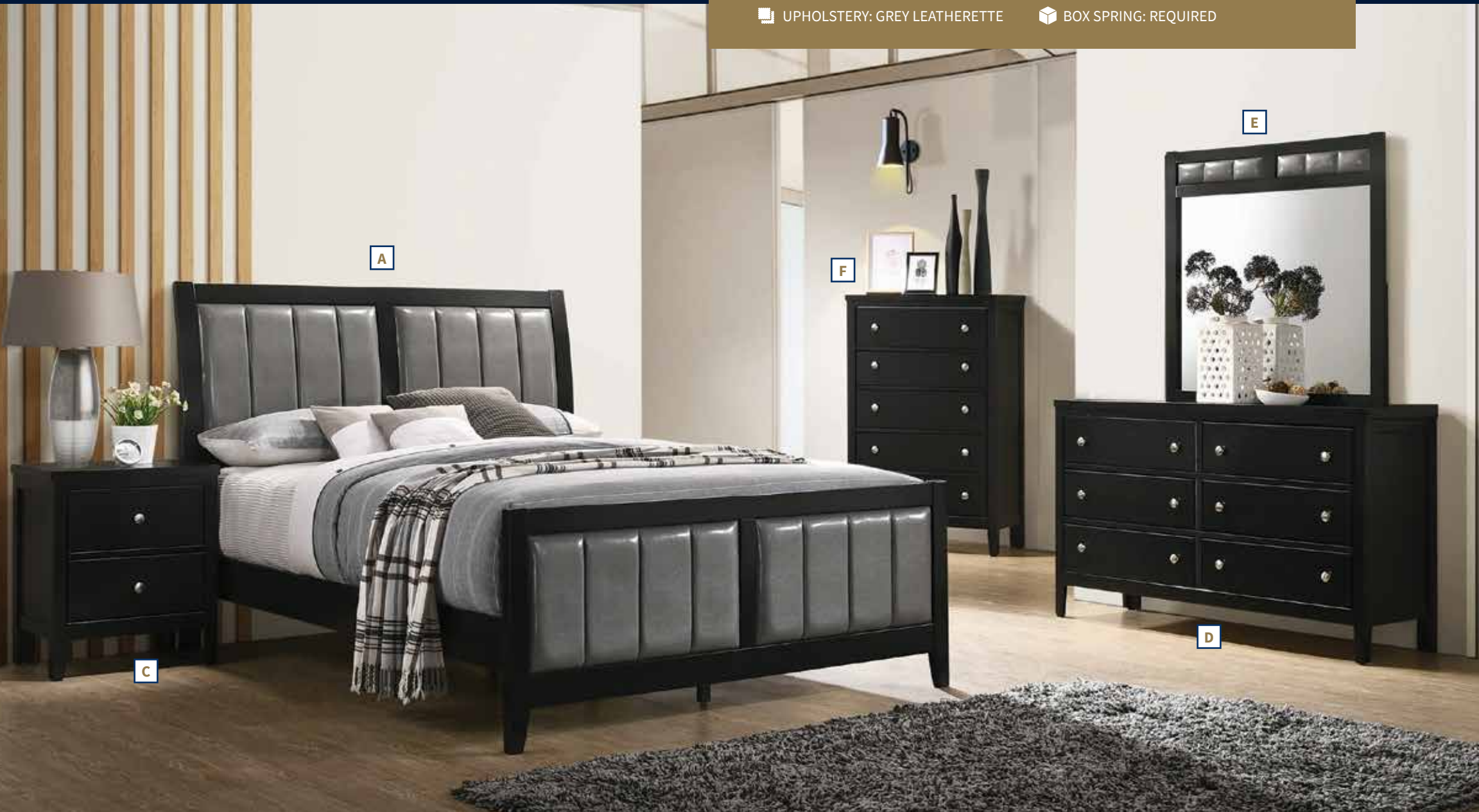
- Headboard design features geometric line pattern
- A two-tone effect that brings eye-catching style to your room
- Drawers have silver toned accent hardware and a unique wood grain pattern
- Optional geometric checkered block detail bed with graphic flair



FEATURES

- FINISH: BLACK
- UPHOLSTERY: GREY LEATHERETTE

- KENLIN CENTER DRAWER GLIDES
- ENGLISH DOVETAIL FRONT & BACK
- BOX SPRING: REQUIRED



CARLTON COLLECTION

- Modern elements blend well into the collection
- Grey features and a black wood finish harmonize to complete the look
- A winning transitional style, offered in a cappuccino or black finish

- A. 215861Q Queen Bed**  
63.25" w x 86.50" d x 50.50" h (4 slats)
- 215861KE Eastern King Bed**  
79.25" w x 86.50" d x 50.50" h (4 slats)
- 215861KW California King Bed**  
79.25" w x 91.25" d x 50.50" h (4 slats)
- 215861F Full Bed**  
57.00" w x 80.00" d x 50.50" h (4 slats)
- B. 215861T Twin Bed**  
42.25" w x 80.00" d x 50.50" h (4 slats)
- C. 215862 Nightstand**  
21.75" w x 15.25" d x 26.25" h
- D. 215863 Dresser**  
56.25" w x 15.25" d x 38.75" h
- E. 215864 Mirror**  
39.00" w x 1.00" d x 38.00" h
- F. 215865 Chest**  
29.75" w x 15.25" d x 48.25" h

PRODUCT HIGHLIGHTS

- LEATHERETTE HEADBOARD: Elegant and durable upholstery
- HARDWARE FINISH: Nickel finished knobs
- PRODUCT MATERIALS: Asian hardwood/tropical wood, okume veneer
- W CLEANING CODE: Use water-based cleaning agent, do not over wet
- BED SIZES: Available in all bed sizes
- TESTED STATIC WEIGHT: 600 lbs
- 50 LBS TIP OVER TEST: Cases 30" and taller passed ASTM standards test



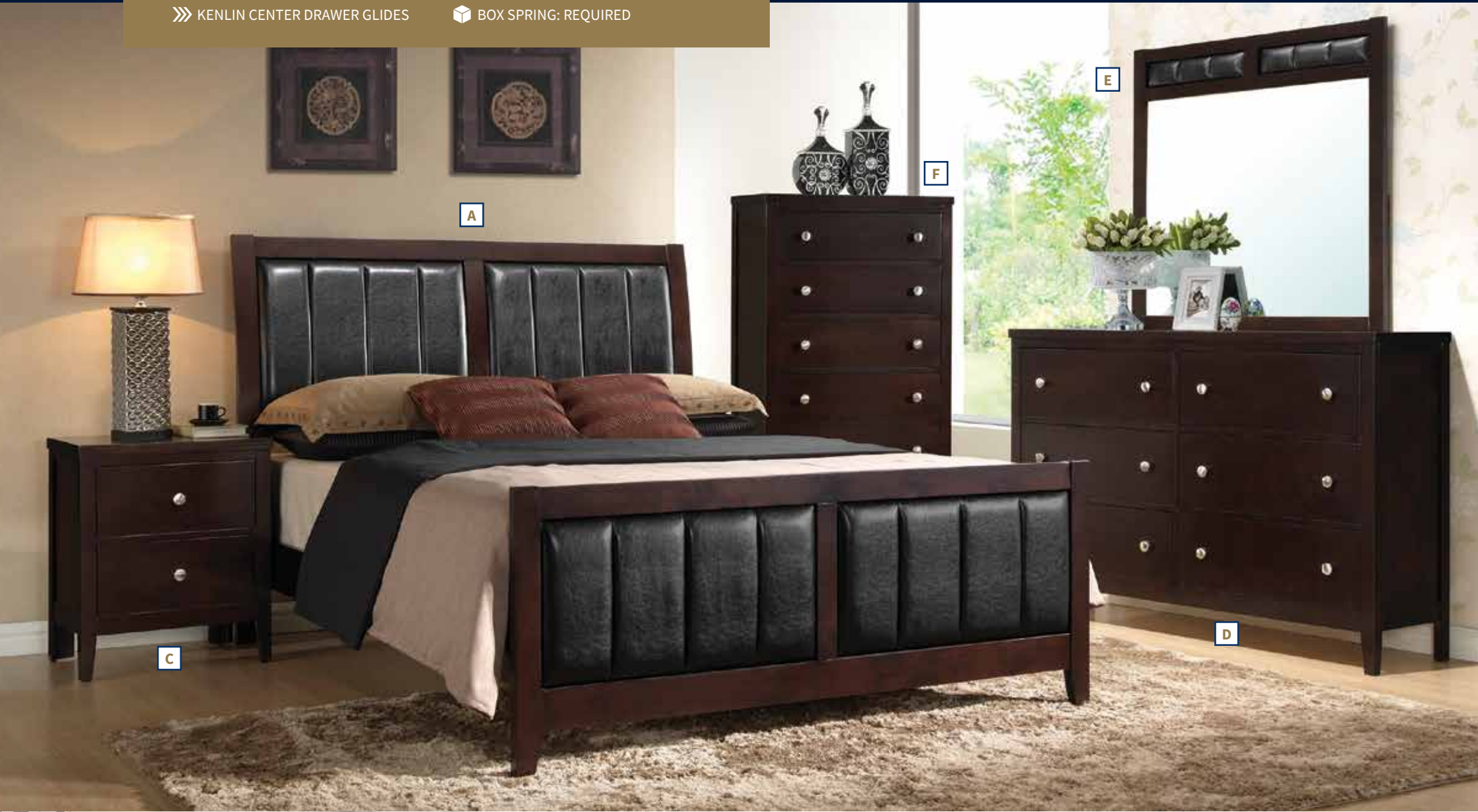


FEATURES

- FINISH: CAPPUCCINO
- KENLIN CENTER DRAWER GLIDES

- ENGLISH DOVETAIL FRONT & BACK
- BOX SPRING: REQUIRED

BEDROOM | COLLECTIONS



PRODUCT HIGHLIGHTS

- LEATHERETTE HEADBOARD: Elegant and durable upholstery
- HARDWARE FINISH: Silver finish knobs
- BED SIZES: Available in all bed sizes
- TESTED STATIC WEIGHT: 600 lbs
- 50 LBS TIP OVER TEST: Cases 30" and taller passed ASTM standards test

- A. 202091Q Queen Bed**  
63.25" w x 86.50" d x 50.50" h (4 slats)
- 202091KE Eastern King Bed**  
79.25" w x 86.50" d x 50.50" h (4 slats)
- 202091KW California King Bed**  
79.25" w x 91.25" d x 50.50" h (4 slats)
- 202091F Full Bed**  
57.00" w x 80.00" d x 50.50" h (4 slats)
- B. 202091T Twin Bed**  
42.25" w x 78.50" d x 50.50" h (4 slats)
- C. 202092 Nightstand**  
21.75" w x 15.25" d x 26.25" h
- D. 202093 Dresser**  
56.25" w x 15.25" d x 38.75" h
- E. 202094 Mirror**  
39.00" w x 1.00" d x 38.00" h
- F. 202095 Chest**  
29.75" w x 15.25" d x 48.25" h

CARLTON COLLECTION

- Vertical details and a rich cappuccino finish deliver a handsome presentation to your bedroom
- Bed features a black padded leatherette headboard and footboard
- Mirror accentuated with leatherette padding topping its frame
- Exceptional value can look handsome and effortlessly stylish
- Also available in a black wood finish



FEATURES

- FINISH: MOD GREY
- KENLIN CENTER DRAWER GLIDES

- ENGLISH DOVETAIL FRONT & BACK
- BOX SPRING: REQUIRED



SERENITY COLLECTION

- Mod grey wood finish showcases coastal influences
- Horizontal slats add visual interest
- Transitional in style for maximum flexibility in home decor
- Low profile platform bed is excellent for smaller sized rooms
- Also offered in a rich merlot wood finish

- A. 215841Q Queen Bed**  
67.25”w x 86.50”d x 50.50”h (4 slats)
- 215841KE Eastern King Bed**  
80.00”w x 86.50”d x 50.50”h (4 slats)
- 215841KW California King Bed**  
80.00”w x 91.25”d x 50.50”h (4 slats)
- 215841F Full Bed**  
58.00”w x 81.50”d x 50.50”h (4 slats)
- 215841T Twin Bed**  
43.00”w x 81.50”d x 50.50”h (4 slats)
- B. 215842 Nightstand**  
22.00”w x 16.50”d x 23.75”h
- C. 215843 Dresser**  
55.00”w x 16.50”d x 38.25”h
- D. 215844 Mirror**  
45.00”w x 0.75”d x 35.50”h
- E. 215845 Chest**  
31.50”w x 16.50”d x 47.50”h

PRODUCT HIGHLIGHTS

- HARDWARE FINISH:** Brushed nickel knobs
- PRODUCT MATERIALS:** Asian hardwood/tropical wood, okume veneer
- BED SIZES:** Available in all bed sizes
- TESTED STATIC WEIGHT:** 600 lbs
- 50 LBS TIP OVER TEST:** Cases 30” and taller passed ASTM standards test



## FEATURES

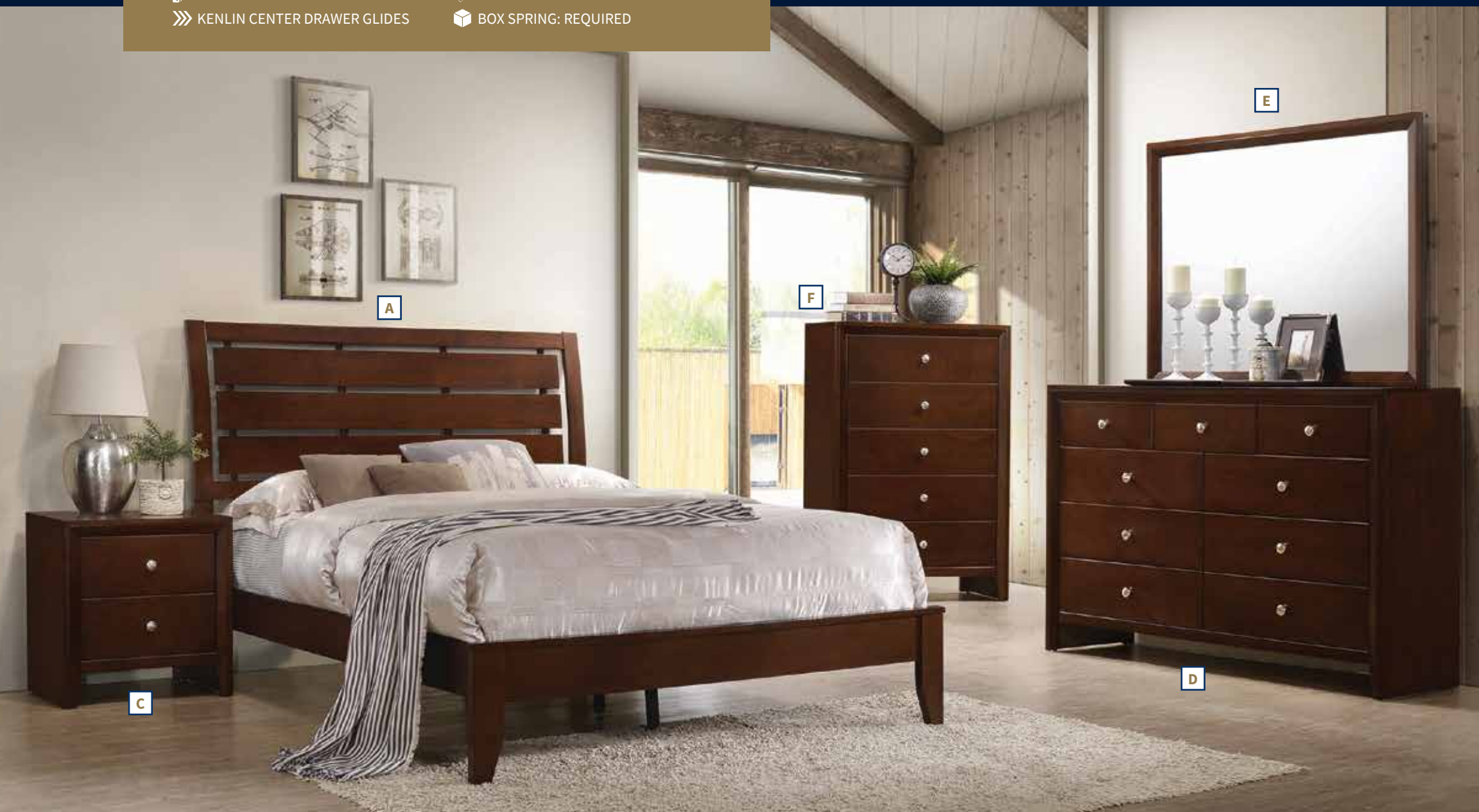
FINISH: RICH MERLOT

KENLIN CENTER DRAWER GLIDES



ENGLISH DOVETAIL FRONT & BACK

BOX SPRING: REQUIRED

## BEDROOM | COLLECTIONS



### PRODUCT HIGHLIGHTS

-  **HARDWARE FINISH:** Brushed nickel knobs
-  **BED SIZES:** Available in all bed sizes
-  **TESTED STATIC WEIGHT:** 600 lbs
-  **50 LBS TIP OVER TEST:** Cases 30" and taller passed ASTM standards test

- A. 201971Q Queen Bed**  
64.25" w x 86.50" d x 50.50" h (4 slats)
- 201971KE Eastern King Bed**  
80.00" w x 86.50" d x 50.50" h (4 slats)
- 201971KW California King Bed**  
80.00" w x 91.25" d x 50.50" h (4 slats)
- 201971F Full Bed**  
58.00" w x 81.50" d x 50.50" h (4 slats)
- B. 201971T Twin Bed**  
43.00" w x 81.50" d x 50.50" h (4 slats)
- C. 201972 Nightstand**  
22.25" w x 16.50" d x 23.75" h
- D. 201973 Dresser**  
55.25" w x 16.50" d x 38.50" h
- E. 201974 Mirror**  
45.00" w x 0.75" d x 35.75" h
- F. 201975 Chest**  
31.50" w x 16.50" d x 47.25" h

### SERENITY COLLECTION

- Transitional style with a versatile look that allows you to create the bedroom retreat you've been dreaming about
- Rich merlot and brushed nickel finishes balance warm and cool tones
- Slatted and framed headboard is a light and airy focal point
- Nine drawers in the dresser creates generous storage
- Also offered in a mod grey wood finish



FEATURES

- FINISH: CAPPUCCINO
- UPHOLSTERY: BROWN LEATHERETTE

- KENLIN CENTER DRAWER GLIDES
- ENGLISH DOVETAIL FRONT & BACK
- BOX SPRING: REQUIRED



CONNER COLLECTION

- Sleek luxury with a restrained look
- Cappuccino wood finish with brown leatherette upholstery on bed
- Bed features a high, straight headboard, bracket feet and low profile footboard
- Faux marble tops and antique brass finished knobs are featured
- Drawers are built with dovetail construction and equipped with Kenlin extension drawer suspension

- A. 300261Q Queen Bed**  
62.75”w x 85.00”d x 47.00”h (4 slats)
- 300261KE Eastern King Bed**  
78.75”w x 85.00”d x 47.00”h (4 slats)
- 300261KW California King Bed**  
74.50”w x 90.00”d x 47.00”h (4 slats)
- B. 200422 Nightstand**  
22.00”w x 15.75”d x 22.50”h
- C. 200423 Dresser**  
56.75”w x 15.75”d x 38.75”h
- D. 200424 Mirror**  
45.75”w x 1.00”d x 35.50”h
- E. 200425 Chest**  
30.50”w x 15.75”d x 47.50”h

PRODUCT HIGHLIGHTS

- HARDWARE FINISH:** Antique Brass
- LEATHERETTE HEADBOARD:** Elegant and durable upholstery
- FAUX MARBLE TOP:** Convenient access to table top keepsakes
- TESTED STATIC WEIGHT:** 600 lbs
- 50 LBS TIP OVER TEST:** Cases 30” and taller passed ASTM standards test



## FEATURES

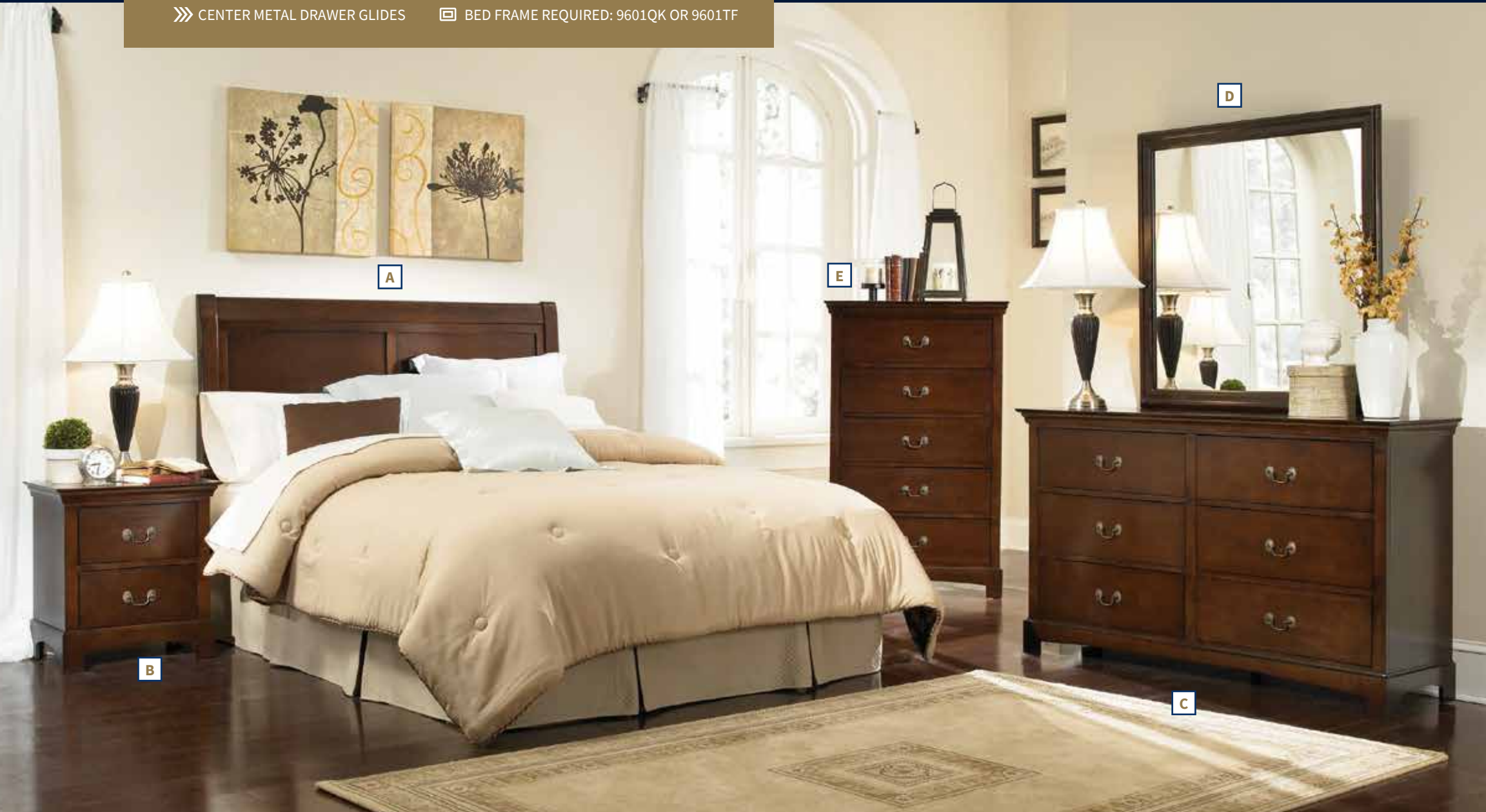
FINISH: WARM BROWN

CENTER METAL DRAWER GLIDES





FRONT FRENCH DOVETAIL/  
BACK PIN CONSTRUCTION

BED FRAME REQUIRED: 9601QK OR 9601TF

## BEDROOM | COLLECTIONS



### PRODUCT HIGHLIGHTS

-  **HARDWARE FINISH:** Antique brass handles
-  **PRODUCT MATERIALS:** Tropical wood & okume veneer
-  **TESTED STATIC WEIGHT:** 600 lbs
-  **50 LBS TIP OVER TEST:** Cases 30" and taller passed ASTM standards test

### A. 202391QF Queen/Full Headboard

63.00"w x 2.75"d x 48.50"h

### 202391KE Eastern King Headboard

79.00"w x 2.75"d x 48.50"h

### 202391T Twin Headboard

41.50"w x 2.75"d x 48.50"h

### B. 202392 Nightstand

21.75"w x 15.75"d x 23.75"h

### C. 202393 Dresser

58.50"w x 15.75"d x 33.25"h

### D. 202394 Mirror

38.25"w x 1.00"d x 38.25"h

### E. 202395 Chest

31.50"w x 15.75"d x 50.25"h

## TATIANA COLLECTION

- Soft traditional style in a warm brown finish everyone will love
- Headboard features clean, beveled edges
- Headboard available in King, Queen/Full, and Twin sizes
- Traditional drawer pull handles add a romantic touch
- Crafted from okume veneer and tropical wood



FEATURES

FINISH: CAPPUCCINO

KENLIN CENTER DRAWER GLIDES

FRENCH FRONT, ENGLISH BACK DOVETAIL

BOX SPRING: REQUIRED






TIA COLLECTION

- A collection crafted with clean lines and gentle curves
- Headboard and footboard feature slim vertical slats for an airy look
- Case pieces show off gentle curves and tapered feet
- Brushed nickel finished metal knobs
- Crafted from tropical wood and okume veneer, finished in cappuccino
- Drawers built with dovetail construction and Kenlin extension drawer glides

- A. 202081Q Queen Bed**  
66.00”w x 85.25”d x 51.50”h (4 slats)
- 202081KE Eastern King Bed**  
81.50”w x 84.75”d x 51.25”h (4 slats)
- B. 202082 Nightstand**  
23.75”w x 17.50”d x 26.50”h
- C. 202083 Dresser**  
63.50”w x 17.50”d x 34.00”h
- D. 202084 Mirror**  
36.50”w x 1.75”d x 47.25”h
- E. 202085 Chest**  
33.00”w x 17.50”d x 46.75”h

PRODUCT HIGHLIGHTS

-  **HARDWARE FINISH:** Nickel finish knobs
-  **TESTED STATIC WEIGHT:** 600 lbs
-  **50 LBS TIP OVER TEST:** Cases 30” and taller passed ASTM standards test

## FEATURES

FINISH: RED BROWN

KENLIN CENTER DRAWER GLIDES




FRONT FRENCH DOVETAIL/  
BACK PIN CONSTRUCTION

BOX SPRING: REQUIRED

## BEDROOM | COLLECTIONS



### PRODUCT HIGHLIGHTS

-  **HARDWARE FINISH:** Antique brass
-  **OPTIONAL FINISHES:** Create a stronger design statement
-  **TESTED STATIC WEIGHT:** 600 lbs
-  **50 LBS TIP OVER TEST:** Cases 30" and taller passed ASTM standards test

#### A. 203971Q Queen Bed

62.25" w x 92.25" d x 47.00" h (4 slats)

#### 203971F Full Bed

56.25" w x 87.00" d x 47.00" h (4 slats)

#### B. 203971T Twin Bed

41.25" w x 87.00" d x 47.00" h (4 slats)

#### C. 203972 Nightstand

22.00" w x 16.00" d x 24.25" h

#### D. 203973 Dresser

61.00" w x 18.00" d x 34.25" h

#### E. 203974 Mirror

38.00" w x 1.00" d x 38.25" h

#### F. 203975 Chest

33.00" w x 18.00" d x 48.25" h

### LOUIS PHILIPPE COLLECTION

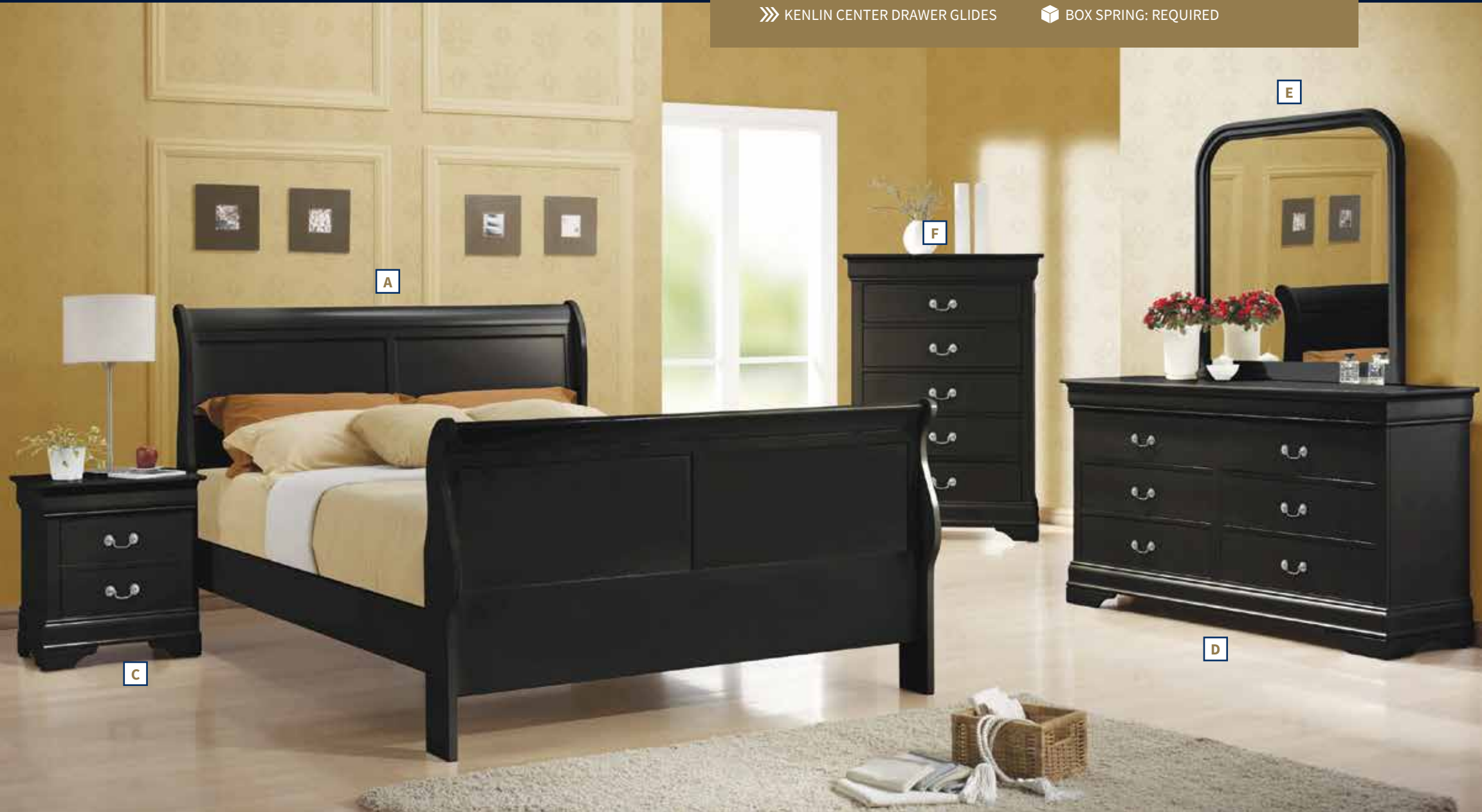
- Classic Louis Philippe collection with a bed distinguished by a slightly higher headboard
- Collection offered in handsome black or rich, warm red brown finishes
- Decorative trim on storage cases adds dimensionality and depth
- Dovetail drawer construction creates a sturdy drawer foundation
- Crafted from tropical hardwood and okume veneer



FEATURES

- FINISH: BLACK
- KENLIN CENTER DRAWER GLIDES

- FRONT FRENCH DOVETAIL/  
BACK PIN CONSTRUCTION
- BOX SPRING: REQUIRED



LOUIS PHILIPPE COLLECTION

- Classic Louis Philippe collection with a bed distinguished by a slightly higher headboard
- Collection offered in handsome black or rich, warm red brown finishes
- Decorative trim on storage cases adds dimensionality and depth
- Dovetail drawer construction creates a sturdy drawer foundation
- Crafted from tropical hardwood and okume veneer

- A. 203961Q Queen Bed**  
62.25”w x 92.25”d x 47.00”h (4 slats)
- 203961F Full Bed**  
56.25”w x 87.00”d x 47.00”h (4 slats)
- B. 203961T Twin Bed**  
41.25”w x 87.00”d x 47.00”h (4 slats)
- C. 203962 Nightstand**  
22.00”w x 16.00”d x 24.25”h
- D. 203963 Dresser**  
61.00”w x 18.00”d x 34.25”h
- E. 203964 Mirror**  
38.00”w x 1.00”d x 38.25”h
- F. 203965 Chest**  
33.00”w x 18.00”d x 48.25”h

PRODUCT HIGHLIGHTS

- HARDWARE FINISH: Nickel
- OPTIONAL FINISHES: Create a stronger design statement
- TESTED STATIC WEIGHT: 600 lbs
- 50 LBS TIP OVER TEST: Cases 30” and taller passed ASTM standards test



## FEATURES

FINISH: CAPPUCCINO

KENLIN CENTER DRAWER GLIDES

FRONT FRENCH DOVETAIL/  
BACK PIN CONSTRUCTION

BOX SPRING: REQUIRED

## BEDROOM | COLLECTIONS



AVAILABLE AS A  
HEADBOARD ONLY

**202411QH**

**Queen Headboard**

62.25"w x 5.75"d x 47.25"h

**202411KEH**

**Eastern King Headboard**

77.75"w x 5.75"d x 47.25"h

**202411FH**

**Full Headboard**

56.25"w x 5.75"d x 47.25"h







**202411TH**

**Twin Headboard**

41.25"w x 5.75"d x 47.25"h



### PRODUCT HIGHLIGHTS

-  **HARDWARE FINISH:** Nickel finish handles
-  **PRODUCT MATERIALS:** Asian & Tropical hardwood, Okume
-  **OPTIONAL FINISHES:** Create a stronger design statement
-  **BED SIZES:** Available in all bed sizes
-  **TESTED STATIC WEIGHT:** 600 lbs
-  **50 LBS TIP OVER TEST:** Cases 30" and taller passed ASTM standards test

- A. 202411Q Queen Bed**  
62.25"w x 89.25"d x 47.25"h (4 slats)
- 202411KE Eastern King Bed**  
77.75"w x 89.25"d x 47.25"h (4 slats)
- 202411F Full Bed**  
56.25"w x 84.25"d x 47.25"h (4 slats)
- B. 202411T Twin Bed**  
41.25"w x 84.50"d x 47.25"h (4 slats)
- C. 202412 Nightstand**  
21.50"w x 15.75"d x 24.00"h
- D. 202413 Dresser**  
58.25"w x 15.75"d x 33.50"h
- E. 202414 Mirror**  
38.25"w x 0.75"d x 38.25"h
- F. 202415 Chest**  
31.25"w x 15.75"d x 48.50"h

### LOUIS PHILIPPE COLLECTION

- A slightly higher headboard distinguishes this classic Louis Philippe style bed
- Nickel finish bail drawer handles decorate drawer fronts
- Dovetail drawer construction creates a sturdy drawer foundation
- Crafted from wood veneer and select hardwoods
- Headboard only design also featured



FEATURES

- FINISH: CHERRY
- KENLIN CENTER DRAWER GLIDES

- FRONT FRENCH DOVETAIL/  
BACK PIN CONSTRUCTION
- BOX SPRING: REQUIRED



**AVAILABLE AS  
HEADBOARD ONLY**  
**222411QH**  
**Queen Headboard**  
62.25”w x 5.75”d x 47.25”h  
**222411KEH**  
**Eastern King Headboard**  
77.75”w x 5.75”d x 47.25”h  
**222411FH**  
**Full Headboard**  
56.25”w x 5.75”d x 47.25”h  
**222411TH**  
**Twin Headboard**  
41.25”w x 5.75”d x 47.25”h

LOUIS PHILIPPE COLLECTION

- A slightly higher headboard distinguishes this classic Louis Philippe style bed
- Nickel finish bail drawer handles decorate drawer fronts
- Dovetail drawer construction creates a sturdy drawer foundation
- Crafted from wood veneer and select hardwoods
- Headboard only design also featured

- A. 222411Q Queen Bed**  
62.25”w x 89.25”d x 47.25”h (4 slats)
- 222411KE Eastern King Bed**  
77.75”w x 89.25”d x 47.25”h (4 slats)
- 222411F Full Bed**  
56.25”w x 84.25”d x 47.25”h (4 slats)
- B. 202411T Twin Bed**  
41.25”w x 84.50”d x 47.25”h (4 slats)
- C. 222412 Nightstand**  
21.50”w x 15.75”d x 24.00”h
- D. 222413 Dresser**  
58.25”w x 15.75”d x 33.50”h
- E. 222414 Mirror**  
38.25”w x 0.75”d x 38.25”h
- F. 222415 Chest**  
31.25”w x 15.75”d x 48.50”h

PRODUCT HIGHLIGHTS

- HARDWARE FINISH:** Nickel finish handles
- PRODUCT MATERIALS:** Asian & Tropical hardwood, Okume
- OPTIONAL FINISHES:** Create a stronger design statement
- BED SIZES:** Available in all bed sizes
- TESTED STATIC WEIGHT:** 600 lbs
- 50 LBS TIP OVER TEST:** Cases 30” and taller passed ASTM standards test



## FEATURES

- FINISH: BLACK
- KENLIN CENTER DRAWER GLIDES

- FRONT FRENCH DOVETAIL/  
BACK PIN CONSTRUCTION
- BOX SPRING: REQUIRED

## BEDROOM | COLLECTIONS



### AVAILABLE AS HEADBOARD ONLY

- 212411QH**  
Queen Headboard  
62.25"w x 5.75"d x 47.25"h
- 212411KEH**  
Eastern King Headboard  
77.75"w x 5.75"d x 47.25"h
- 212411FH**  
Full Headboard  
56.25"w x 5.75"d x 47.25"h
- 212411TH**  
Twin Headboard  
41.25"w x 5.75"d x 47.25"h



### PRODUCT HIGHLIGHTS

- HARDWARE FINISH:** Nickel finish handles
- PRODUCT MATERIALS:** Asian & Tropical hardwood, Okume
- OPTIONAL FINISHES:** Create a stronger design statement
- BED SIZES:** Available in all bed sizes
- TESTED STATIC WEIGHT:** 600 lbs
- 50 LBS TIP OVER TEST:** Cases 30" and taller passed ASTM standards test

- A. 212411Q Queen Bed**  
62.25"w x 89.25"d x 47.25"h (4 slats)
- 212411KE Eastern King Bed**  
77.75"w x 89.25"d x 47.25"h (4 slats)
- 212411F Full Bed**  
56.25"w x 84.25"d x 47.25"h (4 slats)
- B. 212411T Twin Bed**  
41.25"w x 84.50"d x 47.25"h (4 slats)
- C. 212412 Nightstand**  
21.50"w x 15.75"d x 24.00"h
- D. 212413 Dresser**  
58.25"w x 15.75"d x 33.50"h
- E. 212414 Mirror**  
38.25"w x 0.75"d x 38.25"h
- F. 212415 Chest**  
31.25"w x 15.75"d x 48.50"h

### LOUIS PHILIPPE COLLECTION

- A slightly higher headboard distinguishes this classic Louis Philippe style bed
- Nickel finish bail drawer handles decorate drawer fronts
- Dovetail drawer construction creates a sturdy drawer foundation
- Crafted from wood veneer and select hardwoods
- Headboard only design also featured



FEATURES

- FINISH: WHITE
- KENLIN CENTER DRAWER GLIDES

- FRONT FRENCH DOVETAIL/  
BACK PIN CONSTRUCTION
- BOX SPRING: REQUIRED



LOUIS PHILIPPE COLLECTION

- Traditional elegance radiates from a white finish and gentle curves that create a soothing look and feel
- Classic Louis Philippe style bed is distinguished by its slightly higher headboard
- Antique brass finish bail drawer pulls add contrast
- Kenlin glides and French dovetailing create a sturdy drawer foundation

- A. 204691Q Queen Bed**  
62.25”w x 92.25”d x 47.00”h (4 slats)
- 204691F Full Bed**  
56.25”w x 86.75”d x 47.00”h (4 slats)
- B. 204691T Twin Bed**  
41.25”w x 87.00”d x 47.00”h (4 slats)
- C. 204692 Nightstand**  
22.00”w x 16.00”d x 24.25”h
- D. 204693 Dresser**  
61.00”w x 18.00”d x 34.00”h
- E. 204694 Mirror**  
38.00”w x 1.00”d x 38.25”h
- F. 204695 Chest**  
33.00”w x 18.00”d x 48.25”h

PRODUCT HIGHLIGHTS

- HARDWARE FINISH: Antique brass finish handles
- TESTED STATIC WEIGHT: 600 lbs
- 50 LBS TIP OVER TEST: Cases 30” and taller passed ASTM standards test

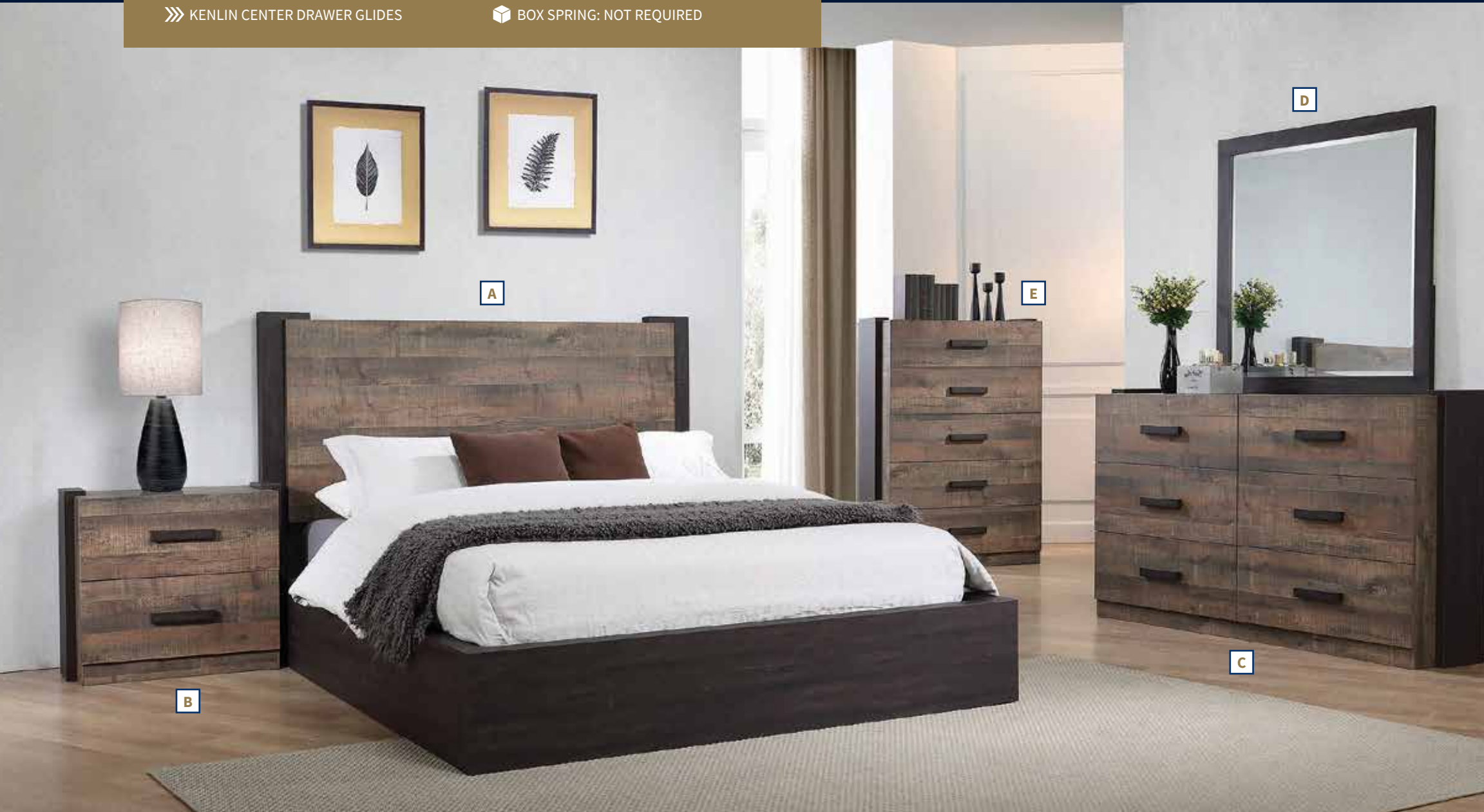


## FEATURES

- FINISH: WEATHERED OAK / RUSTIC COFFEE
- KENLIN CENTER DRAWER GLIDES

- FRENCH FRONT, PIN CONSTRUCTION BACK
- BOX SPRING: NOT REQUIRED

## BEDROOM | COLLECTIONS



### PRODUCT HIGHLIGHTS

- FELT LINED TOP DRAWERS: Safely store jewelry or treasured keepsakes
- HARDWARE FINISH: Black
- PRODUCT MATERIALS: MDF, 3D paper veneer
- TESTED STATIC WEIGHT: 600 lbs
- 50 LBS TIP OVER TEST: Cases 30" and taller passed ASTM standards test

### A. 206311Q Queen Bed

67.00"w x 86.50"d x 47.50"h (14 slats)

### 206311KE Eastern King Bed

82.00"w x 86.50"d x 47.50"h (14 slats)

### 206311KW California King Bed

82.00"w x 90.25"d x 47.50"h (14 Slats)

### B. 206312 Nightstand

27.25"w x 16.00"d x 24.25"h

### C. 206313 Dresser

62.00"w x 17.50"d x 35.75"h

### D. 206314 Mirror

39.50"w x 0.75"d x 39.50"h

### E. 206315 Chest

35.75"w x 17.50"d x 49.50"h

## WESTON COLLECTION

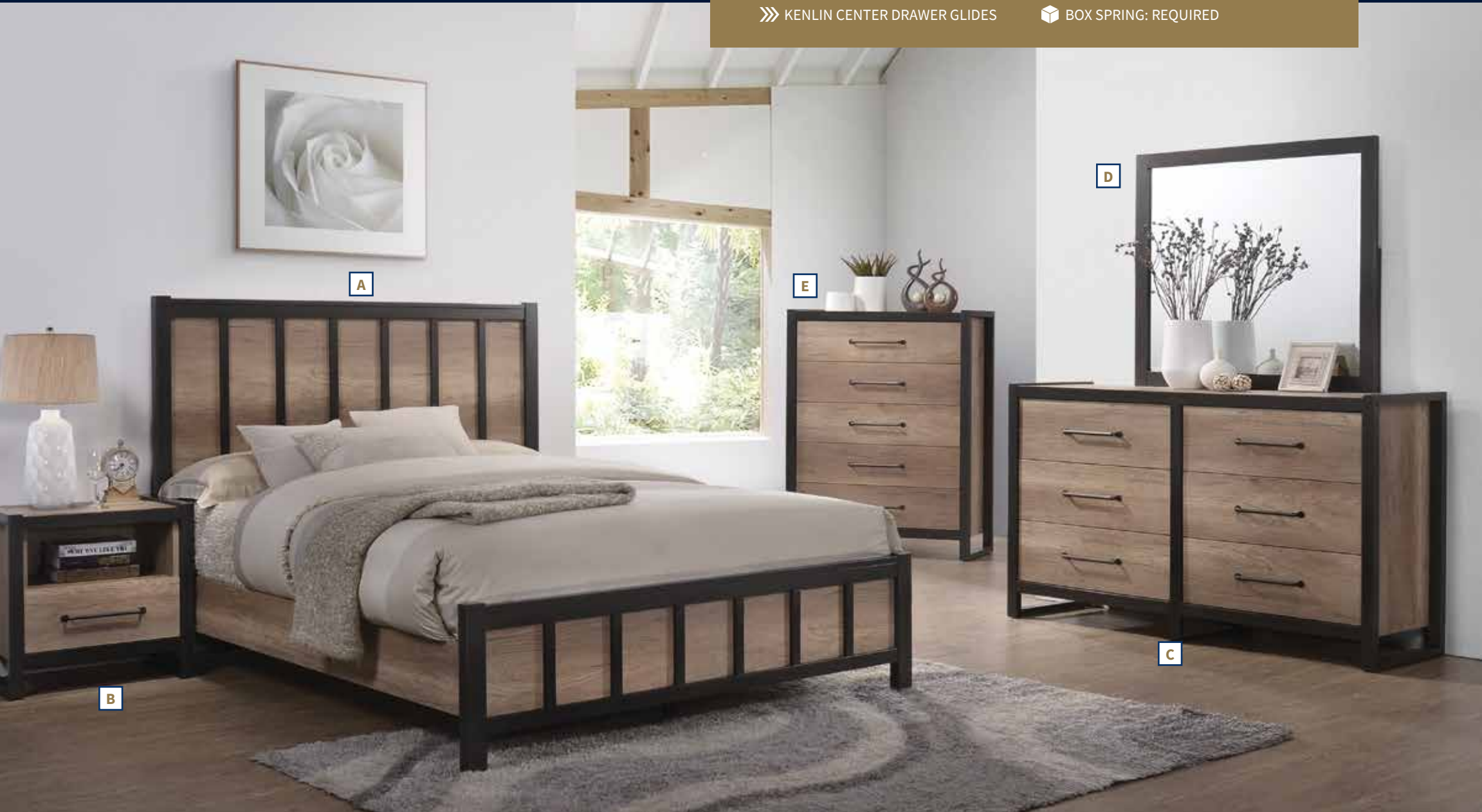
- Modern statement silhouettes highlighted with a rustic two-tone wood finish
- Crafted with three-dimensional engineered paper veneer and black bar drawer pulls
- Extra-large drawers provide spacious storage options
- Designer look at a great value
- Exclusive to Coaster



FEATURES

- FINISH: WEATHERED OAK
- KENLIN CENTER DRAWER GLIDES

- ENGLISH DOVETAIL FRONT & BACK
- BOX SPRING: REQUIRED



EDGEWATER COLLECTION

- Industrial chic design characterized by weathered natural oak with contrasting framing and extra-wide metal handles
- Vertical framing in a darker tone creates dimension for headboard and footboard
- Felt-lined top drawers offer protection for personal effects
- Crafted from easy-care engineered melamine veneer with excellent durability
- Exclusive to Coaster

- A. 206271Q Queen Bed**  
63.00”w x 84.50”d x 53.00”h (4 slats)
- 206271KE Eastern King Bed**  
79.00”w x 84.50”d x 53.00”h (4 slats)
- B. 206272 Nightstand**  
23.50”w x 16.00”d x 24.00”h
- C. 206273 Dresser**  
62.00”w x 16.00”d x 36.00”h
- D. 206274 Mirror**  
41.00”w x 1.00”d x 36.00”h
- E. 206275 Chest**  
35.00”w x 16.00”d x 48.00”h

PRODUCT HIGHLIGHTS

- FELT LINED TOP DRAWERS: Safely store jewelry or treasured keepsakes
- HARDWARE FINISH: Black finish knobs/handles
- PRODUCT MATERIALS: Asian hardwood, melamine & paper veneer
- STORAGE SPACE: Store away personal items
- TESTED STATIC WEIGHT: 600 lbs
- 50 LBS TIP OVER TEST: Cases 30” and taller passed ASTM standards test

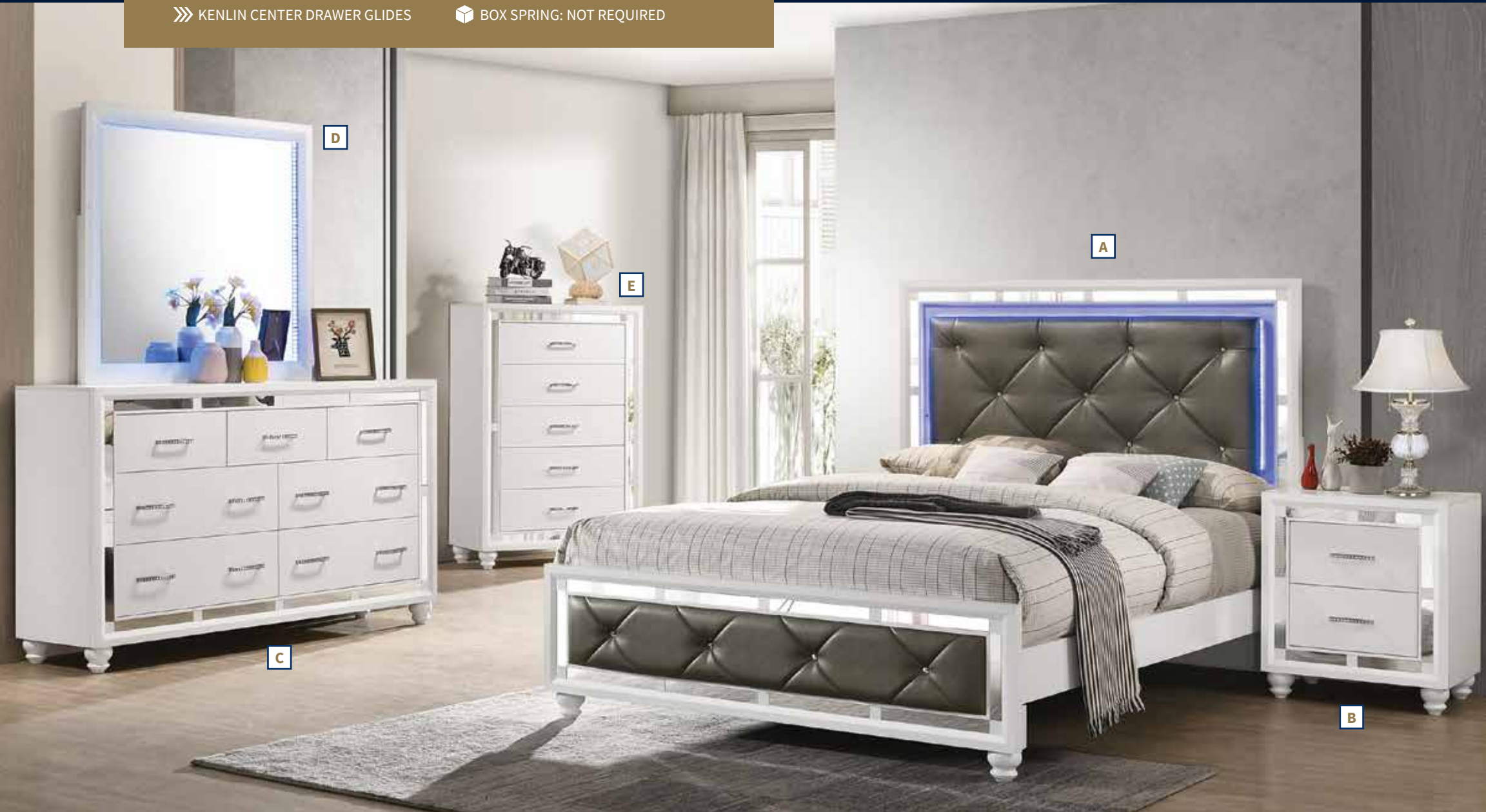


## FEATURES







- FINISH: WHITE
- KENLIN CENTER DRAWER GLIDES

- ENGLISH DOVETAIL FRONT & BACK
- BOX SPRING: NOT REQUIRED

## BEDROOM | COLLECTIONS



### PRODUCT HIGHLIGHTS

-  **BLACK FELT LINED TOP DRAWERS:** Safely store jewelry or treasured keepsakes
-  **HARDWARE FINISH:** Chrome
-  **PRODUCT MATERIALS:** Asian hardwood, Chrome/Rhinestone
-  **STORAGE SPACE:** Store away personal items
-  **TESTED STATIC WEIGHT:** 600 lbs
-  **50 LBS TIP OVER TEST:** Cases 30" and taller passed ASTM standards test

- A. 223331Q Queen Bed**  
63.50"w x 84.50"d x 57.25"h (4 slats)
- 223331KE Eastern King Bed**  
78.75"w x 88.25"d x 57.25"h (4 slats)
- B. 223332 Nightstand**  
23.75"w x 16.50"d x 27.00"h
- C. 223333 Dresser**  
61.50"w x 16.50"d x 37.25"h
- D. 223334 Mirror**  
41.00"w x 1.00"d x 39.00"h
- E. 223335 Chest**  
33.00"w x 16.50"d x 50.75"h

### WHITAKER COLLECTION

- A white and silver look to create a serene, elegant and gorgeous new bedroom
- Acrylic trims and tufted buttons against metallic leatherette upholstery to sparkle and shine
- Turned feet and bling pull handles compete this impressive collection
- Exclusive to Coaster



FEATURES

- FINISH: WHITE
- KENLIN CENTER DRAWER GLIDES

- ENGLISH DOVETAIL FRONT & BACK
- BOX SPRING: NOT REQUIRED







## MIRANDA COLLECTION

- Glittering stripes add energy to a contemporary design with glamour at the forefront
- Elegant and timeless design with just the right amount of bling
- Bed features storage at footboard and is fully slatted
- Chest and dresser have hidden felt-lined drawers to protect your jewelry
- Bed has platform system that will accommodate most mattress types and warranties including memory foam
- Exclusive rhinestone pull handles set this collection apart
- Available in a white or black finish

### A. 205111Q Queen Storage Bed

63.50"w x 83.75"d x 50.00"h (5 slats)

### 205111KE Eastern King Storage Bed

79.25"w x 83.75"d x 50.00"h (5 slats)

### 205111KW California King Storage Bed

79.25"w x 88.75"d x 50.00"h (5 slats)

### 205111F Full Storage Bed

57.25"w x 78.00d x 50.25"h (5 slats)

### 205111T Twin Storage Bed

42.25"w x 78.00d x 50.25"h (5 slats)

### B. 205112 Nightstand

26.00"w x 16.50"d x 26.00"h

### C. 205113 Dresser

63.00"w x 16.50"d x 38.75"h








### D. 205114 Mirror

46.50"w x 1.00"d x 36.50"h

### E. 205115 Chest

34.25"w x 16.50"d x 51.25"h

## PRODUCT HIGHLIGHTS

-  **FELT LINED TOP DRAWERS:** Safely store jewelry or treasured keepsakes
-  **HARDWARE FINISH:** Rhinestone pull handles
-  **PRODUCT MATERIALS:** Asian hardwood & 3D foil paper veneer
-  **UNDER BED STORAGE:** Store away personal items
-  **BED SIZES:** Available in all bed sizes
-  **TESTED STATIC WEIGHT:** 600 lbs
-  **50 LBS TIP OVER TEST:** Cases 30" and taller passed ASTM standards test





FEATURES

- FINISH: BLACK
- KENLIN CENTER DRAWER GLIDES

- ENGLISH DOVETAIL FRONT & BACK
- BOX SPRING: NOT REQUIRED



MIRANDA COLLECTION

- Glittering stripes add energy to a contemporary design with glamour at the forefront
- Elegant and timeless design with just the right amount of bling
- Bed features storage at footboard and is fully slatted
- Chest and dresser have hidden felt-lined drawers to protect your jewelry
- Bed has platform system that will accommodate most mattress types and warranties including memory foam
- Exclusive rhinestone pull handles set this collection apart
- Available in a white or black finish

- A. 206361Q Queen Storage Bed**  
63.50”w x 83.75”d x 50.00”h (5 slats)
- 206361KE Eastern King Storage Bed**  
79.25”w x 83.75”d x 50.00”h (5 slats)
- 206361KW California King Storage Bed**  
79.25”w x 88.75”d x 50.00”h (5 slats)
- 206361F Full Storage Bed**  
57.25”w x 78.00”d x 50.25”h (5 slats)
- 206361T Twin Storage Bed**  
42.25”w x 78.00”d x 50.25”h (5 slats)
- B. 206362 Nightstand**  
26.00”w x 16.50”d x 26.00”h
- C. 206363 Dresser**  
63.00”w x 16.50”d x 38.75”h
- D. 206364 Mirror**  
46.50”w x 1.00”d x 36.50”h
- E. 206365 Chest**  
34.25”w x 16.50”d x 51.25”h

PRODUCT HIGHLIGHTS

- FELT LINED TOP DRAWERS: Safely store jewelry or treasured keepsakes
- HARDWARE FINISH: Rhinestone pull handles
- PRODUCT MATERIALS: Asian hardwood & 3D foil paper veneer
- UNDER BED STORAGE: Store away personal items
- BED SIZES: Available in all bed sizes
- TESTED STATIC WEIGHT: 600 lbs
- 50 LBS TIP OVER TEST: Cases 30” and taller passed ASTM standards test



## FEATURES

FINISH: NATURAL OAK

KENLIN CENTER DRAWER GLIDES

FRENCH FRONT, ENGLISH BACK DOVETAIL

BOX SPRING: NOT REQUIRED

## BEDROOM | COLLECTIONS



### PRODUCT HIGHLIGHTS

- BLACK FELT LINED TOP DRAWERS: Safely store jewelry or treasured keepsakes
- HARDWARE FINISH: Brushed nickel knobs
- PRODUCT MATERIALS: Asian hardwood, 3-D veneer, MDF, particle board & select woods
- STORAGE SPACE: Store away personal items
- BED SIZES: Available in all bed sizes
- TESTED STATIC WEIGHT: 600 lbs
- 50 LBS TIP OVER TEST: Cases 30" and taller passed ASTM standards test

### A. 205460Q Queen Storage Bed

63.50"w x 84.50"d x 54.00"h (13 slats)

### 205460KE Eastern King Storage Bed

79.50"w x 84.50"d x 54.00"h (13 slats)

### 205460F Full Storage Bed

57.25"w x 79.50"d x 54.00"h (13 slats)

### 205460T Twin Storage Bed

42.25"w x 79.50"d x 54.00"h (13 slats)

### B. 205461Q Queen Bed

63.50"w x 84.50"d x 54.00"h (4 slats)

### 205461KE Eastern King Bed

79.50"w x 84.50"d x 54.00"h (4 slats)

### 205461F Full Bed

57.25"w x 79.50"d x 54.00"h (4 slats)

### 205461T Twin Bed

42.25"w x 79.50"d x 54.00"h (4 slats)

## WENHAM COLLECTION

- Natural oak engineered 3-D paper exudes a coastal feel to this collection
- Turned legs add a charming traditional detail to this otherwise modern look
- Bed is available with or without storage
- Exclusive to Coaster

### C. 205462 Nightstand

23.75"w x 16.25"d x 28.75"h

### D. 205463 Dresser

59.50"w x 16.25"d x 38.00"h

### E. 205464 Mirror

39.00"w x 0.75"d x 39.50"h

### F. 205465 Chest

34.00"w x 16.25"d x 52.00"h



## FEATURES

FINISH: ASH BROWN/VINTAGE LINEN

FRENCH FRONT, PIN BACK DOVETAIL

KENLIN CENTER DRAWER GLIDES

BOX SPRING: REQUIRED







## STILLWOOD COLLECTION

- A well constructed and designed paper bedroom group with a planked sleigh design
- Made with selected 3D paper veneer in ash brown/vintage linen that is easy to maintain
- Bail handle in an antique bronze finish
- Exclusive to Coaster

**A. 223281Q Queen Bed**  
63.50"w x 83.75"d x 50.00"h (4 slats)  
**223281KE Eastern King Bed**  
79.25"w x 83.75"d x 50.00"h (4 slats)  
**223281KW California King Bed**  
79.25"w x 88.75"d x 50.00"h (4 slats)  
**B. 223282 Nightstand**  
26.00"w x 16.50"d x 26.00"h  
**C. 223283 Dresser**  
63.00"w x 16.50"d x 38.75"h  
**D. 223284 Mirror**  
46.50"w x 1.00"d x 36.50"h  
**E. 223285 Chest**  
34.25"w x 16.50"d x 51.25"h

## PRODUCT HIGHLIGHTS

-  **HARDWARE FINISH:** Matte antique bronze
-  **PRODUCT MATERIALS:** MDF, 3D paper veneer, PB, ABS plastic, MDF + PU Paper
-  **TESTED STATIC WEIGHT:** 600 lbs
-  **50 LBS TIP OVER TEST:** Cases 30" and taller passed ASTM standards test



## FEATURES

FINISH: WEATHERED OAK

KENLIN CENTER DRAWER GLIDES





FRENCH FRONT, PIN BACK DOVETAIL

BOX SPRING: REQUIRED

## BEDROOM | COLLECTIONS



### PRODUCT HIGHLIGHTS

-  **HARDWARE FINISH:** Dark bronze handles
-  **PRODUCT MATERIALS:** Asian hardwood, 3-D veneer, PB, MDF,
-  **TESTED STATIC WEIGHT:** 800 lbs
-  **50 LBS TIP OVER TEST:** Cases 30" and taller passed ASTM standards test

### A. 222961Q Queen Bed

64.50"w x 94.50"d x 55.25"h (4 slats)

### 222961KE Eastern King Bed

80.75"w x 94.50"d x 55.25"h (4 slats)

### B. 222962 Nightstand

25.50"w x 15.75"d x 24.75"h

### C. 222963 Dresser

59.00"w x 17.00"d x 35.25"h

### D. 222964 Mirror

40.25"w x 0.75"d x 40.25"h

### E. 222965 Chest

35.00"w x 17.00"d x 48.25"h

## FREDERICK COLLECTION

- Rustic style is rejuvenated with our planked sleigh bed at an incredible value
- Made with selected 3D paper veneer in weathered oak that is easy to maintain
- Bail handle in a dark bronze finish to contrast against a realistic rough sawn wood finish
- Exclusive to Coaster



## FEATURES

- FINISH: RUSTIC OAK
- KENLIN CENTER DRAWER GLIDES

- FRONT FRENCH DOVETAIL/  
BACK PIN CONSTRUCTION
- BOX SPRING: REQUIRED



## ADELAIDE COLLECTION

- Rustic style promotional bedroom with full scale case pieces
- Made with selected 3D paper veneer in natural oak that is easy to maintain
- Realistic rustic wood finish effect
- Exclusive to Coaster

- A. 223101Q Queen Bed**  
64.00" w x 84.25" d x 56.75" h (4 slats)
- 223101KE Eastern King Bed**  
80.25" w x 84.00" d x 56.75" h (4 slats)
- B. 223102 Nightstand**  
25.50" w x 15.25" d x 25.75" h
- C. 223103 Dresser**  
61.00" w x 16.50" d x 37.50" h
- D. 223104 Mirror**  
40.25" w x 0.75" d x 38.25" h
- E. 223105 Chest**  
35.75" w x 16.50" d x 47.75" h

## PRODUCT HIGHLIGHTS

- HARDWARE FINISH:** Matte black
- PRODUCT MATERIALS:** MDF & 3D paper veneer
- TESTED STATIC WEIGHT:** 600 lbs
- 50 LBS TIP OVER TEST:** Cases 30" and taller passed ASTM standards test

## FEATURES

FINISH: WASHED TAUPE

KENLIN CENTER DRAWER GLIDES





ENGLISH DOVETAIL FRONT & BACK

BOX SPRING: REQUIRED

## BEDROOM | COLLECTIONS



### PRODUCT HIGHLIGHTS

-  **HARDWARE FINISH:** Chrome finish handles
-  **OPTIONAL FINISHES:** Create a stronger design statement
-  **TESTED STATIC WEIGHT:** 600 lbs
-  **50 LBS TIP OVER TEST:** Cases 30" and taller passed ASTM standards test

#### A. 204191Q Queen Bed

63.00"w x 84.75"d x 53.50"h (4 slats)

#### 204191KE Eastern King Bed

78.75"w x 84.75"d x 53.50"h (4 slats)

#### 204191KW California King Bed

78.75"w x 89.50"d x 53.50"h (4 slats)

#### B. 204192 Nightstand

23.50"w x 16.50"d x 27.00"h

#### C. 204193 Dresser

59.00"w x 16.50"d x 37.25"h

#### D. 204194 Mirror

41.00"w x 1.00"d x 39.00"h

#### E. 204195 Chest

33.00"w x 16.50"d x 50.50"h

### KAUFFMAN COLLECTION

- Clean, crisp design at a great value that delivers a rich and inviting bedroom
- Natural oak wood grain over engineered wood with a beautiful patina
- Recessed grooves in contrasting black ensure this design pops
- Choose from storage or platform bed styles
- Picture framed case fronts add depth
- Kenlin drawer glides for smooth operation



FEATURES

- FINISH: WASHED TAUPE
- KENLIN CENTER DRAWER GLIDES

- ENGLISH DOVETAIL FRONT & BACK
- BOX SPRING: NOT REQUIRED

A






B

KAUFFMAN COLLECTION

- Clean, crisp design at a great value that delivers a rich and inviting bedroom
- Natural oak wood grain over engineered wood with a beautiful patina
- Recessed grooves in contrasting black ensure this design pops
- Choose from storage or platform bed styles
- Picture framed case fronts add depth
- Kenlin drawer glides for smooth operation
- Storage bed is exclusive to Coaster

- A. 204190Q Queen Storage Bed**  
63.00”w x 84.75”d x 53.50”h (13 slats)
- 204190KE Eastern King Storage Bed**  
78.75”w x 84.75”d x 53.50”h (13 slats)
- 204190KW California King Storage Bed**  
78.75”w x 89.25”d x 53.50”h (13 slats)
- B. 204192 Nightstand**  
23.50”w x 16.50”d x 27.00”h
- C. 204193 Dresser**  
59.00”w x 16.50”d x 37.25”h
- D. 204194 Mirror**  
41.00”w x 1.00”d x 39.00”h
- E. 204195 Chest**  
33.00”w x 16.50”d x 50.50”h

PRODUCT HIGHLIGHTS

-  **HARDWARE FINISH:** Chrome finish handles
-  **OPTIONAL FINISHES:** Create a stronger design statement
-  **UNDER BED STORAGE:** Store away personal items
-  **TESTED STATIC WEIGHT:** 600 lbs
-  **50 LBS TIP OVER TEST:** Cases 30” and taller passed ASTM standards test

E

D

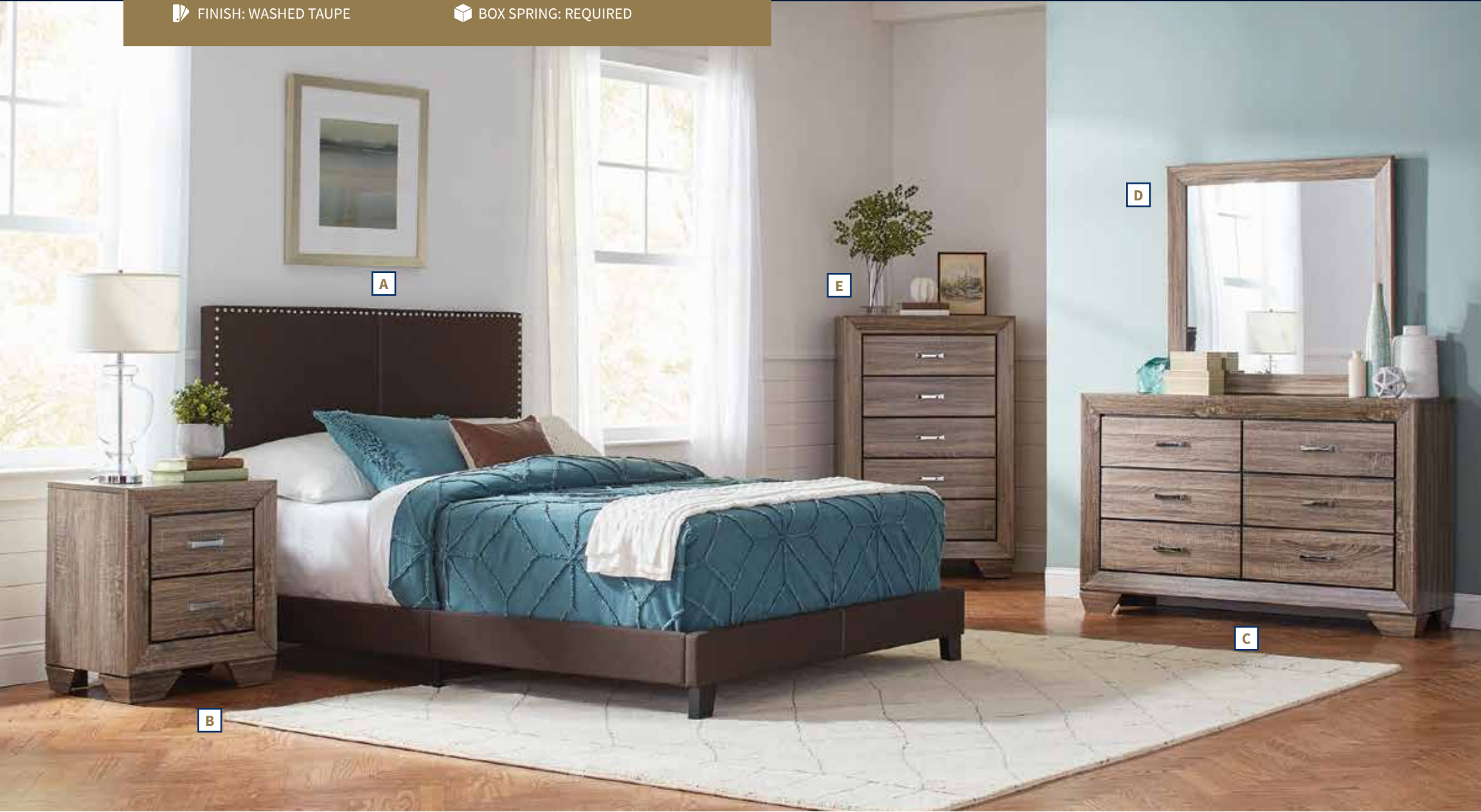
C

FEATURES

- UPHOLSTERY: BROWN FABRIC
- FINISH: WASHED TAUPE

- KENLIN CENTER DRAWER GLIDES
- ENGLISH DOVETAIL FRONT & BACK
- BOX SPRING: REQUIRED

BEDROOM | COLLECTIONS



PRODUCT HIGHLIGHTS

- HARDWARE FINISH:** Chrome finish handles
- OPTIONAL FINISHES:** Create a stronger design statement
- BED SIZES:** Available in all bed sizes
- TESTED STATIC WEIGHT:** 600 lbs
- 50 LBS TIP OVER TEST:** Cases 30" and taller passed ASTM standards test

- A. 350081Q Queen Bed**  
64.25" w x 87.00" d x 49.50" h (4 slats)
- 350081KE Eastern King Bed**  
80.00" w x 87.00" d x 49.50" h (4 slats)
- 350081KW California King Bed**  
76.25" w x 91.50" d x 49.50" h (4 slats)
- 350081F Full Bed**  
58.00" w x 81.50" d x 49.50" h (4 slats)
- 350081T Twin Bed**  
43.00" w x 81.50" d x 49.50" h (4 slats)

- B. 204192 Nightstand**  
23.50" w x 16.50" d x 27.00" h
- C. 204193 Dresser**  
59.00" w x 16.50" d x 37.25" h
- D. 204194 Mirror**  
41.00" w x 1.00" d x 39.00" h
- E. 204195 Chest**  
33.00" w x 16.50" d x 50.50" h

BOYD UPHOLSTERED BED

- Bed features a tall, straight headboard and tapered black legs
- Individually applied chrome nailhead trim tracing the headboard
- Frame constructed with rubberwood and plywood
- Box spring required



FEATURES

- FINISH: DARK COCOA
- KENLIN CENTER DRAWER GLIDES

- ENGLISH DOVETAIL FRONT & BACK
- BOX SPRING: REQUIRED

KAUFFMAN COLLECTION

- Clean, crisp design at a great value that delivers a rich and inviting bedroom
- Natural oak wood grain over engineered wood with a beautiful patina
- Recessed grooves in contrasting black ensure this design pops
- Choose from storage or platform bed styles
- Picture framed case fronts add depth
- Kenlin drawer glides for smooth operation
- Storage bed is exclusive to Coaster

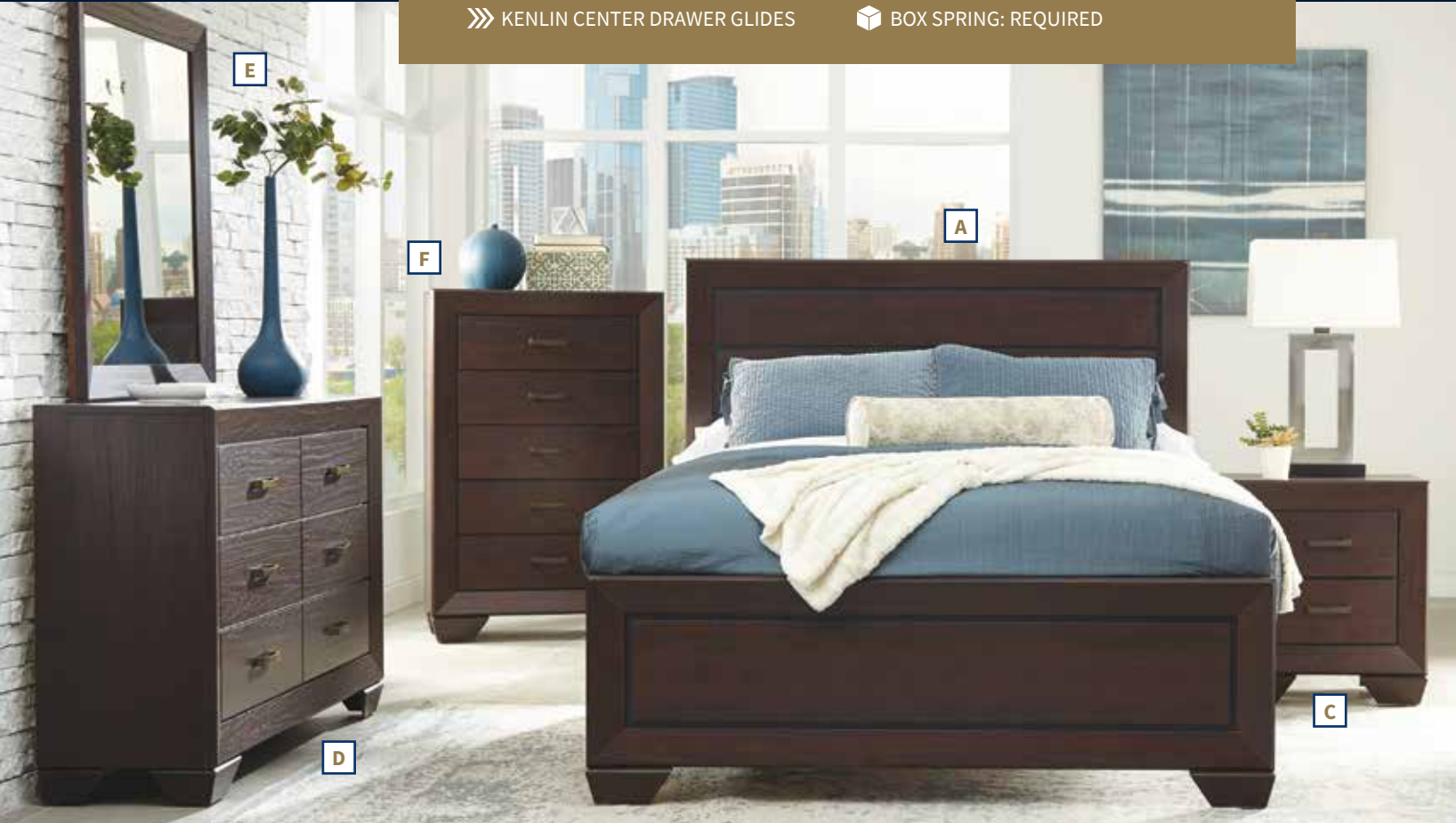
- A. 204391Q Queen Bed**  
63.00”w x 84.75”d x 53.50”h (4 slats)  
**204391KE Eastern King Bed**  
78.75”w x 84.75”d x 53.50”h (4 slats)  
**204391KW California King Bed**  
78.75”w x 89.50”d x 53.50”h (4 slats)

- B. 204390Q Queen Storage Bed**  
63.00”w x 84.75”d x 53.50”h (13 slats)  
**204390KE Eastern King Storage Bed**  
78.75”w x 84.75”d x 53.50”h (13 slats)  
**204390KW California King Storage Bed**  
78.75”w x 89.25”d x 53.50”h (13 slats)

- C. 204392 Nightstand**  
23.50”w x 16.50”d x 27.00”h  
**D. 204393 Dresser**  
59.00”w x 16.50”d x 37.25”h  
**E. 204394 Mirror**  
41.00”w x 1.00”d x 39.00”h  
**F. 204395 Chest**  
33.00”w x 16.50”d x 50.50”h

PRODUCT HIGHLIGHTS

- HARDWARE FINISH: Antique brass pulls
- OPTIONAL FINISHES: Create a stronger design statement
- UNDER BED STORAGE: Store away personal items
- TESTED STATIC WEIGHT: 600 lbs
- 50 LBS TIP OVER TEST: Cases 30” and taller passed ASTM standards test



- FEATURES
- FINISH: DARK COCOA
  - KENLIN CENTER DRAWER GLIDES
  - ENGLISH DOVETAIL FRONT & BACK
  - BOX SPRING: NOT REQUIRED

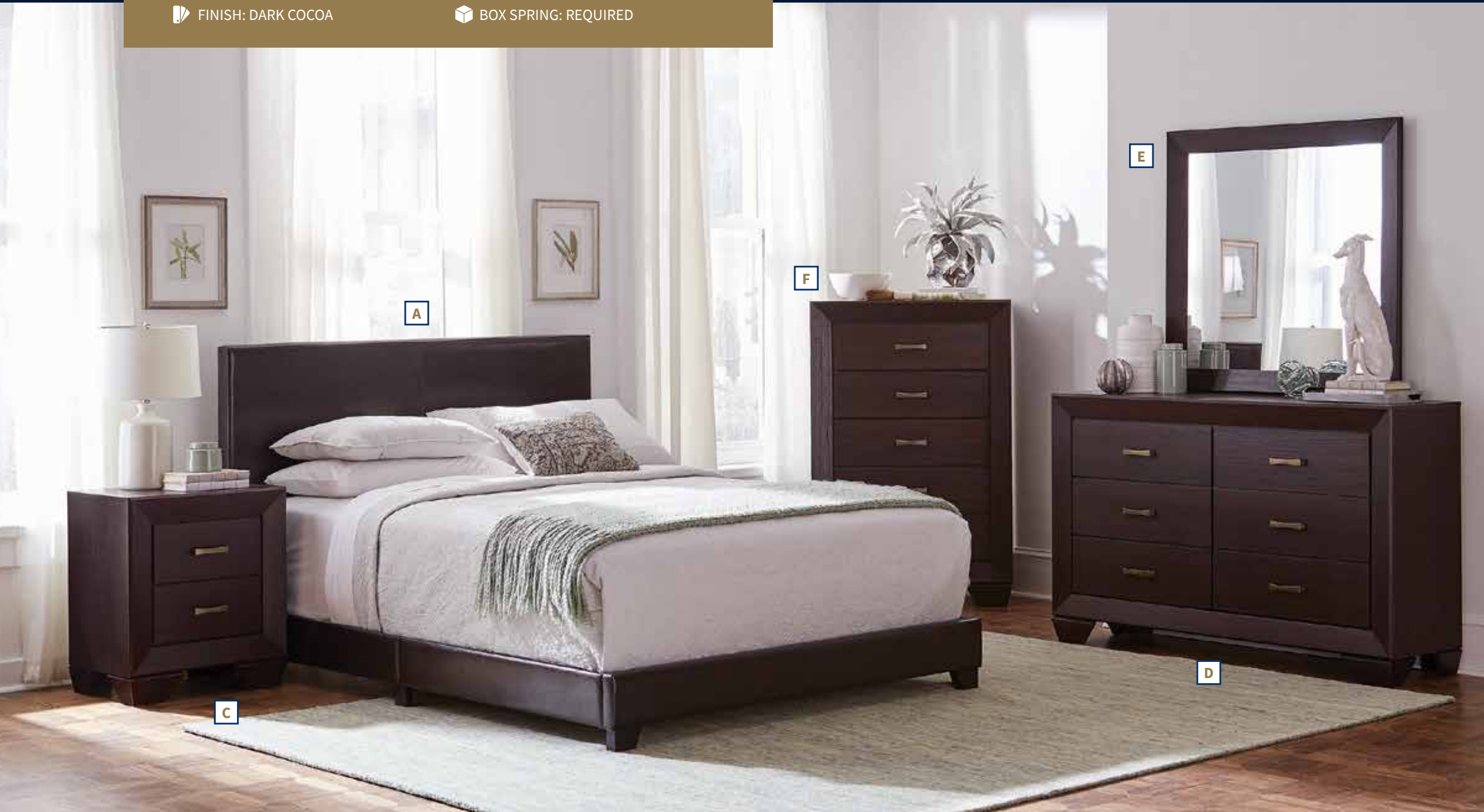
## FEATURES

UPHOLSTERY: BROWN LEATHERETTE





FINISH: DARK COCOA

KENLIN CENTER DRAWER GLIDES  
ENGLISH DOVETAIL FRONT & BACK  
BOX SPRING: REQUIRED

## BEDROOM | COLLECTIONS



### PRODUCT HIGHLIGHTS

-  **HARDWARE FINISH:** Antique brass pulls
-  **OPTIONAL FINISHES:** Create a stronger design statement
-  **TESTED STATIC WEIGHT:** 600 lbs
-  **50 LBS TIP OVER TEST:** Cases 30" and taller passed ASTM standards test

- A. 300762Q Queen Bed**  
64.25"w x 85.50"d x 45.75"h (4 slats)
- 300762KE Eastern King Bed**  
80.00"w x 85.50"d x 45.75"h (4 slats)
- 300762KW California King Bed**  
76.25"w x 89.50"d x 45.75"h (4 slats)
- 300762F Full Bed**  
58.00"w x 80.50"d x 45.75"h (4 slats)
- B. 300762T Twin Bed**  
43.00"w x 83.50"d x 45.75"h (4 slats)
- C. 204392 Nightstand**  
23.50"w x 16.50"d x 27.00"h
- D. 204393 Dresser**  
59.00"w x 16.50"d x 37.25"h
- E. 204394 Mirror**  
41.00"w x 1.00"d x 39.00"h
- F. 204395 Chest**  
33.00"w x 16.50"d x 50.50"h

### DORIAN UPHOLSTERED BED

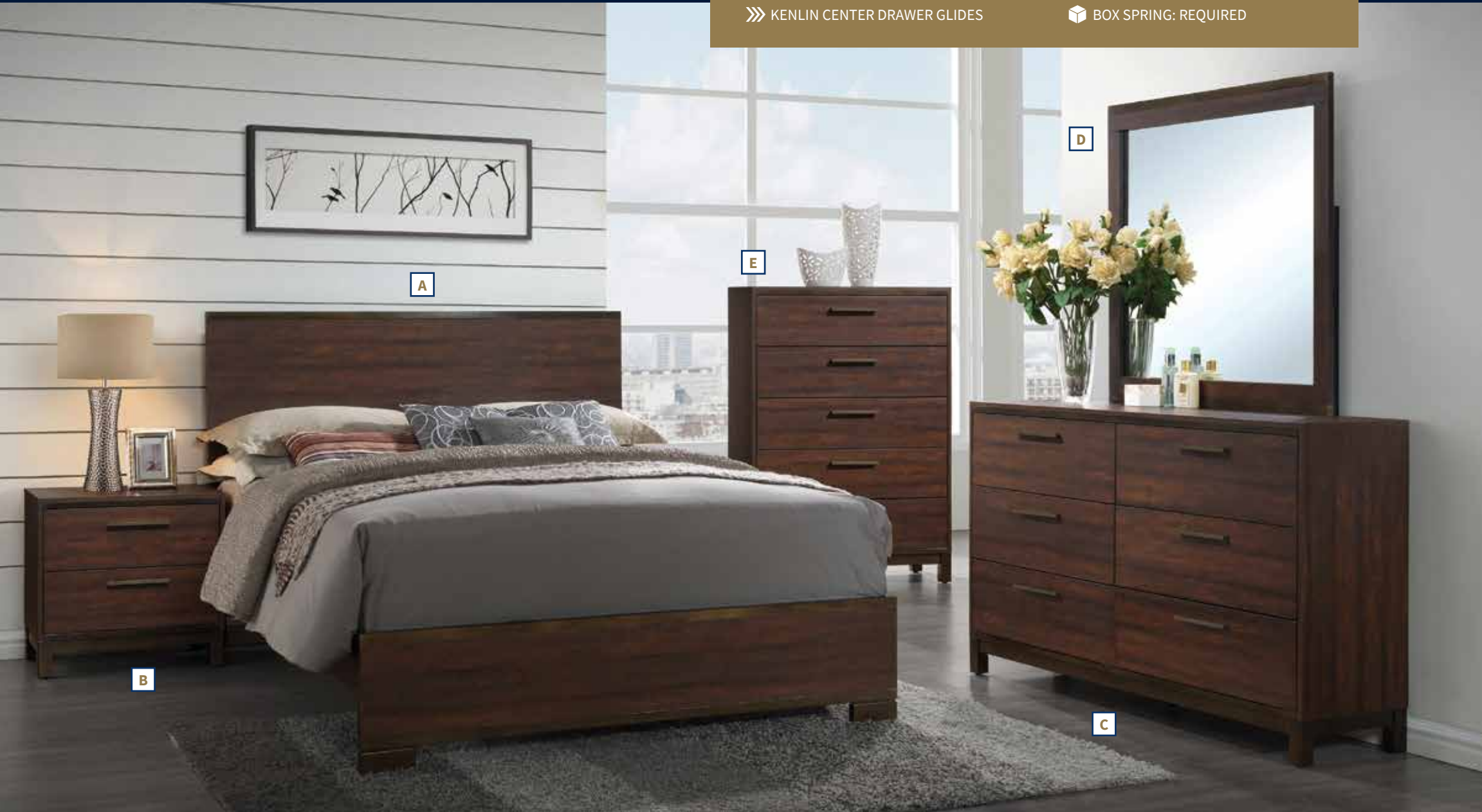
- Clean, minimalist bed upholstered in leatherette
- Choose your color with versatile black, brown, and grey leatherette options
- Solid rubberwood legs in a black finish
- Frame constructed with rubberwood and plywood
- Box spring required



FEATURES

- FINISH: RUSTIC TOBACCO / DARK BRONZE
- KENLIN CENTER DRAWER GLIDES

- ENGLISH DOVETAIL FRONT & BACK
- BOX SPRING: REQUIRED



EDMONTON COLLECTION

- Rustic wood enhances transitional style highlighted with a mixed material aesthetic
- Complementary rustic tobacco and dark bronze finishes
- Tall, straight headboard and low footboard
- Extra-wide metal bar pulls
- Exclusive Coaster design

- A. 204351Q Queen Bed**  
63.00”w x 83.75”d x 47.75”h (4 slats)
- 204351KE Eastern King Bed**  
78.75”w x 83.75”d x 47.75”h (4 slats)
- 204351KW California King Bed**  
78.75”w x 88.75”d x 47.75”h (4 slats)
- B. 204352 Nightstand**  
23.50”w x 15.75”d x 23.25”h
- C. 204353 Dresser**  
59.00”w x 15.75”d x 36.00”h
- D. 204354 Mirror**  
38.00”w x 1.00”d x 38.50”h
- E. 204355 Chest**  
33.50”w x 15.75”d x 48.25”h

PRODUCT HIGHLIGHTS

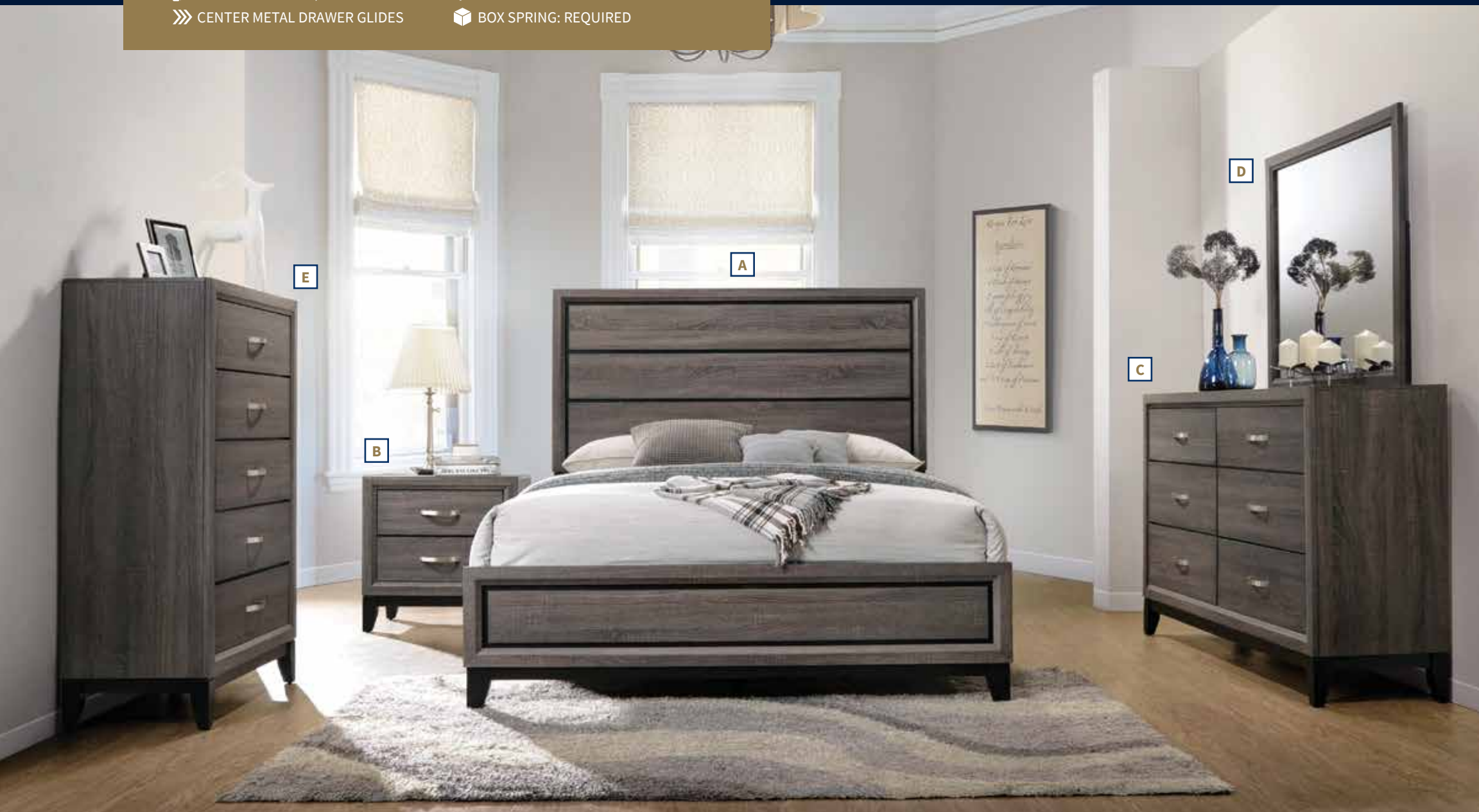
- HARDWARE FINISH:** Extra wide dark bronze drawer pulls
- PRODUCT MATERIALS:** Asian hardwood & 3D paper veneer
- TESTED STATIC WEIGHT:** 600 lbs
- 50 LBS TIP OVER TEST:** Cases 30” and taller passed ASTM standards test

## FEATURES





- FINISH: GREY OAK / BLACK
- CENTER METAL DRAWER GLIDES

- ENGLISH DOVETAIL FRONT & BACK
- BOX SPRING: REQUIRED

## BEDROOM | COLLECTIONS



### PRODUCT HIGHLIGHTS

-  **HARDWARE FINISH:** Brushed nickel
-  **PRODUCT MATERIALS:** Asian & Tropical hardwood, Okume & paper veneer
-  **TESTED STATIC WEIGHT:** 600 lbs
-  **50 LBS TIP OVER TEST:** Cases 30" and taller passed ASTM standards test

- A. 212421Q Queen Bed**  
63.50"w x 84.50"d x 56.50"h (4 Slats)
- 212421KE Eastern King Bed**  
79.50"w x 84.50"d x 56.50"h (4 Slats)
- 212421F Full Bed**  
57.25"w x 80.75"d x 56.50"h (4 slats)
- 212421T Twin Bed**  
42.25"w x 80.72"d x 56.5"h (4 slats)
- B. 212422 Nightstand**  
23.50"w x 16.25"d x 24.75"h
- C. 212423 Dresser**  
58.00"w x 16.25"d x 37.00"h
- D. 212424 Mirror**  
39.00"w x 0.75"d x 35.00"h
- E. 212425 Chest**  
31.25"w x 16.25"d x 50.50"h

### WATSON COLLECTION

- Transitional style bedroom at a great value
- Nickel finished hardware highlights two-tone grey oak finish
- Black grooves create a dimensional look
- Three-dimensional engineered foil paper veneer in grey oak and black
- English dovetail drawer construction
- Black finished legs are crafted of solid hardwood



FEATURES

- FINISH: RUSTIC BEIGE
- UPHOLSTERY: COLOR OF FABRIC

- INSERT TYPE OF DRAWER GLIDE
- INSERT TYPE OF BOX CONSTRUCTION
- BOX SPRING: REQUIRED



LYNNCREST COLLECTION

- Contemporary style with beveled picture frame case fronts and acrylic bases that brings a polished chrome look to brighten up your room
- Brushed nickel metal pull handles
- Black felt lined top drawers
- Exclusive Coaster design

- A. 222591Q Queen Bed**  
63.00”w x 85.25”d x 51.50”h (4 slats)
- 222591KE Eastern King Bed**  
78.75”w x 85.25”d x 51.50”h (4 slats)
- B. 222592 Nightstand**  
23.25”w x 15.25”d x 22.50”h
- C. 222593 Dresser**  
63.00”w x 17.25”d x 34.00”h
- D. 222594 Mirror**  
45.50”w x 1.50”d x 37.25”h
- E. 222595 Chest**  
35.00” w x 17.25”d x 51.00”h

PRODUCT HIGHLIGHTS

- FELT LINED TOP DRAWERS: Safely store jewelry or treasured keepsakes
- TESTED STATIC WEIGHT: 800 lbs
- 50 LBS TIP OVER TEST: Cases 30” and taller passed ASTM standards test
- PRODUCT MATERIALS: Brushed nickel, Asian hardwood



## FEATURES


- FINISH: MEDIUM WARM BROWN
- KENLIN CENTER DRAWER GLIDES

- ENGLISH DOVETAIL FRONT & BACK
- BOX SPRING: REQUIRED

## BEDROOM | COLLECTIONS



### PRODUCT HIGHLIGHTS

-  FELT LINED TOP DRAWERS: Safely store jewelry or treasured keepsakes
-  HARDWARE FINISH: Black finish handles
-  PRODUCT MATERIALS: Asian hardwood, paper veneer, tropical wood
-  TESTED STATIC WEIGHT: 600 lbs
-  50 LBS TIP OVER TEST: Cases 30" and taller passed ASTM standards test

- A. 205321Q Queen Bed**  
62.50"w x 84.00"d x 55.50"h (4 slats)
- 205321KE Eastern King Bed**  
78.50"w x 84.00"d x 55.50"h (4 slats)
- B. 205322 Nightstand**  
23.25"w x 16.75"d x 24.25"h
- C. 205323 Dresser**  
59.00"w x 16.75"d x 34.75"h
- D. 205324 Mirror**  
37.25"w x 0.75"d x 38.25"h
- E. 205325 Chest**  
35.50"w x 16.75"d x 48.00"h

### BRANDON COLLECTION

- Horizontal lines, clean design and a medium warm brown finish highlight a versatile collection
- Transitional, every day style is affordable and suited for any home
- English dovetail drawer boxes
- Best value bedroom set utilizes paper veneer over medium density fiberboard for a rich look
- Durable and easy to maintain



## FEATURES

FINISH: CARAMEL / LICORICE

KENLIN CENTER DRAWER GLIDES

ENGLISH DOVETAIL FRONT & BACK

BOX SPRING: REQUIRED







### DEWCREST COLLECTION

- Return to your homestead with this rustic bedroom that simulates reclaimed wood materials
- Made with selected 3D paper veneer Repetitive
- Perfected with dark bronze metal pull handles
- Finished drawer boxes with English Dovetail construction
- Exclusive to Coaster

**A. 223451Q Queen Bed**  
62.25"w x 84.75"d x 53.25"h (4 slats)  
**223451KE Eastern King Bed**  
78.00"w x 84.75"d x 53.25"h (4 slats)  
**B. 223452 Nightstand**  
24.00"w x 15.50"d x 24.50"h  
**C. 223453 Dresser**  
62.25"w x 15.50"d x 36.75"h  
**D. 223454 Mirror**  
41.50"w x 1.00"d x 35.50"h  
**E. 223455 Chest**  
33.50"w x 15.50"d x 54.75"h

### PRODUCT HIGHLIGHTS

-  **HARDWARE FINISH:** Dark bronze matte
-  **PRODUCT MATERIALS:** 3D paper veneer
-  **TESTED STATIC WEIGHT:** 600 lbs
-  **50 LBS TIP OVER TEST:** Cases 30" and taller passed ASTM standards test





FEATURES





- FINISH: RUSTIC PINE
- KENLIN CENTER DRAWER GLIDES

- ENGLISH DOVETAIL FRONT & BACK
- BOX SPRING: REQUIRED

BEDROOM | COLLECTIONS



PRODUCT HIGHLIGHTS

-  **HARDWARE FINISH:** Dark bronze matte
-  **PRODUCT MATERIALS:** 3D paper veneer
-  **TESTED STATIC WEIGHT:** 600 lbs
-  **50 LBS TIP OVER TEST:** Cases 30" and taller passed ASTM standards test

- A. 223141Q Queen Bed**  
62.25"w x 85.75"d x 50.50"h (4 slats)
- 223141KE Eastern King Bed**  
78.00"w x 85.75"d x 50.50"h (4 slats)
- 223141T Twin Bed**  
41.00"w x 81.00"d x 50.50"h (4 slats)
- B. 223142 Nightstand**  
21.75"w x 15.75"d x 23.75"h
- C. 223143 Dresser**  
58.50"w x 15.75"d x 33.25"h
- D. 223144 Mirror**  
39.50"w x 1.00"d x 39.50"h
- E. 223145 Chest**  
31.50"w x 15.75"d x 48.50"h

SIDNEY COLLECTION

- Return to your homestead with this rustic bedroom that simulates reclaimed wood materials
- Made with selected 3D paper veneer Repetitive
- Perfected with dark bronze metal pull handles
- Finished drawer boxes with English Dovetail construction
- Exclusive to Coaster



FEATURES

FINISH: DARK GREY OAK

KENLIN CENTER DRAWER GLIDES

ENGLISH DOVETAIL FRONT & BACK

BOX SPRING: REQUIRED







JULIAN COLLECTION

- Modern and transitional in style, this bedroom in a dark grey oak look offers the perfect urban setting
- Made with selected 3D paper veneer in a contemporary feel
- Accented with brushed nickel finished pulls
- Finished drawer boxes with English Dovetail construction
- Exclusive to Coaster

- A. 223151Q Queen Bed**  
62.25”w x 85.75”d x 50.50”h (4 slats)
- 223151KE Eastern King Bed**  
78.00”w x 85.75”d x 50.50”h (4 slats)
- 223151T Twin Bed**  
41.00”w x 81.00”d x 50.50”h (4 slats)
- B. 223152 Nightstand**  
21.75”w x 15.75”d x 23.75”h
- C. 223153 Dresser**  
58.50”w x 15.75”d x 33.25”h
- D. 223154 Mirror**  
39.50”w x 1.00”d x 39.50”h
- E. 223155 Chest**  
31.50”w x 15.75”d x 48.50”h

PRODUCT HIGHLIGHTS

-  **HARDWARE FINISH:** Brushed nickel
-  **PRODUCT MATERIALS:** Asian tropical wood and 3D paper veneer
-  **TESTED STATIC WEIGHT:** 600 lbs
-  **50 LBS TIP OVER TEST:** Cases 30” and taller passed ASTM standards test





FEATURES

- FINISH: BARREL OAK
- KENLIN CENTER DRAWER GLIDES

- INSERT TYPE OF BOX CONSTRUCTION
- BOX SPRING: REQUIRED

BEDROOM | COLLECTIONS



PRODUCT HIGHLIGHTS

- HARDWARE FINISH:** Dark bronze matte
- PRODUCT MATERIALS:** 3D paper veneer, PB, MDF, PU paper
- TESTED STATIC WEIGHT:** 600 lbs
- 50 LBS TIP OVER TEST:** Cases 30" and taller passed ASTM standards test

- A. 207041Q Queen Panel Bed**  
64.00" w x 84.00" d x 53.00" h (4 slats)
- 207041KE E King Panel Bed**  
78.75" w x 85.75" d x 52.25" h (4 slats)
- B. 207040Q Queen Storage Bed**  
64.00" w x 84.00" d x 53.00" h (4 slats)
- 207040KE E King Panel Bed**  
78.75" w x 84.00" d x 48.25" h (4 slats)
- C. 207042 Nightstand**  
21.65" w x 16.25" d x 23.50" h
- D. 207043 Dresser**  
58.25" w x 1.25" d x 33.00" h
- E. 207044 Mirror**  
41.50" w x 1.00" d x 35.50" h
- F. 207045 Chest**  
31.50" w x 16.25" d x 44.50" h

BRANTFORD COLLECTION

- Made with selected 3D paper veneer in barrel oak that is easy to care for
- Choose from our panel bed or storage bed
- Perfected with dark bronze matte pull handle
- Storage bed with platform system provides correct foundation for mattress warranties
- Featured in Barrel Oak and Coaster white finish
- Exclusive to Coaster



## FEATURES

FINISH: COASTAL WHITE

KENLIN CENTER DRAWER GLIDES

ENGLISH DOVETAIL FRONT & BACK

BOX SPRING: REQUIRED



### MARION COLLECTION

- Made with selected 3D paper veneer in Coaster White that is easy to care for
- Choose from our panel bed or storage bed
- Accented with dark bronze matte pull handle
- Storage bed with platform system provides correct foundation for mattress warranties
- Made in Malaysia

- A. 207051Q Queen Panel Bed**  
64.00" w x 84.00" d x 53.00" h (4 slats)
- 207051KE E King Panel Bed**  
78.75" w x 85.75" d x 52.25" h (4 slats)
- B. 207050Q Queen Storage Bed**  
64.00" w x 84.00" d x 53.00" h (12 slats)
- 207050KE E King Panel Bed**  
78.75" w x 84.00" d x 48.25" h (12 slats)
- C. 207052 Nightstand**  
21.65" w x 16.25" d x 23.50" h
- D. 207053 Dresser**  
58.25" w x 1.25" d x 33.00" h
- E. 207054 Mirror**  
41.50" w x 1.00" d x 35.50" h
- F. 207055 Chest**  
31.50" w x 16.25" d x 44.50" h

### PRODUCT HIGHLIGHTS

- HARDWARE FINISH:** Brushed nickel
- PRODUCT MATERIALS:** Asian tropical wood and 3D paper veneer
- TESTED STATIC WEIGHT:** 600 lbs
- 50 LBS TIP OVER TEST:** Cases 30" and taller passed ASTM standards test





# COASTER YOUTH

Youth Collections ..... 142

Wood Bunk Beds..... 191

Wood Loft Beds ..... 221

Upholstered Bunk Beds..... 223

Metal Bunk Beds ..... 224

Metal Loft Beds ..... 240

Futon Pads ..... 244

Tent Beds ..... 245

Wood Beds ..... 248

Metal Beds ..... 250



## FEATURES

- FINISH: METALLIC LILAC
- UPHOLSTERY: GREY VELVET

- METAL EXTENSION DRAWER GLIDES
- FRENCH FRONT, ENGLISH BACK DOVETAIL
- BOX SPRING: NOT REQUIRED



## CAROLINE COLLECTION

- Opulent style fit for a princess; this youth collection sparkles
- Bed boasts decorative details including an upholstered headboard with rhinestone button tufting
- Versatile bed options include full and twin sizes and a choice of standard or storage footboard
- Case pieces feature grey felt lined top drawers to protect precious items
- Dovetail construction and full extension glides create a drawer structure to stand the test of time
- Extras include a charming vanity desk and stool

- A. 400891T Twin Storage Bed**  
44.00"w x 81.25"d x 52.75"h (13 slats)
- 400891F Full Storage Bed**  
59.00"w x 81.00"d x 55.00"h (13 slats)
- B. 400892 Nightstand**  
24.75"w x 17.25"d x 26.25"h
- C. 400893 Dresser**  
56.00"w x 19.25"d x 36.25"h
- D. 400894 Mirror**  
34.25"w x 1.75"d x 41.00"h
- E. 400895 Chest**  
38.00"w x 19.75"d x 50.25"h
- F. 400896 Vanity Desk**  
47.75"w x 21.50"d x 30.00"h
- G. 400897 Vanity Mirror**  
35.25"w x 10.75"d x 34.00"h
- H. 400898 Vanity Stool**  
19.00"w x 13.50"d x 18.50"h

## PRODUCT HIGHLIGHTS

- FELT LINED TOP DRAWERS:** Safely store jewelry or treasured keepsakes
- HARDWARE FINISH:** Clear rosette knobs
- PRODUCT MATERIALS:** Solid wood species: Poplar
- OPTIONAL FINISHES:** Create a stronger design statement
- TESTED STATIC WEIGHT:** 600 lbs (full) / 300 lbs (twin)
- 60 LBS TIP OVER TEST:** Cases 30" and taller passed ASTM standards test





## FEATURES

- FINISH: METALLIC LILAC
- UPHOLSTERY: GREY VELVET

- METAL EXTENSION DRAWER GLIDES
- FRENCH FRONT, ENGLISH BACK DOVETAIL
- BOX SPRING: REQUIRED

## YOUTH | COLLECTIONS



### PRODUCT HIGHLIGHTS

- FELT LINED TOP DRAWERS: Safely store jewelry or treasured keepsakes
- HARDWARE FINISH: Clear rosette knobs
- PRODUCT MATERIALS: Solid wood species: Poplar
- UNDER BED STORAGE: Store away personal items
- OPTIONAL FINISHES: Create a stronger design statement
- TESTED STATIC WEIGHT: 600 lbs (full) / 300 lbs (twin)
- 60 LBS TIP OVER TEST: Cases 30" and taller passed ASTM standards test

### A. 400890T Twin Bed

44.00"w x 81.25"d x 52.75"h (3 slats)

### 400890F Full Bed

59.00"w x 81.00"d x 55.00"h (3 slats)

### B. 400892 Nightstand

24.75"w x 17.25"d x 26.25"h

### C. 400893 Dresser

56.00"w x 19.25"d x 36.25"h

### D. 400894 Mirror

34.25"w x 1.75"d x 41.00"h

### E. 400895 Chest

38.00"w x 19.75"d x 50.25"h

### F. 400896 Vanity Desk

47.75"w x 21.50"d x 30.00"h

### G. 400897 Vanity Mirror

35.25"w x 10.75"d x 34.00"h

### H. 400898 Vanity Stool

19.00"w x 13.50"d x 18.50"h

## CAROLINE COLLECTION

- Opulent style fit for a princess; this youth collection sparkles
- Bed boasts decorative details including an upholstered headboard with rhinestone button tufting
- Versatile bed options include full and twin sizes and a choice of standard or storage footboard
- Case pieces feature grey felt lined top drawers to protect precious items
- Dovetail construction and full extension glides create a drawer structure to stand the test of time
- Extras include a charming vanity desk and stool



## FEATURES



FINISH: WHITE



UPHOLSTERY: PINK LEATHERETTE



METAL EXTENSION DRAWER GLIDES



FRENCH FRONT, ENGLISH BACK DOVETAIL



BOX SPRING: NOT REQUIRED



## CAROLINE COLLECTION

- Opulent style fit for a princess; this youth collection sparkles
- Bed boasts decorative details including an upholstered headboard with rhinestone button tufting
- Versatile bed options include full and twin sizes and a choice of standard or storage footboard
- Case pieces feature pink felt lined top drawers to protect precious items
- Dovetail construction and full extension glides create a drawer structure to stand the test of time
- Extras include a charming vanity desk and stool

**A. 400721F Full Storage Bed**

59.00" w x 81.50" d x 55.00" h (13 slats)

**400721T Twin Storage Bed**

44.00" w x 81.25" d x 52.75" h (13 slats)

**B. 400722 Nightstand**

24.75" w x 17.25" d x 26.25" h

**C. 400723 Dresser**

56.00" w x 19.25" d x 36.25" h

**D. 400724 Mirror**

34.25" w x 1.75" d x 41.00" h

**E. 400725 Chest**

38.00" w x 19.75" d x 50.25" h

**F. 400726 Vanity Desk**

48.25" w x 21.50" d x 30.00" h

**G. 400727 Vanity Mirror**

35.25" w x 10.75" d x 34.00" h

**H. 400728 Vanity Stool**

19.00" w x 13.50" d x 18.50" h

## PRODUCT HIGHLIGHTS


**FELT LINED TOP DRAWERS:**  
Safely store jewelry or treasured keepsakes

**HARDWARE FINISH:** Clear rosette knobs

**PRODUCT MATERIALS:**  
Solid wood species: Poplar

**UNDERBED STORAGE:** Store away personal items

**OPTIONAL FINISHES:** Create a stronger design statement

**TESTED STATIC WEIGHT:**  
600 lbs (full) / 300 lbs (twin)

**60 LBS TIP OVER TEST:** Cases 30" and taller passed ASTM standards test

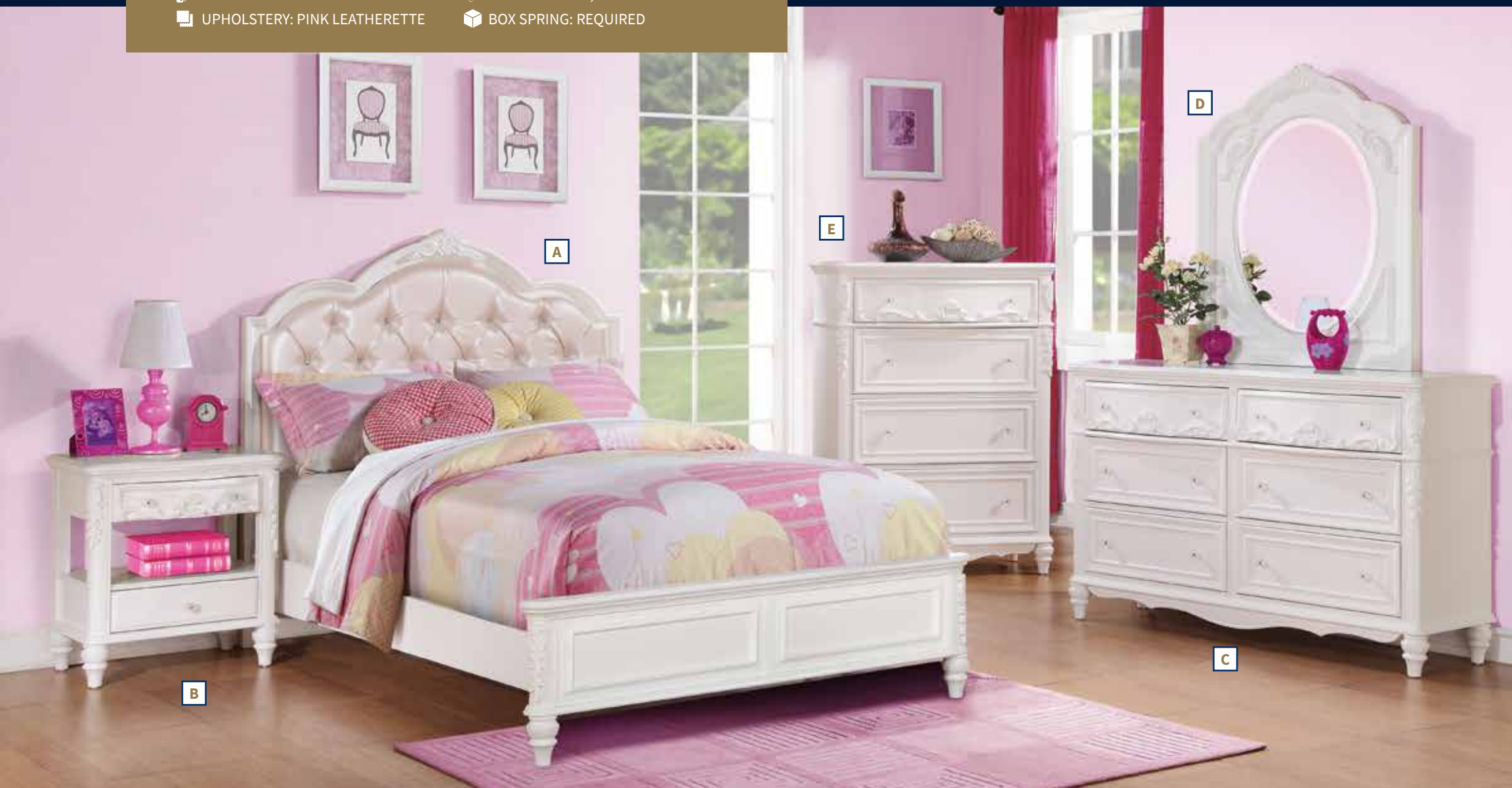



## FEATURES

- FINISH: WHITE
- UPHOLSTERY: PINK LEATHERETTE

- METAL EXTENSION DRAWER GLIDES
- FRENCH FRONT, ENGLISH BACK DOVETAIL
- BOX SPRING: REQUIRED

## YOUTH | COLLECTIONS



### PRODUCT HIGHLIGHTS

- FELT LINED TOP DRAWERS:** Safely store jewelry or treasured keepsakes
- HARDWARE FINISH:** Clear rosette knobs
- PRODUCT MATERIALS:** Solid wood species: Poplar
- OPTIONAL FINISHES:** Create a stronger design statement
- TESTED STATIC WEIGHT:** 600 lbs (full) / 300 lbs (twin)
- 60 LBS TIP OVER TEST:** Cases 30" and taller passed ASTM standards test

- A. 400720F Full Bed**  
59.00"w x 81.50"d x 55.00"h (3 slats)
- 400720T Twin Bed**  
44.00"w x 81.25"d x 52.75"h (3 slats)
- B. 400722 Nightstand**  
24.75"w x 17.25"d x 26.25"h
- C. 400723 Dresser**  
56.00"w x 19.25"d x 36.25"h
- D. 400724 Mirror**  
34.25"w x 1.75"d x 41.00"h
- E. 400725 Chest**  
38.00"w x 19.75"d x 50.25"h
- F. 400726 Vanity Desk**  
48.25"w x 21.50"d x 30.00"h
- G. 400727 Vanity Mirror**  
35.25"w x 10.75"d x 34.00"h
- H. 400728 Vanity Stool**  
19.00"w x 13.50"d x 18.50"h

### CAROLINE COLLECTION

- Opulent style fit for a princess; this youth collection sparkles
- Bed boasts decorative details including an upholstered headboard with rhinestone button tufting
- Versatile bed options include full and twin size options and a choice of standard or storage footboard
- Case pieces feature pink felt lined top drawers to protect precious items
- Dovetail construction and full extension glides create a drawer structure to stand the test of time
- Extras include a charming vanity desk and stool



## FEATURES

FINISH: MERCURY METALLIC

UPHOLSTERY: METALLIC LEATHERETTE

METAL EXTENSION DRAWER GLIDES

FRENCH FRONT, ENGLISH BACK DOVETAIL

BOX SPRING: REQUIRED



## LEIGHTON COLLECTION

- Metallic leatherette with wavy textured highlights this glamorous collection
- Headboard, footboard and case pieces feature glass mirror pieces for plenty of bling
- Nightstand has cord access to charge devices at the bedside
- Beveled dresser mirror is a lovely finishing touch
- Available in twin, full, queen, and king sizes
- Exclusive Coaster design

### A. 204921T Twin Bed

42.75"w x 80.25"d x 48.00"h (3 slats)

### 204921F Full Bed

57.75"w x 80.25"d x 48.00"h (3 slats)

### B. 204922 Nightstand

23.50"w x 16.50"d x 26.25"h

### C. 204923 Dresser

58.00"w x 16.50"d x 38.25"h

### D. 204924 Mirror

40.50"w x 1.25"d x 40.50"h

### E. 204925 Chest

32.00"w x 16.50"d x 48.25"h

### F. 204927 Vanity Desk + Stool

55.00"w x 16.50"d x 30.75"h

### G. 204928 Vanity Mirror

32.50"w x 1.50"d x 40.75"h

## PRODUCT HIGHLIGHTS



FELT LINED TOP DRAWERS:  
Safely store jewelry or treasured keepsakes



HARDWARE FINISH: Crystal finish knobs/handles



PRODUCT MATERIALS:  
Poplar wood, Asian hardwood & select woods



LEATHERETTE HEADBOARD:  
Elegant and durable upholstery



TESTED STATIC WEIGHT:  
600 lbs (full) / 300 lbs (twin)



60 LBS TIP OVER TEST: Cases 30" and taller passed ASTM standards test



## FEATURES

- FINISH: WHITE
- BOX SPRING: NOT REQUIRED

- CASES PIECES - KENLIN CENTER DRAWER GLIDES  
BED - METAL EXTENSION DRAWER GLIDES
- CASES PIECES - PIN CONSTRUCTION  
BED - ENGLISH DOVETAIL FRONT & BACK

## YOUTH | COLLECTIONS



### PRODUCT HIGHLIGHTS

- FELT LINED TOP DRAWERS: Safely store jewelry or treasured keepsakes
- HARDWARE FINISH: Silver finish knobs
- PRODUCT MATERIALS: Asian hardwood
- UNDERBED STORAGE: Store away personal items
- TESTED STATIC WEIGHT: 600 lbs
- 60 LBS TIP OVER TEST: Cases 30" and taller passed ASTM standards test

- A. 400239T Twin Storage Bed**  
43.00"w x 89.75"d x 52.25"h (12 slats)
- 400239F Full Storage Bed**  
58.00"w x 89.75"d x 52.25"h (12 slats)
- B. 400232 Nightstand**  
23.50"w x 16.00"d x 23.75"h
- C. 400233 Dresser**  
52.00"w x 17.50"d x 31.75"h
- D. 400234 Mirror**  
27.50"w x 0.75"d x 34.00"h
- E. 400235 Chest**  
23.50"w x 17.50"d x 47.75"h
- F. 400237 Computer Desk**  
48.00"w x 21.75"d x 31.00"h
- G. 400238 Hutch**  
44.00"w x 9.50"d x 39.50"h

### SELENA COLLECTION

- Coastal cottage-inspired design with Shaker details creates an inviting bedroom
- Versatile design fantastic for children, teens and adults
- Offered with optional platform storage bed 400239T(F) or platform sleigh bed 400231T(F)
- Crafted from Asian hardwood and veneer
- Felt-lined top drawers to protect precious pieces
- Collection includes a matching desk and hutch



Offered as platform sleigh bed 400231T(F)



## FEATURES

- FINISH: GLOSSY WHITE
- METAL EXTENSION DRAWER GLIDES

- PIN CONSTRUCTION FRONT & BACK
- BOX SPRING: NOT REQUIRED




### FELICITY COLLECTION

- Stellar contemporary design shows off clean lines and a cool, airy design aesthetic
- Designer white polyurethane finish polished to a superb high-gloss effect
- Modern Italian style upholstered bed with chrome and acrylic accents to perfectly match with the high gloss bedroom cases
- Polished chrome metal bar handles add minimalist appeal
- Spacious storage drawers boast felt-lining in top drawers
- Full extension glides create stability and smooth operation
- Collection offers three stylish bed options

- A. 300345T Twin Bed**  
42.25" w x 89.50" d x 40.25" h (14 slats)
- 300345F Full Bed**  
58.75" w x 89.50" d x 40.25" h (14 slats)
- B. 203502 Nightstand**  
23.25" w x 15.25" d x 22.50" h
- C. 203503 Dresser**  
63.00" w x 17.75" d x 34.00" h
- D. 203504 Mirror**  
46.00" w x 1.25" d x 37.25" h
- E. 203505 Chest**  
35.00" w x 17.75" d x 51.00" h

### PRODUCT HIGHLIGHTS

- ALL DRAWERS FELT LINED: Safely store jewelry or treasured keepsakes
- HARDWARE FINISH: Polished chrome metal finish pull handles
- LEATHERETTE HEADBOARD: Elegant and durable upholstery
- TESTED STATIC WEIGHT: 600 lbs
- 60 LBS TIP OVER TEST: Cases 30" and taller passed ASTM standards test



FEATURES

- FINISH: GLOSSY WHITE
- METAL EXTENSION DRAWER GLIDES

- PIN CONSTRUCTION FRONT & BACK
- BOX SPRING: REQUIRED



PRODUCT HIGHLIGHTS

- ALL DRAWERS FELT LINED: Safely store jewelry or treasured keepsakes
- HARDWARE FINISH: Polished chrome metal finish pull handles
- LED LIGHTING: Helps to create a cool and calm ambiance effect
- TESTED STATIC WEIGHT: 600 lbs
- 60 LBS TIP OVER TEST: Cases 30" and taller passed ASTM standards test

- A. 203500T Twin Bed**  
42.25" w x 82.00" d x 48.50" h (14 slats)
- B. 203500F Full Bed**  
58.75" w x 82.00" d x 48.50" h (14 slats)
- C. 203502 Nightstand**  
23.25" w x 15.25" d x 22.50" h
- D. 203503 Dresser**  
63.00" w x 17.75" d x 34.00" h
- E. 203504 Mirror**  
46.00" w x 1.25" d x 37.25" h
- F. 203505 Chest**  
35.00" w x 17.75" d x 51.00" h

FELICITY COLLECTION

- Exquisite contemporary design with clean lines and a cool, airy design aesthetic
- Designer white polyurethane coated and polished to a superb high-gloss finish
- Bed headboard features blue LED touch lighting for ambiance
- Polished chrome metal bar handles add minimalist appeal
- Spacious storage drawers include felt-lining in top drawers
- Full extension glides create stability and smooth operation
- Collection offers three stylish bed options



## FEATURES

WOOD FINISH: MAPLE OAK

PIN JOINT

METAL EXTENSION DRAWER GLIDES

BOX SPRING: NOT REQUIRED



## GREENOUGH COLLECTION

- Transitional style that is versatile for children to teens to guest rooms
- Rich maple oak finish
- Sleek panel bed available in twin
- Generous reversible storage bed with bookcase headboard
- Clean, modern line maintained with fingertip drawer pulls
- Recessed picture frame drawer fronts add character
- Beveled mirror

- A. 400820T Twin Storage Bed**  
41.50"w x 85.25"d x 48.25"h (14 slats)
- B. 400822 Nightstand**  
23.50"w x 14.75"d x 24.00"h
- C. 400823 Dresser**  
51.25"w x 16.25"d x 33.75"h
- D. 400824 Mirror**  
31.00"w x 0.75"d x 30.75"h
- E. 400825 Chest**  
35.25"w x 16.25"d x 43.00"h

## PRODUCT HIGHLIGHTS



**FELT LINED TOP DRAWERS:**  
Safely store jewelry or treasured keepsakes



**PRODUCT MATERIALS:**  
Poplar wood, Asian hardwood & select woods



**UNDERBED STORAGE:** Store away personal items



**BOOKCASE HEADBOARD:** Store and organize your favorite books at a arms reach



**TESTED STATIC WEIGHT:**  
300 lbs



**60 LBS TIP OVER TEST:** Cases 30" and taller passed ASTM standards test

## FEATURES

WOOD FINISH: MAPLE OAK

PIN JOINT





METAL EXTENSION DRAWER GLIDES

BOX SPRING: REQUIRED

YOUTH | COLLECTIONS



### PRODUCT HIGHLIGHTS

-  FELT LINED TOP DRAWERS:  
Safely store jewelry or treasured keepsakes
-  PRODUCT MATERIALS:  
Poplar wood, Asian hardwood & select woods
-  TESTED STATIC WEIGHT:  
300 lbs
-  60 LBS TIP OVER TEST: Cases 30" and taller passed ASTM standards test

- A. 400821T Twin Panel Bed**  
42.25"w x 79.25"d x 48.00"h (4 slats)
- 400821F Full Panel Bed**  
57.25"w x 79.25"d x 48.00"h (4 slats)
- B. 400822 Nightstand**  
23.50"w x 14.75"d x 24.00"h
- C. 400823 Dresser**  
51.25"w x 16.25"d x 33.75"h
- D. 400824 Mirror**  
31.00"w x 0.75"d x 30.75"h
- E. 400825 Chest**  
35.25"w x 16.25"d x 43.00"h

### GREENOUGH COLLECTION

- Transitional style that is versatile for children to teens to guests rooms
- Rich maple oak finish
- Sleek panel bed available in twin and full
- Clean, modern line maintained with fingertip drawer pulls
- Recessed picture frame drawer fronts add character
- Beveled mirror



## FEATURES

WOOD FINISH: GUNSMOKE

KENLIN CENTER DRAWER GLIDES

ENGLISH DOVETAIL FRONT &amp; BACK

BOX SPRING: NOT REQUIRED

## NAPOLEON COLLECTION

- Captain's bed collection adds plenty of storage to any bedroom
- Gunsmoke finish and vertical plank accents add detail
- Storage side rails/drawers are interchangeable with multiple bed options
- Nightstand includes easy-access USB charging ports
- Beveled mirror
- Corner case is finished on all sides for maximum versatility

**A. 400931T Twin Storage Bed** (no headboard)  
42.00"w x 78.50"d x 15.25"h (13 slats)  
**400931F Full Size Storage Bed** (no headboard)  
57.00"w x 78.75"d x 15.25"h (13 slats)

**B. 400936T Twin Panel Headboard**  
43.50"w x 2.25"d x 41.00"h  
**400936F Full Panel Headboard**  
58.50"w x 2.25"d x 41.00"h

**C. 400937 Corner** (beds sold separately)  
43.75"w x 43.75"d x 40.25"h








**D. 400932 Nightstand**  
18.00"w x 15.00"d x 27.25"h

**E. 400933 Dresser**  
62.25"w x 16.25"d x 36.25"h

**F. 400934 Mirror**  
44.00"w x 1.50"d x 38.00"h

**G. 400935 Chest**  
37.25"w x 16.00"d x 40.75"h

## PRODUCT HIGHLIGHTS

-  **HARDWARE FINISH:**  
Matte black handles
-  **PRODUCT MATERIALS:**  
Wood type: Pine wood  
Veneer: Pine
-  **USB PORTS:** Conveniently connect your digital devices
-  **UNDERBED STORAGE:** Store away personal items
-  **CONVERTIBLE BED:** Configure bed structure to meet your needs
-  **TESTED STATIC WEIGHT:**  
400 lbs
-  **50 LBS TIP OVER TEST:** Cases 30" and taller passed ASTM standards test



# NAPOLEON YOUTH BED OPTIONS





## FEATURES

FINISH: WARM BROWN

KENLIN CENTER DRAWER GLIDES

PIN CONSTRUCTION FRONT & BACK

BOX SPRING: NOT REQUIRED



### HILLARY COLLECTION

- Save space in a kid's bedroom or guest suite while enjoying a rich finish and stylish details
- Bookcase Captain's bed has six open shelves
- Plentiful storage underneath the bed with multiple drawer and shelf options
- Underbed storage unit works on either bed side
- Transitional design works for children to adults

- A. 400280T Twin Bed**  
41.25"w x 88.25"d x 50.00"-24.75"h (14 slats)  
**400280F Full Bed**  
56.25"w x 88.25"d x 50.00"- 24.75"h (14 slats)  
**B. 200642 Nightstand**  
28.00"w x 16.75"d x 24.50"h  
**C. 200645 Chest**  
35.75"w x 16.75"d x 50.50"h

### PRODUCT HIGHLIGHTS

- HARDWARE FINISH:** Nickel finish knobs/handles
- PRODUCT MATERIALS:** Solid wood species: Asian wood  
Veneer material: Maple veneer
- UNDERBED STORAGE:** Store away personal items
- BOOKCASE HEADBOARD:** Store and organize your favorite books at a arms reach
- TESTED STATIC WEIGHT:** 300 lbs
- 50 LBS TIP OVER TEST:** Cases 30" and taller passed ASTM standards test



## FEATURES

FINISH: CAPPUCCINO

KENLIN CENTER DRAWER GLIDES

PIN CONSTRUCTION FRONT & BACK

BOX SPRING: NOT REQUIRED

## YOUTH | COLLECTIONS

### PHOENIX COLLECTION

- Transitional design highlighted with arched bevel drawer fronts and a rich cappuccino finish
- Storage bed options maximize space in your room
- Matching desk, hutch and chair available
- Options include storage bed in twin or full
- Daybed with storage headboard also available

#### A. 400180T Twin Storage Bed

41.25"w x 88.25"d x 50.00"-24.75"h (14 slats)

#### 400180F Full Storage Bed

56.25"w x 88.25"d x 50.00"-24.75"h (14 slats)

#### B. 400410T Twin Daybed with Storage

77.75"w x 51.50"d x 50.50"h (14 slats)

#### 400410F Full Daybed with Storage

77.75"w x 66.50"d x 50.50"h (14 slats)

#### C. 200412 Nightstand

28.00"w x 16.75"d x 24.50"h

#### D. 200415 Chest

35.75"w x 16.75"d x 50.50"h

#### E. 400187 Computer Desk

49.25"w x 23.00"d x 31.25"h

#### F. 400188 Hutch

45.50"w x 9.25"d x 42.75"h

#### G. 400189 Chair

17.25"w x 21.50"d x 35.00"h

Seat 17.75"d x 18.00"h

### PRODUCT HIGHLIGHTS



**HARDWARE FINISH:**  
Brushed nickel



**PRODUCT MATERIALS:**  
Solid wood species: Asian hardwood  
Veneer material: Maple veneer



**UNDERBED STORAGE:** Store away personal items



**BOOKCASE HEADBOARD:** Store and organize your favorite books at a arms reach



**TESTED STATIC WEIGHT:**  
300 lbs







**50 LBS TIP OVER TEST:** Cases 30" and taller passed ASTM standards test





## FEATURES

 FINISH: WHITE  
 EURO DRAWER GLIDES

 ENGLISH DOVETAIL FRONT & BACK  
 BOX SPRING: REQUIRED



## DOMINIQUE COLLECTION

- French country design ensures a sweeter room
- Cool white finish is a perfect complement to various bedding colors and designs that changes the look of the room as your child grows
- Charming bed features flared posts, simple curved molding, and an arched headboard
- Case pieces feature classic silver metal knobs and plentiful drawer storage
- Box spring required

**A. 400561T Twin Bed**

43.75"w x 79.75"d x 52.25"h (4 slats)

**400561F Full Bed**

58.75"w x 79.75"d x 54.25"h (4 slats)

**B. 400562 Nightstand**

23.50"w x 16.25"d x 24.25"h

**C. 400563 Dresser**

52.50"w x 17.25"d x 34.50"h




**D. 400564 Mirror**

33.75"w x 1.00"d x 33.75"h

**E. 400565 Chest**

34.25"w x 17.25"d x 44.50"h

## PRODUCT HIGHLIGHTS

-  **HARDWARE FINISH:**  
Silver metal finish knobs
-  **PRODUCT MATERIALS:**  
Asian & tropical hardwood
-  **TESTED STATIC WEIGHT:**  
600 lbs (full) / 300 lbs (twin)
-  **50 LBS TIP OVER TEST:** Cases 30" and taller passed ASTM standards test

# FEATURES

FINISH: WHITE

KENLIN CENTER DRAWER GLIDES

PIN CONSTRUCTION

BOX SPRING: NOT REQUIRED

## YOUTH | COLLECTIONS



### PRODUCT HIGHLIGHTS

- FELT LINED TOP DRAWERS: Safely store jewelry or treasured keepsakes
- HARDWARE FINISH: Silver finish knobs
- PRODUCT MATERIALS: Asian hardwood
- TESTED STATIC WEIGHT: 600 lbs
- 50 LBS TIP OVER TEST: Cases 30" and taller passed ASTM standards test

#### A. 400231T Twin Bed

41.50" w x 82.75" d x 46.00" h (14 slats)

#### 400231F Full Bed

56.50" w x 82.75" d x 46.00" h (14 slats)

#### B. 400232 Nightstand

23.50" w x 16.00" d x 23.75" h

#### C. 400233 Dresser

52.00" w x 17.50" d x 31.75" h

#### D. 400234 Mirror

27.50" w x 0.75" d x 34.00" h

#### E. 400235 Chest

23.50" w x 17.50" d x 47.75" h

#### F. 400237 Computer Desk

48.00" w x 21.75" d x 31.00" h

#### G. 400238 Hutch

44.00" w x 9.50" d x 39.50" h

### SELENA COLLECTION

- Shaker details accentuate coastal cottage design to create an inviting, relaxed bedroom collection
- Offered with optional platform storage bed 400239T(F) or platform sleigh bed 400231T(F)
- Crisp white finish is a versatile choice accommodating the changing tastes of childhood
- Felt-lined top drawers protect precious treasures
- Crafted from tropical hardwood
- Great for everyone, from children to teens and adults
- Matching desk and hutch available for a coordinated bedroom suite



## FEATURES

FINISH: RUSTIC HONEY

KENLIN CENTER DRAWER GLIDES

DRAWER PIN (TOP DRAWER ONLY)

FRENCH FRONT, ENGLISH BACK DOVETAIL

BOX SPRING: NOT REQUIRED



## BRENNER COLLECTION

- Rustic flourishes catch the eye and a rustic honey finish brings warm charm to any bedroom
- Choose between a standard bed or a bed with convenient storage in its footboard
- Bed is offered in a full range of sizes, including twin, full, queen and king
- Crafted with solid hardwood drawer fronts and case tops, making this collection an exceptional value

- A. 205260T Twin Storage Bed**  
44.00" w x 81.00" d x 57.25" h (12 slats)
- 205260F Full Storage Bed**  
59.00" w x 81.00" d x 57.25" h (12 slats)
- B. 205262 Nightstand**  
28.00" w x 17.25" d x 28.00" h
- C. 205263 Dresser**  
66.25" w x 18.00" d x 38.25" h
- D. 205264 Mirror**  
48.75" w x 1.75" d x 38.00" h
- E. 205265 Chest**  
39.00" w x 18.00" d x 56.00" h

## PRODUCT HIGHLIGHTS

- FELT LINED TOP DRAWERS: Safely store jewelry or treasured keepsakes
- HARDWARE FINISH: Pull handle  
Black finished metal knobs
- PRODUCT MATERIALS:  
Asian & select hardwood  
ruberwood veneer
- UNDERBED STORAGE: Store away personal items
- TESTED STATIC WEIGHT:  
600 lbs
- 50 LBS TIP OVER TEST: Cases 30" and taller passed ASTM standards test



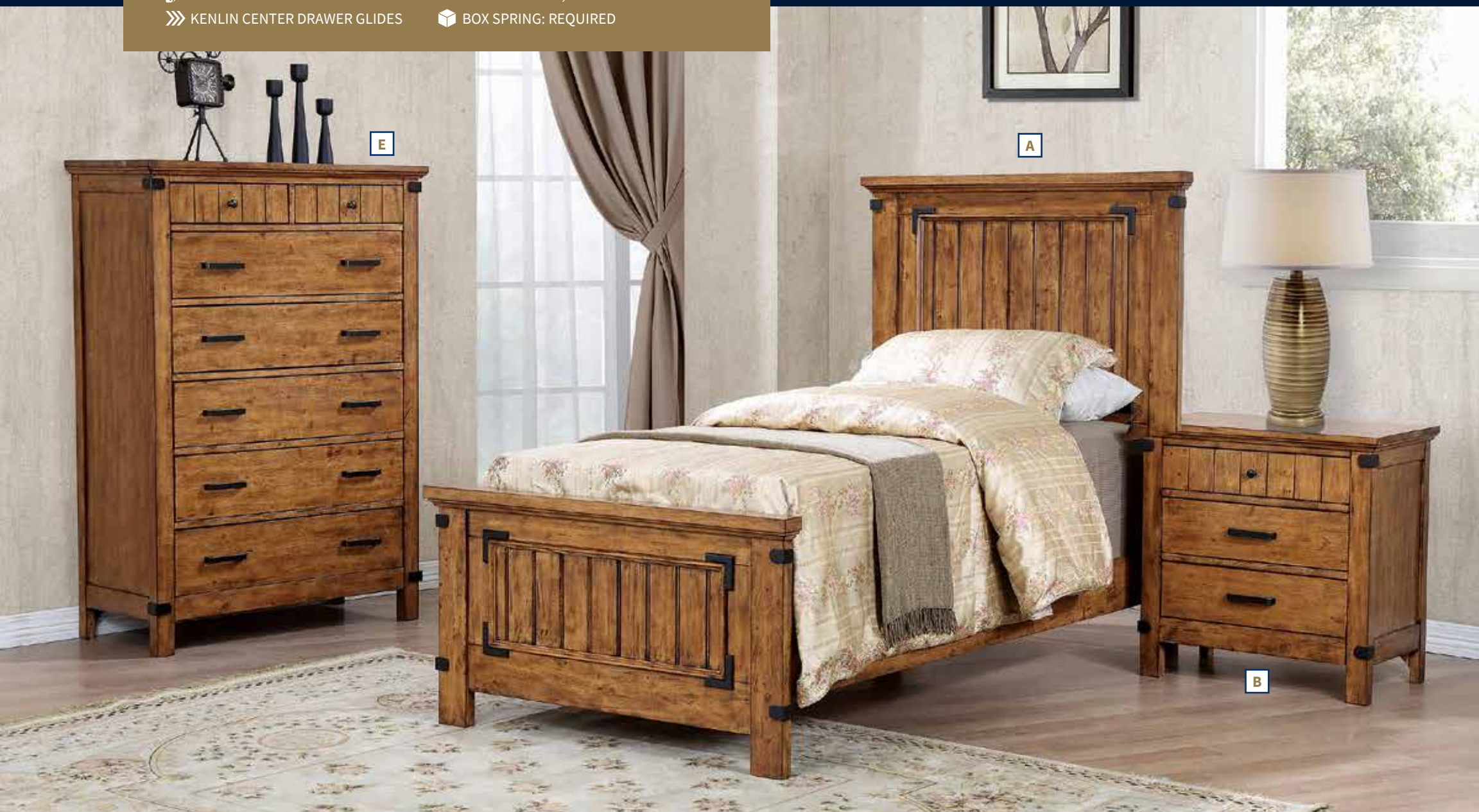


## FEATURES

- FINISH: RUSTIC HONEY
- KENLIN CENTER DRAWER GLIDES

- DRAWER PIN (TOP DRAWER ONLY)
- FRENCH FRONT, ENGLISH BACK DOVETAIL
- BOX SPRING: REQUIRED

## YOUTH | COLLECTIONS



### PRODUCT HIGHLIGHTS

- FELT LINED TOP DRAWERS: Safely store jewelry or treasured keepsakes
- HARDWARE FINISH: Pull handle Black finished metal knobs
- PRODUCT MATERIALS: Asian & select hardwood rubberwood veneer
- TESTED STATIC WEIGHT: 600 lbs
- 50 LBS TIP OVER TEST: Cases 30" and taller passed ASTM standards test

- A. 205261T Twin Bed**  
44.00"w x 81.00"d x 57.25"h (4 slats)
- 205261F Full Bed**  
59.00"w x 81.00"d x 57.25"h (4 slats)
- B. 205262 Nightstand**  
28.00"w x 17.25"d x 28.00"h
- C. 205263 Dresser**  
66.25"w x 18.00"d x 38.25"h
- D. 205264 Mirror**  
48.75"w x 1.75"d x 38.00"h
- E. 205265 Chest**  
39.00"w x 18.00"d x 56.00"h

### BRENNER COLLECTION

- Rustic flourishes catch the eye and a rustic honey finish brings warm charm to any bedroom
- Choose between a standard bed or a bed with convenient storage in its footboard
- Bed is offered a full range of sizes, including twin, full, queen and king
- Crafted with solid hardwood drawer fronts and case tops, making this collection an exceptional value



## FEATURES



FINISH: WHITE



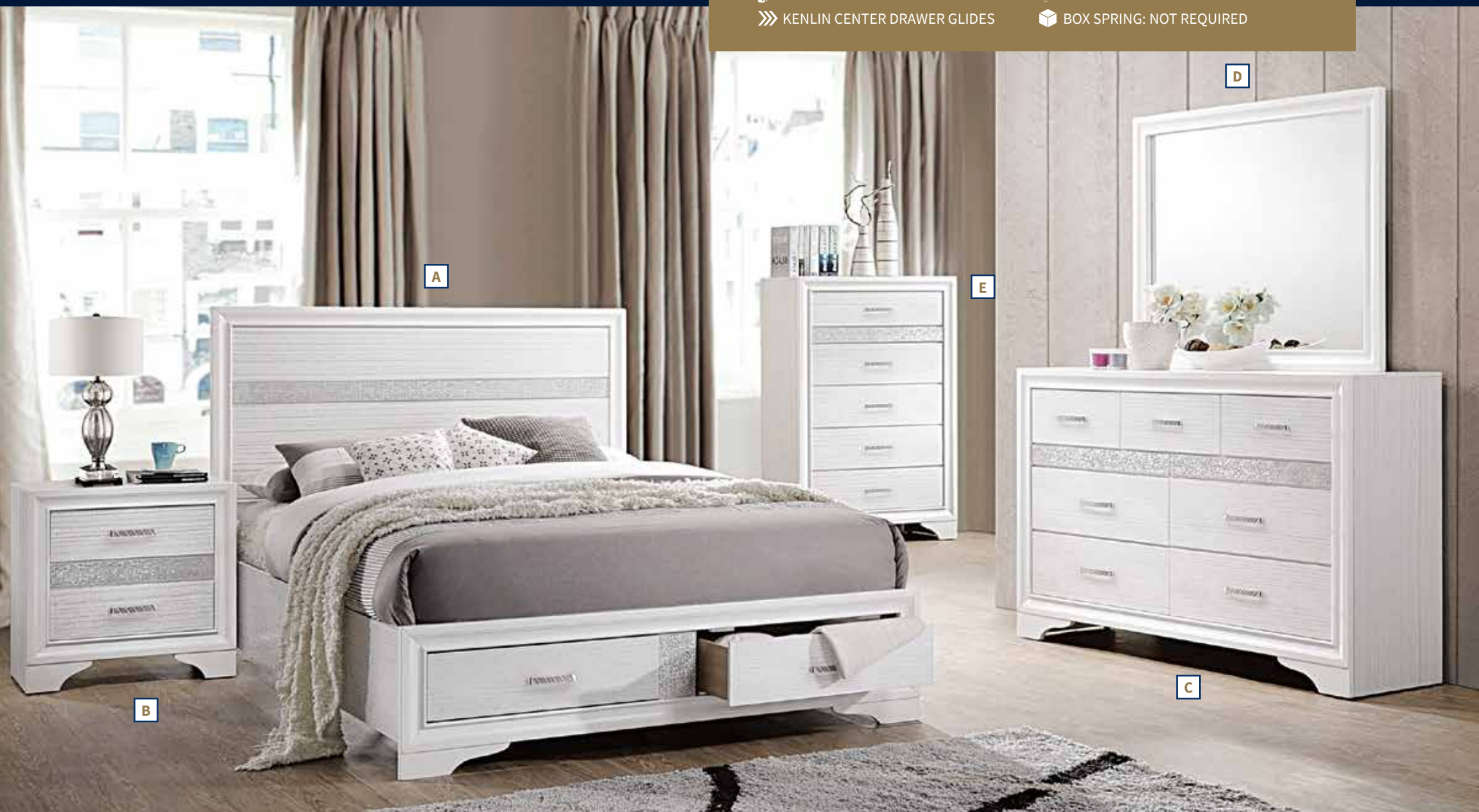
KENLIN CENTER DRAWER GLIDES



ENGLISH DOVETAIL FRONT &amp; BACK



BOX SPRING: NOT REQUIRED



## MIRANDA COLLECTION

- Glittering stripes add energy to a contemporary design with glamour at the forefront
- Elegant and timeless design with just the right amount of bling
- Bed features storage in the footboard and is fully slatted
- Chest and dresser have hidden felt-lined drawers to protect your jewelry
- Exclusive rhinestone pull handles set this collection apart
- Available in a white or black finish

**A. 205111T Twin Bed**

42.25"w x 78.00"d x 50.25"h (5 slats)

**205111F Full Bed**

57.25"w x 78.00"d x 50.25"h (5 slats)

**B. 205112 Nightstand**

26.00"w x 16.50"d x 26.00"h

**C. 205113 Dresser**

63.00"w x 16.50"d x 38.75"h

**D. 205114 Mirror**

46.50"w x 1.00"d x 36.50"h

**E. 205115 Chest**

34.25"w x 16.50"d x 51.25"h

## PRODUCT HIGHLIGHTS


**FELT LINED TOP DRAWERS:**  
Safely store jewelry or treasured keepsakes

**HARDWARE FINISH:** Rhinestone pull handles

**PRODUCT MATERIALS:**  
Asian hardwood & 3D foil paper veneer

**UNDERBED STORAGE:** Store away personal items

**TESTED STATIC WEIGHT:**  
600 lbs


**50 LBS TIP OVER TEST:** Cases 30" and taller passed ASTM standards test


## FEATURES

- FINISH: BLACK
- KENLIN CENTER DRAWER GLIDES

- ENGLISH DOVETAIL FRONT & BACK
- BOX SPRING: NOT REQUIRED

## YOUTH | COLLECTIONS



### PRODUCT HIGHLIGHTS

- FELT LINED TOP DRAWERS: Safely store jewelry or treasured keepsakes
- HARDWARE FINISH: Rhinestone pull handles
- PRODUCT MATERIALS: Asian hardwood & 3D foil paper veneer
- UNDERBED STORAGE: Store away personal items
- TESTED STATIC WEIGHT: 600 lbs
- 50 LBS TIP OVER TEST: Cases 30" and taller passed ASTM standards test

- A. 206361T Twin Storage Bed**  
42.25" w x 78.00" d x 50.25" h (5 slats)
- 206361F Full Storage Bed**  
57.25" w x 78.00" d x 50.25" h (5 slats)
- B. 206362 Nightstand**  
26.00" w x 16.50" d x 26.00" h
- C. 206363 Dresser**  
63.00" w x 16.50" d x 38.75" h
- D. 206364 Mirror**  
46.50" w x 1.00" d x 36.50" h
- E. 206365 Chest**  
34.25" w x 16.50" d x 51.25" h

### MIRANDA COLLECTION

- Glittering stripes add energy to a contemporary design with glamour at the forefront
- Elegant and timeless design with just the right amount of bling
- Bed features storage in the footboard and is fully slatted
- Chest and dresser have hidden felt-lined drawers to protect your jewelry
- Exclusive rhinestone pull handles set this collection apart
- Available in a white or black finish



## FEATURES



FINISH: METALLIC STERLING



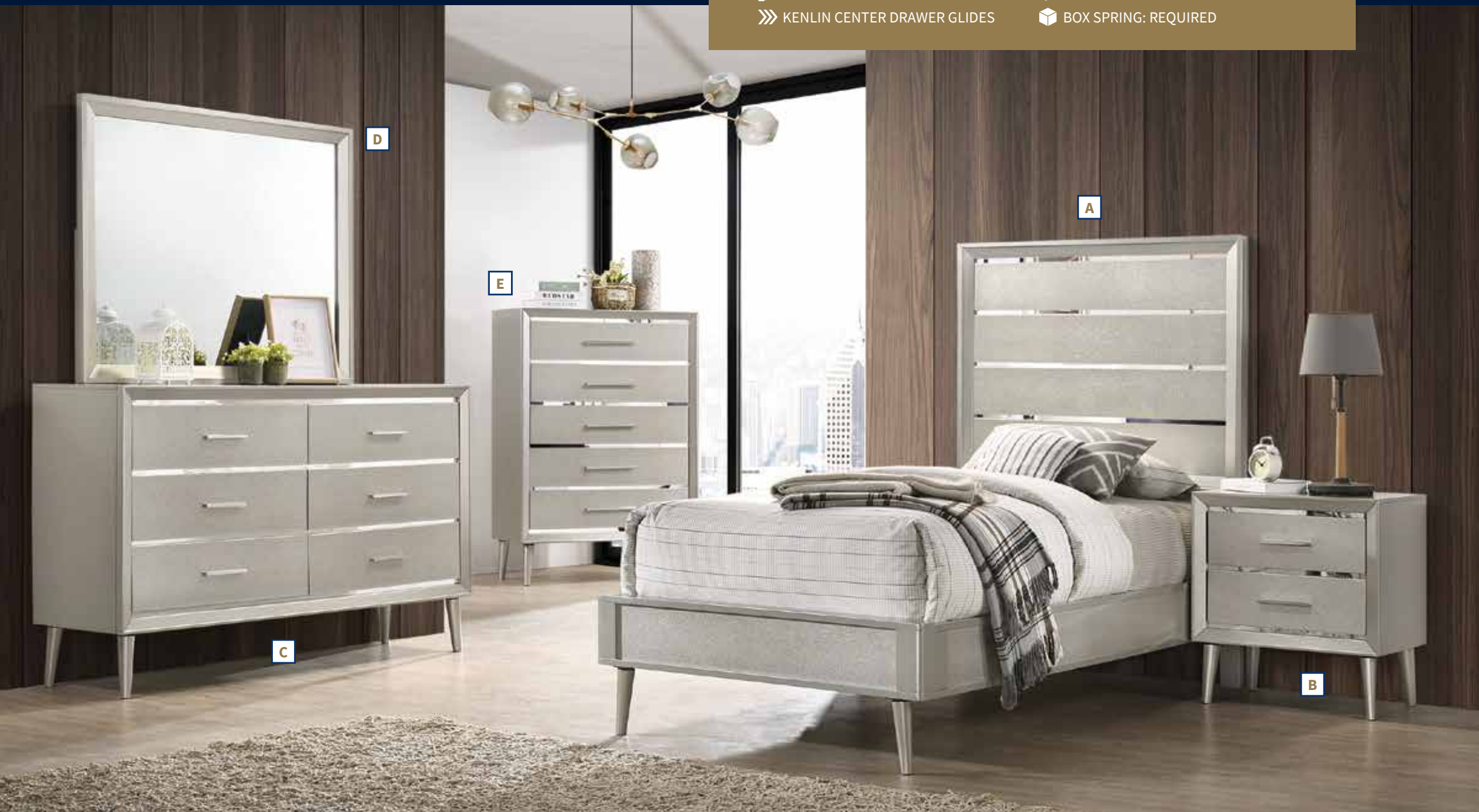
ENGLISH DOVETAIL FRONT & BACK



KENLIN CENTER DRAWER GLIDES



BOX SPRING: REQUIRED



## RAMON COLLECTION

- A glammed up take on a retro mid-century modern style that sparkles
- Metallic silver finish with mirrored acrylic horizontal reveals with beveled picture frame design
- Bed is offered E King to Twin sizes
- Felt lined top drawers
- Round tapered wooden legs and wide metal hardware make this a modern must have!

### A. 222701T Twin Bed

42.25"w x 80.00"d x 59.00"h (4 slats)

### 222701F Full Bed

57.25"w x 80.00"d x 59.00"h (4 slats)

### B. 222702 Nightstand

23.50"w x 16.50"d x 25.75"h

### C. 222703 Dresser

59.25"w x 16.50"d x 36.75"h

### D. 222704 Mirror

45.75"w x 0.75"d x 35.50"h

### E. 222705 Chest

33.75"w x 16.75"d x 50.50"

## PRODUCT HIGHLIGHTS



FELT LINED TOP DRAWERS:  
Safely store jewelry or treasured keepsakes



HARDWARE FINISH:  
Crystal bling pull chrome handles



PRODUCT MATERIALS:  
Wood type: Asian hardwood, MDF



TESTED STATIC WEIGHT:  
600 lbs




50 LBS TIP OVER TEST: Cases 30"  
and taller passed ASTM standards test

FEATURES

- FINISH: BARK WOOD
- KENLIN CENTER DRAWER GLIDES

- FRENCH FRONT, ENGLISH BACK DOVETAIL
- BOX SPRING: NOT REQUIRED (205430)
- BOX SPRING: REQUIRED (205431)





YOUTH | COLLECTIONS



B

BED SIZES:  
Available in all bed sizes

PRODUCT HIGHLIGHTS

-  **HARDWARE FINISH:** Antique nickel handles
-  **PRODUCT MATERIALS:** Asian hardwood, okume veneer, MDF, particle board, MDF + leatherette paper & select woods
-  **UNDERBED STORAGE:** Store away personal items
-  **TESTED STATIC WEIGHT:** 600 lbs
-  **50 LBS TIP OVER TEST:** Cases 30" and taller passed ASTM standards test

- A. 205430T Twin Storage Bed**  
43.50" w x 82.25" d x 54.75" h (13 slat)
- 205430F Full Storage Bed**  
58.50" w x 82.25" d x 54.75" h (3 slats)
- B. 205431T Twin Bed**  
43.50" w x 82.25" d x 54.75" h (4 slats)
- 205431F Full Bed**  
58.50" w x 82.25" d x 54.75" h (4 slats)
- C. 205432 Nightstand**  
23.75" w x 15.75" d x 25.00" h
- D. 205433 Dresser**  
54.75" w x 15.75" d x 41.00" h
- E. 205434 Mirror**  
38.00" w x 1.75" d x 42.00" h
- F. 205435 Chest**  
35.50" w x 15.75" d x 48.00" h

NEWBERRY COLLECTION

- A transitional style with clean lines in a bark wood finish
- Your choice of bed with or without storage
- Make it traditional or contemporary with your own room decor
- Exclusive to Coaster



## FEATURES



FINISH: BLACK



UPHOLSTERY: GREY LEATHERETTE



KENLIN CENTER DRAWER GLIDES



ENGLISH DOVETAIL FRONT & BACK



BOX SPRING: REQUIRED

## CARLTON COLLECTION

- Vertical details and a black finish deliver a handsome presentation to your bedroom
- Bed features a grey padded leatherette headboard and footboard
- Scaled for a youth bedroom and sure to impress
- Mirror accentuated with leatherette padding topping its frame
- Exceptional value can look handsome and effortlessly stylish
- Also available in a cappuccino wood finish

**A. 215861T Twin Bed**

42.25"w x 80.00"d x 50.50"h (4 slats)

**B. 215861F Full Bed**

57.00"w x 80.00"d x 50.50"h (4 slats)

**C. 215862 Nightstand**

21.75"w x 15.25"d x 26.25"h

**D. 215863 Dresser**

56.25"w x 15.25"d x 38.75"h

**E. 215864 Mirror**

39.00"w x 1.00"d x 38.00"h

**F. 215865 Chest**

29.75"w x 15.25"d x 48.25"h

## PRODUCT HIGHLIGHTS



LEATHERETTE HEADBOARD:  
Elegant and durable upholstery



HARDWARE FINISH: Nickel  
finished knobs



PRODUCT MATERIALS:  
Asian hardwood/tropical wood,  
okume veneer



W CLEANING CODE: Use water-  
based cleaning agent, do not  
over wet



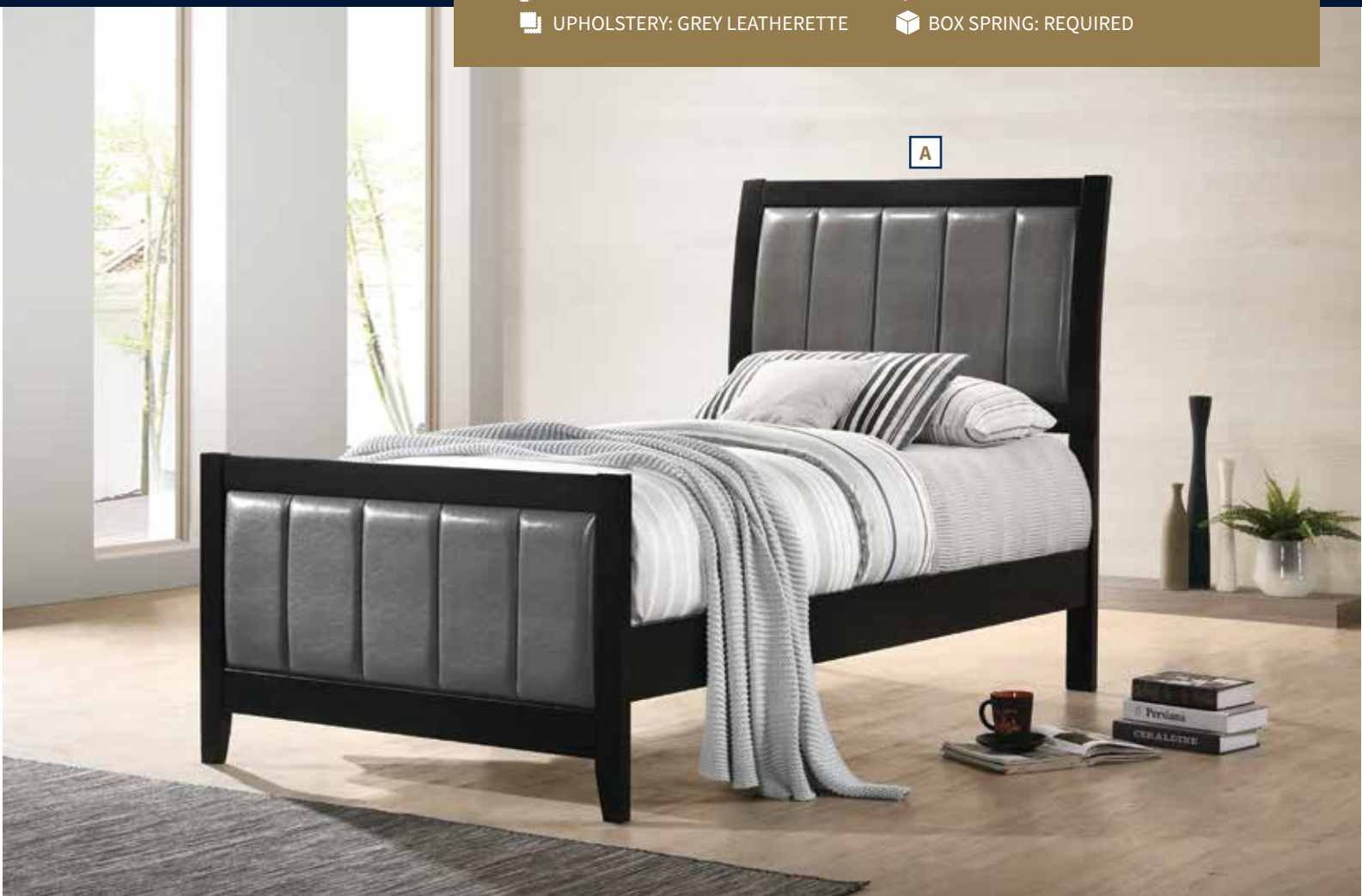
OPTIONAL COLORS: Create a  
stronger design statement



TESTED STATIC WEIGHT:  
600 lbs



50 LBS TIP OVER TEST: Cases  
30" and taller passed ASTM  
standards test



## FEATURES

 FINISH: CAPPUCCINO

 UPHOLSTERY: BLACK

 KENLIN CENTER DRAWER GLIDES

 ENGLISH DOVETAIL FRONT & BACK

 BOX SPRING: REQUIRED

## YOUTH | COLLECTIONS

### CARLTON COLLECTION

- Vertical details and a rich cappuccino finish deliver a handsome presentation to your bedroom
- Bed features a black padded leatherette headboard and footboard
- Scaled for a youth bedroom and sure to impress
- Mirror accentuated with leatherette padding topping its frame
- Exceptional value can look handsome and effortlessly stylish
- Also available in a black wood finish

#### A. 202091T Twin Bed

42.25"w x 80.00"d x 50.50"h (4 slats)

#### B. 202091F Full Bed

57.00"w x 80.00"d x 50.50"h (4 slats)

#### C. 202092 Nightstand

21.75"w x 15.25"d x 26.25"h

#### D. 202093 Dresser

56.25"w x 15.25"d x 38.75"h








#### E. 202094 Mirror

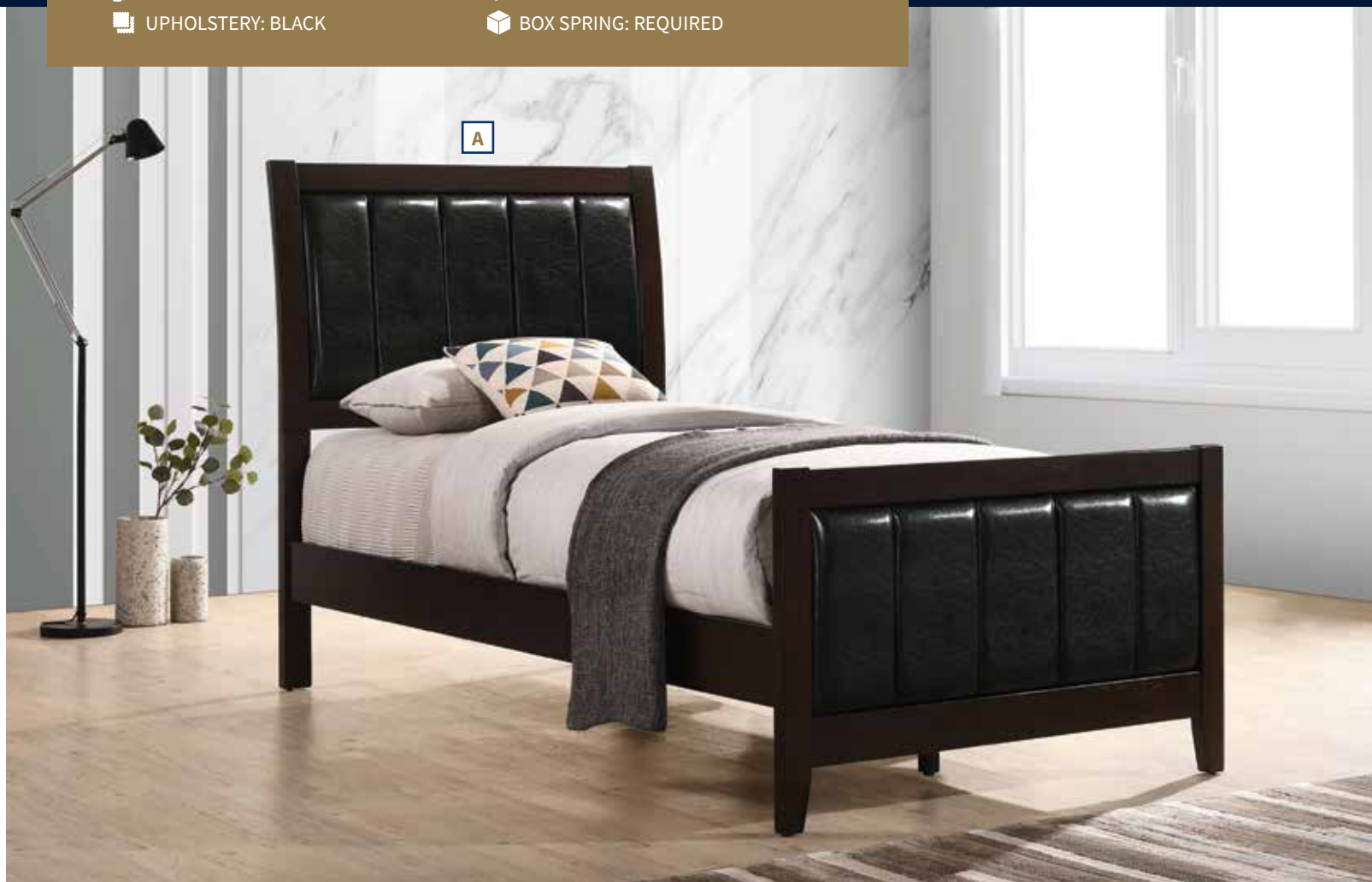
39.00"w x 1.00"d x 38.00"h

#### F. 202095 Chest

29.75"w x 15.25"d x 48.25"h

### PRODUCT HIGHLIGHTS

-  LEATHERETTE HEADBOARD: Elegant and durable upholstery
-  HARDWARE FINISH: Nickel finished knobs
-  PRODUCT MATERIALS: Asian hardwood/tropical wood, okume veneer
-  W CLEANING CODE: Use water-based cleaning agent, do not over wet
-  OPTIONAL COLORS: Create a stronger design statement
-  TESTED STATIC WEIGHT: 600 lbs
-  50 LBS TIP OVER TEST: Cases 30" and taller passed ASTM standards test





## FEATURES

- FINISH: NATURAL OAK
- KENLIN CENTER DRAWER GLIDES

- FRENCH FRONT, ENGLISH BACK DOVETAIL
- BOX SPRING: NOT REQUIRED (205460)
- BOX SPRING: REQUIRED (205461)



## WENHAM COLLECTION

- Modern and charming coastal style with turned legs
- Bed is available with or without storage
- Natural oak engineered paper veneer that is easy to care for and a great value

- A. 205460T Twin Storage Bed**  
42.25" w x 79.50" d x 54.00" h (13 slats)
- 205460F Full Storage Bed**  
57.25" w x 79.50" d x 54.00" h (13 slats)
- B. 205461T Twin Bed**  
42.25" w x 79.50" d x 54.00" h (4 slats)
- 205461F Full Bed**  
57.25" w x 79.50" d x 54.00" h (4 slats)
- C. 205462 Nightstand**  
23.75" w x 16.25" d x 28.75" h
- D. 205463 Dresser**  
59.50" w x 16.25" d x 38.00" h
- E. 205464 Mirror**  
39.00" w x 0.75" d x 39.50" h
- F. 205465 Chest**  
34.00" w x 16.25" d x 52.00" h

## PRODUCT HIGHLIGHTS

- BLACK FELT LINED TOP DRAWERS: Safely store jewelry or treasured keepsakes
- HARDWARE FINISH: Brush nickel knobs
- PRODUCT MATERIALS: Asian hardwood, 3-D veneer, MDF, particle board & select woods
- BED SIZES: Available in all bed sizes
- UNDERBED STORAGE: Store away personal items
- TESTED STATIC WEIGHT: 600 lbs
- 50 LBS TIP OVER TEST: Cases 30" and taller passed ASTM standards test



## FEATURES

- FINISH: WHITE
- CENTER METAL DRAWER GLIDES

- FRENCH FRONT, PIN BACK
- BOX SPRING: REQUIRED

## YOUTH | COLLECTIONS



### PRODUCT HIGHLIGHTS

- HARDWARE FINISH:** Antique brass finish handles
- OPTIONAL FINISHES:** Create a stronger design statement
- TESTED STATIC WEIGHT:** 600 lbs (full) / 300 lbs (twin)
- 50 LBS TIP OVER TEST:** Cases 30" and taller passed ASTM standards test

- A. 204691T Twin Bed**  
41.00"w x 87.00"d x 47.00"h (4 slats)
- 204691F Full Bed**  
56.25"w x 87.00"d x 47.00"h (4 slats)
- B. 204692 Nightstand**  
21.75"w x 15.75"d x 24.25"h
- C. 204693 Dresser**  
61.00"w x 18.00"d x 34.25"h
- D. 204694 Mirror**  
38.25"w x 1.00"d x 38.25"h
- E. 204695 Chest**  
33.00"w x 18.00"d x 48.25"h

### LOUIS PHILIPPE COLLECTION

- Traditional Louis Philippe style bed features slightly higher headboard with classic appeal
- Bed is offered in twin and full sizes
- Offered in cappuccino, white, red brown, and black finishes
- Center metal glides and French dovetailing create a sturdy drawer foundation
- Metal bail drawer pulls add a traditional finishing touch



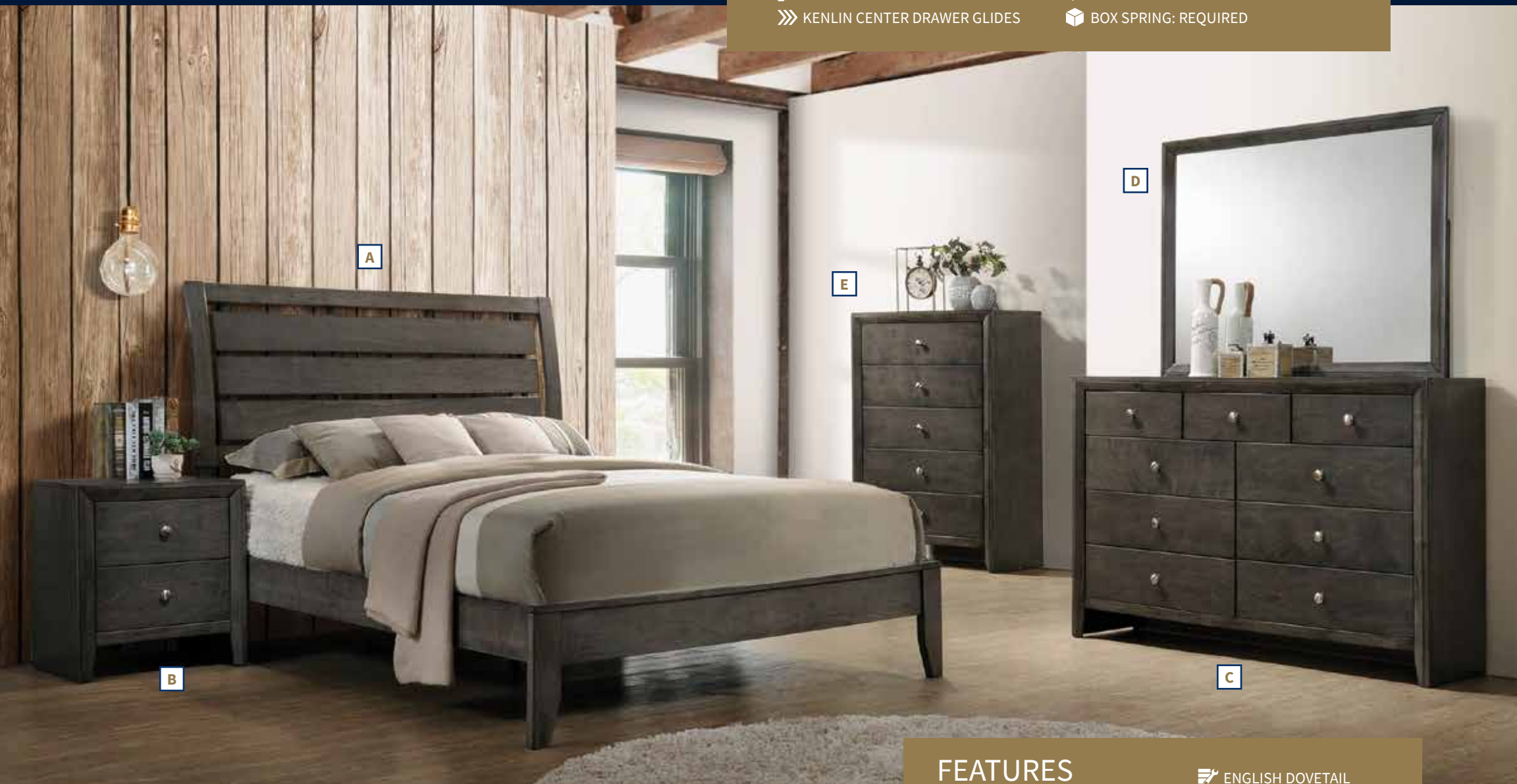
## FEATURES

FINISH: MOD GREY

KENLIN CENTER DRAWER GLIDES

ENGLISH DOVETAIL FRONT & BACK

BOX SPRING: REQUIRED



## SERENITY COLLECTION

- Mod grey wood finish showcases coastal influences
- Horizontal slats add visual interest
- Transitional in style for maximum flexibility in home decor
- Low profile platform bed is excellent for smaller sized rooms and is available from twin to California king
- Also offered in a rich merlot wood finish

### A. 215841T Twin Bed

43.00" w x 81.50" d x 50.50" h (4 slats)

### 215841F Full Bed

58.00" w x 81.50" d x 50.50" h (4 slats)

### B. 215842 Nightstand

22.00" w x 16.50" d x 23.75" h

### C. 215843 Dresser

55.00" w x 16.50" d x 38.25" h

### D. 215844 Mirror

45.00" w x 0.75" d x 35.50" h

### E. 215845 Chest

31.50" w x 16.50" d x 47.50" h



HARDWARE FINISH:  
Brushed nickel knobs



PRODUCT MATERIALS:  
Asian hardwood/tropical  
wood, okume veneer



BED SIZES:  
Available in all bed sizes

### F. 201971T Twin Bed

43.00" w x 81.50" d x 50.50" h (4 slats)

### 201971F Full Bed

58.00" w x 81.50" d x 50.50" h (4 slats)

### G. 201972 Nightstand

22.25" w x 16.50" d x 23.75" h

### H. 201973 Dresser

55.25" w x 16.50" d x 38.50" h

### I. 201974 Mirror

45.00" w x 0.75" d x 35.75" h

### J. 201975 Chest

31.50" w x 16.50" d x 47.25" h



TESTED STATIC WEIGHT:  
600 lbs



50 LBS TIP OVER TEST:  
Cases 30" and taller passed  
ASTM standards test

## FEATURES

FINISH: RICH MERLOT

KENLIN CENTER DRAWER GLIDES

ENGLISH DOVETAIL  
FRONT & BACK

BOX SPRING: REQUIRED



## FEATURES

FINISH: RED BROWN

CENTER METAL DRAWER GLIDES






FRONT FRENCH DOVETAIL/  
BACK PIN CONSTRUCTION

BOX SPRING: REQUIRED

YOUTH | COLLECTIONS



### PRODUCT HIGHLIGHTS

-  **HARDWARE FINISH:** Antique brass finish handles
-  **PRODUCT MATERIALS:** Solid wood species: Asian hardwood veneer material: Okume veneer
-  **OPTIONAL FINISHES:** Create a stronger design statement
-  **TESTED STATIC WEIGHT:** 600 lbs (full) / 300 lbs (twin)
-  **50 LBS TIP OVER TEST:** Cases 30" and taller passed ASTM standards test

#### A. 203971T Twin Bed

41.25"w x 87.00"d x 47.00"h (4 slats)

#### 203971F Full Bed

56.25"w x 87.00"d x 47.00"h (4 slats)

#### B. 203972 Nightstand

22.00"w x 16.00"d x 24.00"h

#### C. 203973 Dresser

61.00"w x 18.00"d x 34.25"h

#### D. 203974 Mirror

38.00"w x 1.00"d x 38.25"h

#### E. 203975 Chest

33.00"w x 18.00"d x 48.25"h

### LOUIS PHILIPPE COLLECTION

- Classic Louis Philippe style bed distinguished by the slightly higher headboard
- Graceful bed complemented with classic case pieces that include bracket feet and bail pulls
- Dovetail drawer construction ensures sturdy drawers
- Crafted from tropical hardwood and okume veneer
- Box spring required
- Available in a red brown and a black finish



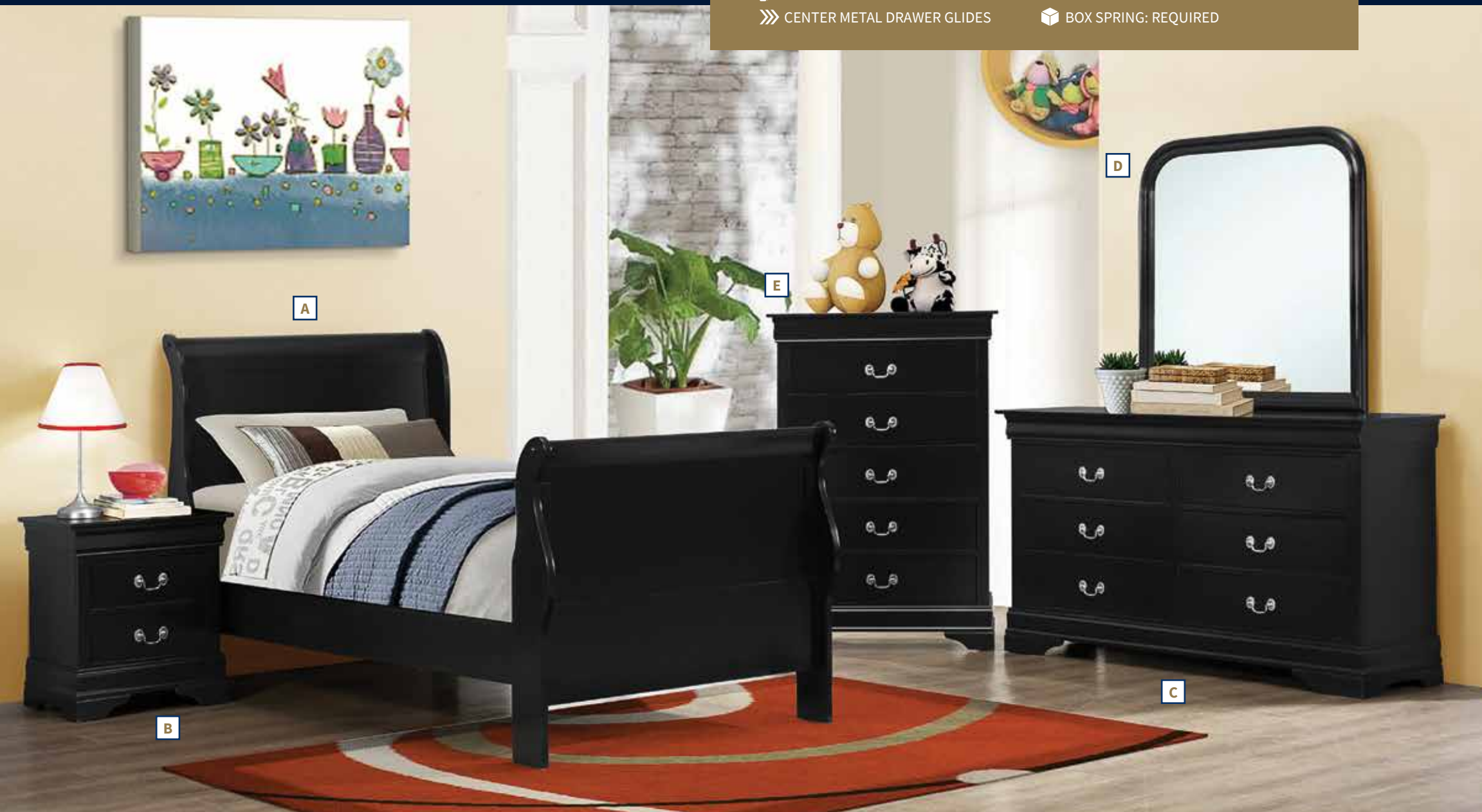
## FEATURES

FINISH: BLACK

CENTER METAL DRAWER GLIDES

FRONT FRENCH DOVETAIL/  
BACK PIN CONSTRUCTION

BOX SPRING: REQUIRED



## LOUIS PHILIPPE COLLECTION

- Classic Louis Philippe style bed distinguished by the slightly higher headboard
- Graceful bed complemented with classic case pieces that include bracket feet and bail pulls
- Dovetail drawer construction ensures sturdy drawers
- Crafted from tropical hardwood and okume veneer
- Box spring required
- Available in a red brown and a black finish

**A. 203961T Twin Bed**

41.25"w x 87.00"d x 47.00"h (4 slats)

**203961F Full Bed**

56.25"w x 87.00"d x 47.00"h (4 slats)

**B. 203962 Nightstand**

22.00"w x 16.00"d x 24.25"h

**C. 203963 Dresser**

61.00"w x 18.00"d x 34.25"h

**D. 203964 Mirror**

38.00"w x 1.00"d x 38.25"h

**E. 203965 Chest**

33.00"w x 18.00"d x 48.25"h

## PRODUCT HIGHLIGHTS


HARDWARE FINISH:  
Nickel

PRODUCT MATERIALS: Solid wood  
species: Asian hardwood

OPTIONAL FINISHES: Create a  
stronger design statement

TESTED STATIC WEIGHT:  
600 lbs (full) / 300 lbs (twin)

50 LBS TIP OVER TEST: Cases 30"  
and taller passed ASTM standards  
test

FEATURES

FINISH: CAPPUCCINO

CENTER METAL DRAWER GLIDES




FRONT FRENCH DOVETAIL/  
BACK PIN CONSTRUCTION

BOX SPRING: REQUIRED

YOUTH | COLLECTIONS



PRODUCT HIGHLIGHTS

-  **HARDWARE FINISH:** Nickel
-  **PRODUCT MATERIALS:** Asian & Tropical hardwood, Okume
-  **TESTED STATIC WEIGHT:** 600 lbs (full) / 300 lbs (twin)
-  **50 LBS TIP OVER TEST:** Cases 30" and taller passed ASTM standards test

- A. 202411T Twin Bed**  
41.25"w x 84.50"d x 47.25"h (4 slats)
- B. 202411F Full Bed**  
56.25"w x 84.25"d x 47.25"h (4 slats)
- C. 202412 Nightstand**  
21.50"w x 15.75"d x 24.00"h
- D. 202413 Dresser**  
58.25"w x 15.75"d x 33.50"h
- E. 202414 Mirror**  
38.25"w x 0.75"d x 38.25"h
- F. 202415 Chest**  
31.25"w x 15.75"d x 48.50"h

**AVAILABLE AS  
HEADBOARD ONLY**  
**202411TH Twin Headboard**  
41.25"w x 5.75"d x 47.25"h  
**202411FH Full Headboard**  
56.25"w x 5.75"d x 47.25"h



LOUIS PHILIPPE  
COLLECTION

- Classic details and traditional finish and hardware create a timeless collection
- Curved headboard and footboard give this sleigh bed its distinctive feel
- Classical Louis Philippe design that stands the test of time
- Collection pieces feature dovetail joinery glides for a smooth, solid drawer foundation
- Box spring required



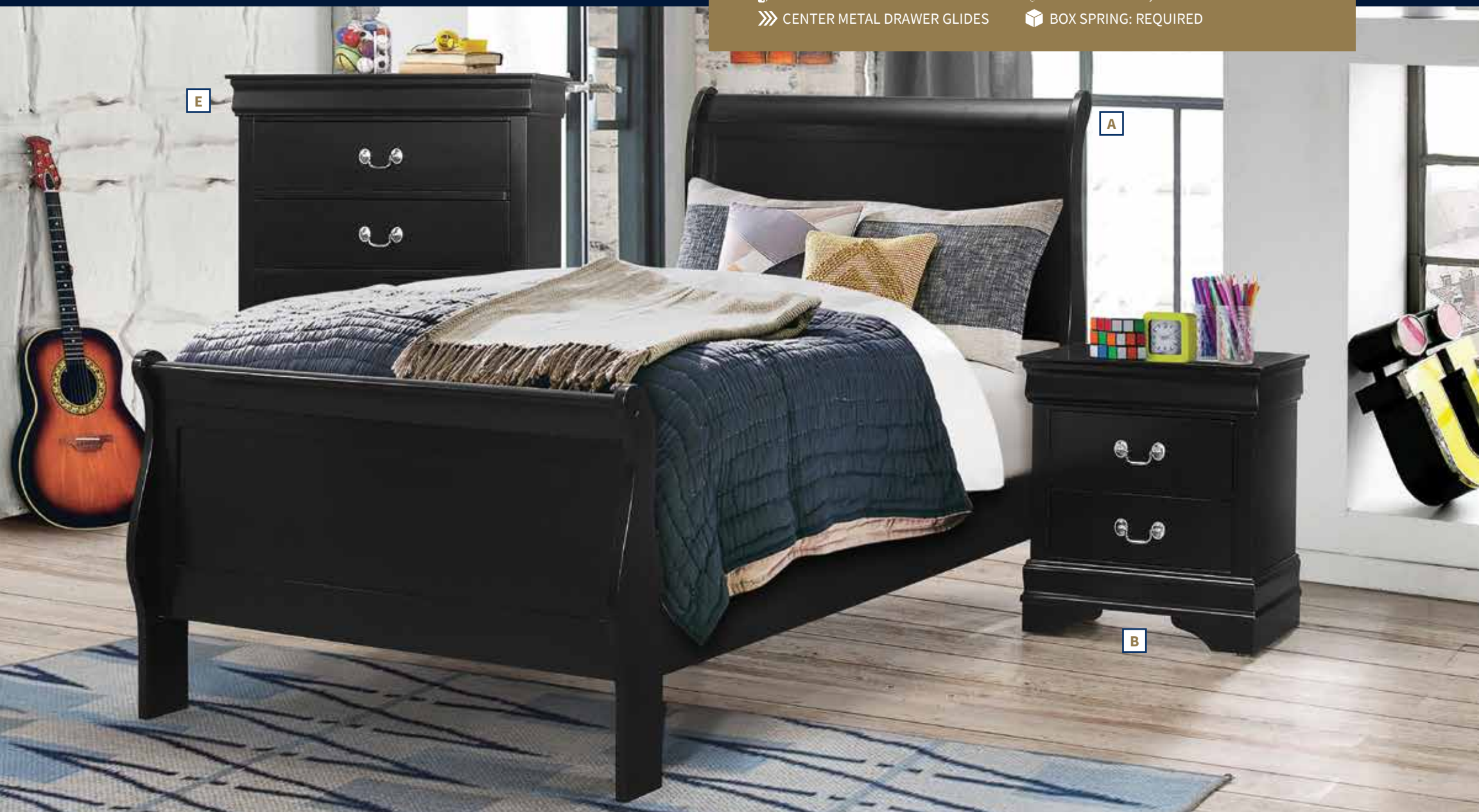
## FEATURES

FINISH: BLACK

CENTER METAL DRAWER GLIDES

FRENCH FRONT, ENGLISH DOVETAIL BACK

BOX SPRING: REQUIRED



## LOUIS PHILIPPE COLLECTION

- Classic details and traditional finish and hardware create a timeless collection
- Curved headboard and footboard give this sleigh bed its distinctive feel
- Classical Louis Philippe design that stands the test of time
- Collection pieces feature dovetail joinery glides for a smooth, solid drawer foundation
- Box spring required

**A. 212411T Twin Bed**

41.25"w x 84.50"d x 47.25"h (4 slats)

**212411F Full Bed**

56.25"w x 84.50"d x 41.25"h (4 slats)

**B. 212412 Nightstand**

21.50"w x 15.75"d x 24.00"h

**C. 212413 Dresser**

58.25"w x 15.75"d x 33.50"h

**D. 212414 Mirror**

38.25"w x 0.75"d x 38.25"h

**E. 212415 Chest**

31.25"w x 15.75"d x 48.50"h

**AVAILABLE AS**
**HEADBOARD ONLY**
**212411TH Twin Headboard**

41.25"w x 5.50"d x 47.25"h

**212411FH Full Headboard**

56.25"w x 5.50"d x 41.25"h



## PRODUCT HIGHLIGHTS


HARDWARE FINISH:  
Nickel

PRODUCT MATERIALS:  
Asian Hardwood, MDF

TESTED STATIC WEIGHT:  
600 lbs (full) / 300 lbs (twin)

50 LBS TIP OVER TEST: Cases 30"  
and taller passed ASTM standard  
test




# FEATURES

FINISH: RED BROWN

CENTER METAL DRAWER GLIDES

FRENCH FRONT, PIN CONSTRUCTION BACK

BOX SPRING: REQUIRED

## YOUTH | COLLECTIONS



### PRODUCT HIGHLIGHTS

- HARDWARE FINISH:** Bronze
- PRODUCT MATERIALS:** Asian hardwood, okume veneer
- TESTED STATIC WEIGHT:** 600 lbs (full) / 300 lbs (twin)
- 50 LBS TIP OVER TEST:** Cases 30" and taller passed ASTM standards test

- A. 222411T Twin Bed**  
41.25"w x 84.50"d x 47.25"h (4 slats)
- 222411F Full Bed**  
56.25"w x 84.50"d x 47.25"h (4 Slats)
- B. 222412 Nightstand**  
21.50"w x 15.75"d x 24.00"h
- C. 222413 Dresser**  
58.25"w x 15.75"d x 33.50"h
- D. 222414 Mirror**  
38.25"w x 0.75"d x 38.25"h
- E. 222415 Chest**  
31.25"w x 15.75"d x 48.50"h

**AVAILABLE AS HEADBOARD ONLY**  
**222411TH Twin Headboard**  
 41.25"w x 5.50"d x 47.25"h  
**222411FH Full Headboard**  
 56.25"w x 5.50"d x 41.25"h



### LOUIS PHILIPPE COLLECTION

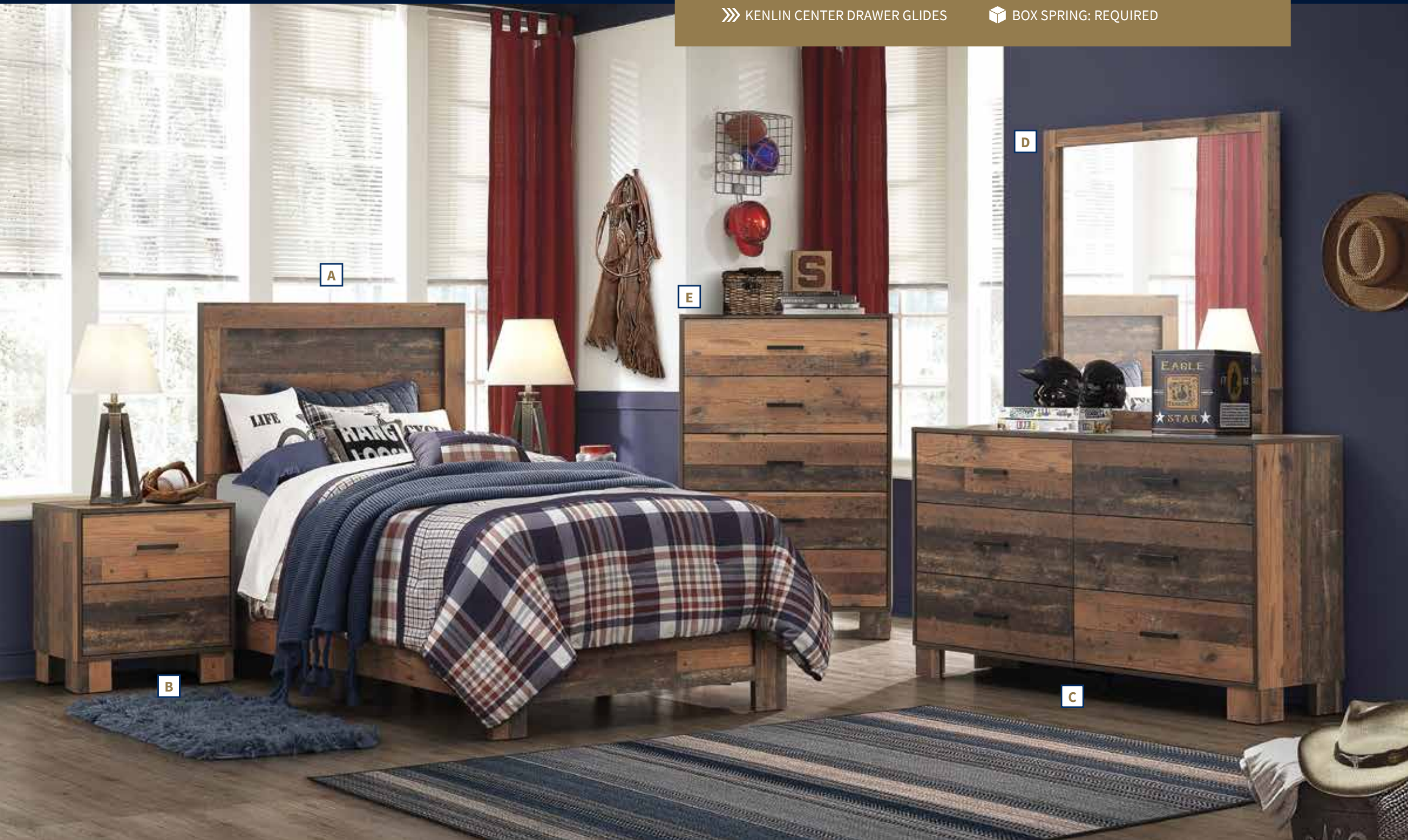
- Classic details and traditional finish and hardware create a timeless collection
- Curved headboard and footboard give this sleigh bed its distinctive feel
- Classical Louis Philippe design that stands the test of time
- Collection pieces feature dovetail joinery glides for a smooth, solid drawer foundation



## FEATURES

FINISH: RUSTIC PINE  
KENLIN CENTER DRAWER GLIDES

ENGLISH DOVETAIL FRONT & BACK  
BOX SPRING: REQUIRED



## JULIAN COLLECTION

- Return to your homestead with this rustic bedroom
- Made with selected 3D paper veneer in a reclaimed wood look
- Perfected with dark bronze metal pull handle
- Finished drawer boxes with English dovetail construction
- Papered on all 4 sides of cases
- Exclusive to Coaster

**A. 223141T Twin Bed**  
41.00"w x 81.00"d x 50.50"h (4 slats)  
**223141F Full Bed**  
56.25"w x 79.00"d x 50.50"h (4 slats)  
**B. 223142 Nightstand**  
21.75"w x 15.75"d x 23.75"h  
**C. 223143 Dresser**  
58.50"w x 15.75"d x 33.25"h  
**D. 223144 Mirror**  
39.50"w x 1.00"d x 39.50"h  
**E. 223145 Chest**  
31.50"w x 15.75"d x 48.50"h

## PRODUCT HIGHLIGHTS

- HARDWARE FINISH:** Dark bronze matte
- PRODUCT MATERIALS:** 3D paper veneer
- TESTED STATIC WEIGHT:** 600 lbs
- 50 LBS TIP OVER TEST:** Cases 30" and taller passed ASTM standards test



FEATURES

- FINISH: DARK GREY OAK
- KENLIN CENTER DRAWER GLIDES

- ENGLISH DOVETAIL FRONT & BACK
- BOX SPRING: REQUIRED

YOUTH | COLLECTIONS



PRODUCT HIGHLIGHTS

- HARDWARE FINISH:** Brushed nickel
- PRODUCT MATERIALS:** Asian hardwood and 3D paper veneer
- TESTED STATIC WEIGHT:** 600 lbs
- 50 LBS TIP OVER TEST:** Cases 30" and taller passed ASTM standards test

- A. 223151T Twin Bed**  
41.00"w x 81.00"d x 50.50"h (4 slats)
- 223151F Full Bed**  
56.25"w x 79.00"d x 50.50"h (4 slats)
- B. 223152 Nightstand**  
21.75"w x 15.75"d x 23.75"h
- C. 223153 Dresser**  
58.50"w x 15.75"d x 33.25"h
- D. 223154 Mirror**  
39.50"w x 1.00"d x 39.50"h
- E. 223155 Chest**  
31.50"w x 15.75"d x 48.50"h

JULIAN COLLECTION

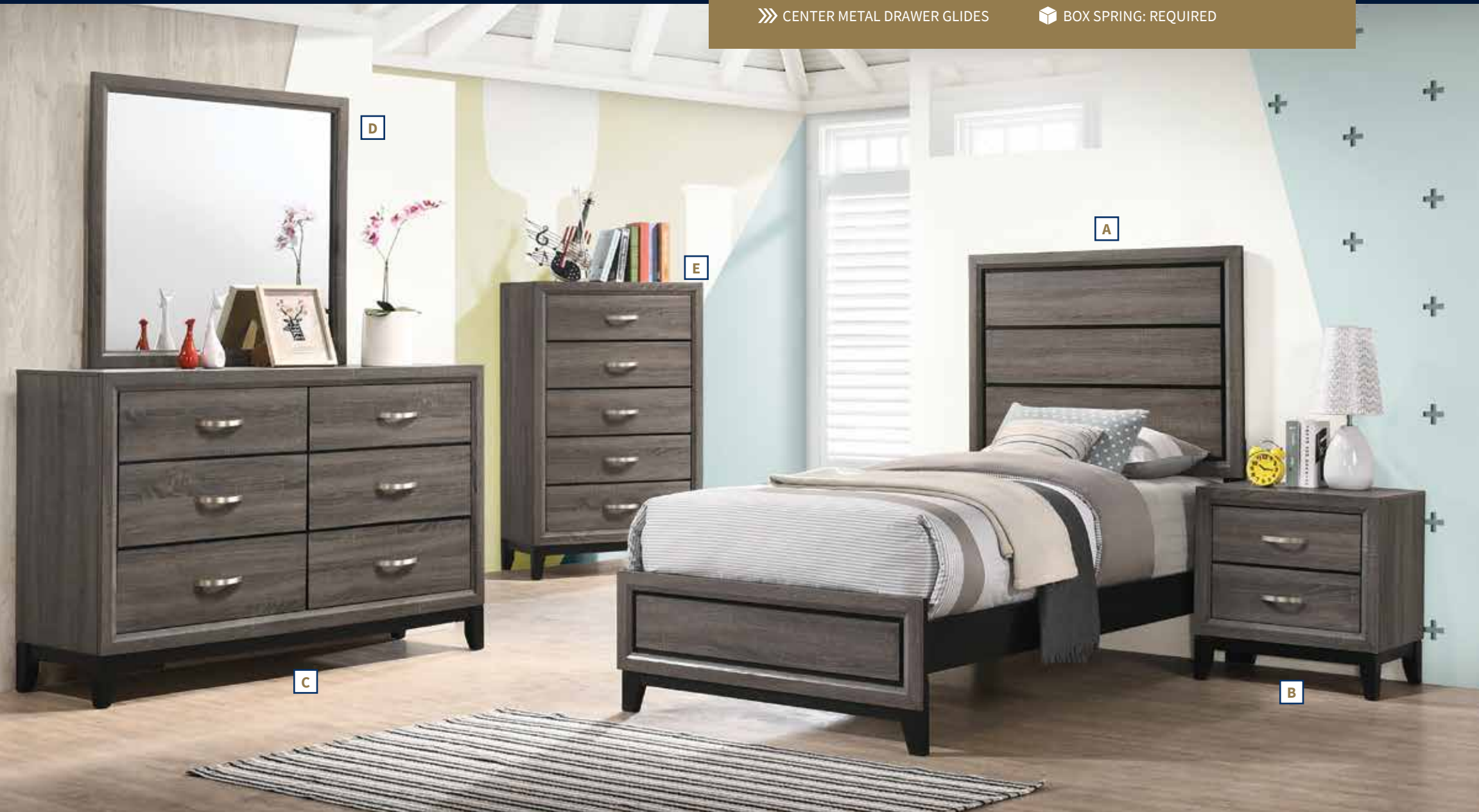
- Modern and transitional in style, this bedroom in a dark grey oak look offers the perfect urban setting
- Made with selected 3D paper veneer a contemporary
- Accented with brushed nickel finished pull handle
- Finished drawer boxes with English dovetail construction
- Papered on all 4 sides of cases
- Exclusive to Coaster



## FEATURES

FINISH: GREY OAK / BLACK  
CENTER METAL DRAWER GLIDES

ENGLISH DOVETAIL FRONT & BACK  
BOX SPRING: REQUIRED








### BRANDON COLLECTION

- Transitional style bedroom at a great value
- Nickel finished hardware highlights two-tone grey oak finish
- Black grooves create a dimensional look
- Three-dimensional engineered foil paper veneer in grey oak and black
- English dovetail drawer construction
- Black finished legs are crafted of solid hardwood

**A. 212421T Twin Bed**  
42.25"w x 80.75"d x 56.50"h (4 slats)  
**212421F Full Bed**  
57.25"w x 80.75"d x 56.50"h (4 slats)  
**B. 212422 Nightstand**  
23.50"w x 16.25"d x 24.75"h  
**C. 212423 Dresser**  
58.00"w x 16.25"d x 37.00"h  
**D. 212424 Mirror**  
39.00"w x 0.75"d x 35.00"h  
**E. 212425 Chest**  
31.25"w x 16.25"d x 50.50"h

### PRODUCT HIGHLIGHTS

-  **HARDWARE FINISH:** Brushed nickel
-  **PRODUCT MATERIALS:** Asian & Tropical hardwood, Okume & paper veneer
-  **TESTED STATIC WEIGHT:** 600 lbs
-  **50 LBS TIP OVER TEST:** Cases 30" and taller passed ASTM standards test



## FEATURES

- FINISH: MEDIUM WARM BROWN
- KENLIN CENTER DRAWER GLIDES

- ENGLISH DOVETAIL FRONT & BACK
- BOX SPRING: REQUIRED

## YOUTH | COLLECTIONS



### PRODUCT HIGHLIGHTS

- FELT LINED TOP DRAWERS: Safely store jewelry or treasured keepsakes
- HARDWARE FINISH: Black finish handles
- PRODUCT MATERIALS: Asian hardwood, paper veneer, tropical wood
- TESTED STATIC WEIGHT: 600 lbs
- 50 LBS TIP OVER TEST: Cases 30" and taller passed ASTM standards test

### A. 205321T Twin Bed

41.25"w x 76.00"d x 54.25"h (4 slats)

### 205321F Full Bed

56.25"w x 76.00"d x 54.25"h (4 slats)

### B. 205322 Nightstand

23.25"w x 16.75"d x 24.25"h

### C. 205323 Dresser

59.00"w x 16.75"d x 34.75"h

### D. 205324 Mirror

37.25"w x 0.75"d x 38.25"h

### E. 205325 Chest

35.50"w x 16.75"d x 48.00"h

## BRANDON COLLECTION

- Horizontal lines, clean design and a warm brown finish highlight a versatile collection
- Transitional, every day style is affordable and suited for any home
- English dovetail drawer boxes
- Best value bedroom set utilizes paper veneer over medium density fiberboard for a rich look
- Durable and easy to maintain



## FEATURES

- WOOD FINISH: AMBER WASH
- CENTER METAL DRAWER GLIDES

- ENGLISH DOVETAIL FRONT & BACK
- MATTRESS READY
- TESTED STATIC WT: 400 LBS



Handcrafted  
in the  
**USA**

## WRANGLE HILL COLLECTION

- Twin captain's bed adds versatility and storage to a child's bedroom
- Bookcase headboard features three spacious compartments

**A. 460120T Twin Captain's Bed**  
84.00" w x 45.50" d x 44.00" h (13 slats)

- Door on footboard adds even more storage
- Bed includes one four (4) drawer underbed storage unit (additional units sold separately)
- Constructed with solid American ponderosa pine
- Slat kit included
- Proudly made in the USA
- Available in amber wash and gun smoke

## PRODUCT HIGHLIGHTS

- HARDWARE FINISH:** Bronze
- PRODUCT MATERIALS:** Solid American ponderosa pine
- UNDERBED STORAGE:** Store away personal items



**BOOKCASE HEADBOARD:** Store and organize your favorite books at a arms reach



**60 LBS TIP OVER TEST:** Cases 30" and taller passed ASTM standards test



## FEATURES

- WOOD FINISH: AMBER WASH
- MATTRESS READY

- CENTER METAL DRAWER GLIDES
- ENGLISH DOVETAIL FRONT & BACK
- TESTED STATIC WT: 400 LBS

## YOUTH | COLLECTIONS



Handcrafted  
in the  
**USA**



**A. 460121T Twin Daybed**  
80.50" w x 51.00" d x 49.50" h (13 slats)

### PRODUCT HIGHLIGHTS

- HARDWARE FINISH:** Bronze
- PRODUCT MATERIALS:** Solid American ponderosa pine
- UNDERBED STORAGE:** Store away personal items

- BOOKCASE HEADBOARD:** Store and organize your favorite books at a arms reach
- 60 LBS TIP OVER TEST:** Cases 30" and taller passed ASTM standards test

### WRANGLE HILL COLLECTION

- This twin daybed in a rustic amber wash finish delivers plenty of storage and timeless style
- Bookcase headboard offers five compartments for storage and display
- Door on both side panels adds storage access
- Includes a four (4) drawer underbed storage unit
- Constructed with solid American ponderosa pine
- Slat kit included
- Proudly made in the USA
- Available in amber wash and gun smoke



## FEATURES

WOOD FINISH: AMBER WASH  
MATTRESS READY

CENTER METAL DRAWER GLIDES  
ENGLISH DOVETAIL FRONT & BACK  
TESTED STATIC WT: 400/400 LBS TOP/BOTTOM



Handcrafted  
in the  
USA

### WRANGLE HILL COLLECTION

- This twin over twin bunk bed in a rustic amber wash finish will be loved by kids and parents alike
- Full length guardrails on top bunk for utmost safety
- Space-saving stairway chest equipped with four (4) storage drawers lets your little ones reach the top bunk with ease
- Two-drawer underbed storage unit or trundle including foam bunkie mattress
- Constructed with solid American ponderosa pine
- Slat kits included
- Proudly made in the USA
- Available in amber wash and gun smoke

**A. 460243 Twin/Twin Bunk Bed**  
78.00" w x 44.00" d x 60.00" h (13/13 slats)  
**B. 460098 Stairway Chest**  
21.00" w x 42.00" d x 60.75" h

**C. 400837 Trundle w/ Bunkie Mattress**  
74.50" w x 41.50" d x 9.50" h  
**D. 460097 Underbed Storage**  
74.75" w x 17.00" d x 9.25" h

### PRODUCT HIGHLIGHTS

- HARDWARE FINISH:** Bronze
- PRODUCT MATERIALS:** Solid American ponderosa pine
- UNDERBED TRUNDLE OPTION:** Perfect for overnight guests
- UNDERBED STORAGE:** Store away personal items
- 60 LBS TIP OVER TEST:** Cases 30" and taller passed ASTM standards test





## FEATURES

WOOD FINISH: AMBER WASH

MATTRESS READY

CENTER METAL DRAWER GLIDES

ENGLISH DOVETAIL FRONT & BACK

TESTED STATIC WT: 400/400 LBS TOP/BOTTOM

YOUTH | COLLECTIONS



Handcrafted  
in the  
**USA**



### PRODUCT HIGHLIGHTS

- HARDWARE FINISH:** Bronze
- PRODUCT MATERIALS:** Solid American ponderosa pine
- UNDERBED TRUNDLE OPTION:** Perfect for overnight guests
- UNDERBED STORAGE:** Store away personal items

- A. 460093 Twin/Full Bunk Bed**  
80.00" w x 59.00" d x 60.00" h (13/13 slats)
- B. 460097 Underbed Storage**  
75.00" w x 19.00" d x 9.00" h
- C. 400837 Trundle w/ Bunkie Mattress**  
74.50" w x 41.50" d x 9.50" h

### WRANGLE HILL COLLECTION

- This twin over full bunk bed in a rustic amber wash finish is the perfect space-saving solution for siblings in a single room
- Full length guardrails on top bunk keep your little ones safe
- Complete the set with a two-drawer underbed storage unit or trundle that includes a foam bunkie mattress
- Constructed with solid American ponderosa pine
- Slat kits included
- Proudly made in the USA
- Available in amber wash and gun smoke





Handcrafted  
in the  
USA

## FEATURES

- WOOD FINISH: AMBER WASH
- MATTRESS READY

- CENTER METAL DRAWER GLIDES
- ENGLISH DOVETAIL FRONT & BACK
- TESTED STATIC WT: 400/400 LBS TOP/BOTTOM



## WRANGLE HILL COLLECTION

- This full over full bunk bed in a rustic amber wash finish is ideal for little ones who aren't so little anymore
- Full length guardrails on upper bunk keeps your kids' safe, letting you sleep soundly
- Seamlessly separates into two full size beds
- Complete the set with a two-drawer underbed storage unit or trundle that includes a foam bunkie mattress
- Constructed with solid American ponderosa pine
- Slat kits included
- Proudly made in the USA
- Available in amber wash and gun smoke

- A. 460096 Full/Full Bunk Bed**  
80.00"w x 59.00"d x 60.00"h (13/13 slats)
- B. 460097 Underbed Storage**  
74.75"w x 17.00"d x 9.25"h
- C. 400837 Trundle w/ Bunkie Mattress**  
74.50"w x 41.50"d x 9.50"h



## PRODUCT HIGHLIGHTS

- HARDWARE FINISH: Bronze
- PRODUCT MATERIALS: Solid American ponderosa pine
- UNDERBED TRUNDLE OPTION: Perfect for overnight guests
- UNDERBED STORAGE: Store away personal items
- 60 LBS TIP OVER TEST: Cases 30" and taller passed ASTM standards test





## FEATURES

- WOOD FINISH: AMBER WASH
- MATTRESS READY

- CENTER METAL DRAWER GLIDES
- ENGLISH DOVETAIL FRONT & BACK
- TESTED STATIC WT: 400/400 LBS TOP/BOTTOM

YOUTH | COLLECTIONS



Handcrafted  
in the  
**USA**



### PRODUCT HIGHLIGHTS

- PRODUCT MATERIALS:  
Solid American ponderosa pine
- HARDWARE FINISH:  
Bronze
- STORAGE SPACE: Store away personal items



### WRANGLE HILL COLLECTION

- The ultimate space-saver, this twin over twin workstation loft bed in a rustic amber wash is ideal for small space living with abundant storage and versatile features
- Full length guardrails on top bunk keep your little ones safe
- Desk features overhead task light and corkboard panel
- Get organized with eight (8) storage drawers and a three (3) tier storage shelf
- Separate twin bed on casters for easy mobility is included
- Constructed with solid American ponderosa pine
- Slat kits included
- Proudly made in the USA

**A. 460141 Twin/Twin Workstation Loft Bed**  
80.00"w x 80.00"d x 66.00"h (13/13 slats)



FEATURES

- WOOD FINISH: AMBER WASH
- MATTRESS READY

- CENTER METAL DRAWER GLIDES
- ENGLISH DOVETAIL FRONT & BACK



A



- Stairway chest with four (4) storage drawers

**A. 460098 Stairway Chest**  
21.00”w x 42.00”d x 60.75”h



B



- Four (4) drawer chest for added storage

**B. 460099 4 Drawer Chest**  
37.00”w x 18.00”d x 45.00”h



C

- Two (2) drawer underbed storage unit

**C. 460097 Underbed Storage**  
75.00”w x 19.00”d x 9.00”h



D

- Trundle includes foam bunkie mattress

**D. 400837 Trundle w/ Bunkie Mattress**  
74.50”w x 41.50”d x 9.50”h



WRANGLE HILL  
SUPPLEMENTARY ITEMS

- Constructed with solid American ponderosa pine
- Proudly made in the USA



- Replacement twin and full size slat kits available

**E. 400800 Twin Slat Kit** (10 slats)  
**400810 Full Slat Kit** (10 slats)



E

## FEATURES

- WOOD FINISH: GUN SMOKE
- MATTRESS READY

- CENTER METAL DRAWER GLIDES
- ENGLISH DOVETAIL FRONT & BACK
- TESTED STATIC WT: 400 LBS

## YOUTH | COLLECTIONS



Handcrafted  
in the  
**USA**

### PRODUCT HIGHLIGHTS

- PRODUCT MATERIALS:** Solid American ponderosa pine
- HARDWARE FINISH:** Pewter
- UNDERBED STORAGE:** Store away personal items
- BOOKCASE HEADBOARD:** Store and organize your favorite books at arm's reach

**A. 400839T Twin Captain's Bed**  
84.00"w x 45.50"d x 44.00"h (13 slats)

### WRANGLE HILL COLLECTION

- This twin captain's bed in a rustic gun smoke finish adds space-saving versatility and storage to your child's bedroom
- Bookcase headboard features three spacious compartments
- Door on footboard grants access to even more storage
- Bed includes a four (4) drawer underbed storage unit (additional units sold separately)
- Constructed with solid American ponderosa pine
- Slat kit included
- Proudly made in the USA
- Available in gun smoke and amber wash





## FEATURES

- WOOD FINISH: GUN SMOKE
- MATTRESS READY

- ENGLISH DOVETAIL FRONT & BACK
- MATTRESS READY
- TESTED STATIC WT: 400 LBS



## WRANGLE HILL COLLECTION

- This twin daybed in a rustic gun smoke finish delivers plenty of storage and timeless style
- Bookcase headboard offers five compartments for storage and display
- Door on both side panels adds storage access
- Includes a four (4) drawer underbed storage unit
- Constructed with solid American ponderosa pine
- Slat kit included
- Proudly made in the USA
- Available in gun smoke and amber wash

**A. 400840T Twin Storage Daybed**  
80.50"w x 51.00"d x 49.50"h

## PRODUCT HIGHLIGHTS

- PRODUCT MATERIALS: Solid American ponderosa pine
- HARDWARE FINISH: Pewter
- UNDERBED STORAGE: Store away personal items
- BOOKCASE HEADBOARD: Store and organize your favorite books at arm's reach





FEATURES

- WOOD FINISH: GUN SMOKE
- MATTRESS READY

- CENTER METAL DRAWER GLIDES
- ENGLISH DOVETAIL FRONT & BACK
- TESTED STATIC WT: 400/400 LBS TOP/BOTTOM

YOUTH | COLLECTIONS



PRODUCT HIGHLIGHTS

- PRODUCT MATERIALS: Solid American ponderosa pine
- HARDWARE FINISH: Pewter
- UNDERBED TRUNDLE OPTION: Foam bunkie mattress included
- UNDERBED STORAGE OPTION: Store away personal items
- 60 LBS TIP OVER TEST: Cases 30" and taller passed ASTM standards test

- A. 400831 Twin/Twin Bunk Bed**  
78.00"w x 44.00"d x 60.00"h (13/13 slats)
- B. 400834 Stairway Chest**  
21.00"w x 42.00"d x 60.75"h
- C. 400832 Underbed Storage**  
75.00"w x 19.00"d x 9.00"h
- D. 400836 Trundle w/ Bunkie Mattress**  
74.50"w x 41.50"d x 9.50"h

- This twin over twin bunk bed in a rustic gun smoke finish will be loved by kids and parents alike
- Full length guardrails on top bunk for utmost safety
- Space-saving stairway chest equipped with four (4) storage drawers lets your little ones reach the top bunk with ease
- Two-drawer underbed storage unit or trundle including foam bunkie mattress
- Constructed with solid American ponderosa pine
- Slat kits included
- Proudly made in the USA
- Available in gun smoke and amber wash



## FEATURES

- WOOD FINISH: GUN SMOKE
- MATTRESS READY

- CENTER METAL DRAWER GLIDES
- ENGLISH DOVETAIL FRONT & BACK
- TESTED STATIC WT: 400/400 LBS TOP/BOTTOM



Handcrafted  
in the  
USA

### WRANGLE HILL COLLECTION

- This twin over full bunk bed in a rustic gun smoke finish is the perfect space-saving solution for siblings in a single room
- Full length guardrails on top bunk keep your little ones safe
- Complete the set with a two-drawer underbed storage unit or trundle that includes a foam bunkie mattress
- Constructed with solid American ponderosa pine
- Slat kits included
- Proudly made in the USA
- Available in gun smoke and amber wash

- A. 400830 Twin/Full Bunk Bed**  
80.00"w x 59.00"d x 60.00"h (13/13 slats)
- B. 400836 Trundle w/ Bunkie Mattress**  
74.50"w x 41.50"d x 9.50"h
- C. 400832 Underbed Storage**  
75.00"w x 19.00"d x 9.00"h

### PRODUCT HIGHLIGHTS

- PRODUCT MATERIALS:  
Solid American ponderosa pine
- HARDWARE FINISH:  
Pewter
- UNDERBED TRUNDLE OPTION:  
Foam bunkie mattress included
- UNDERBED STORAGE OPTION:  
Store away personal items





FEATURES

- WOOD FINISH: GUN SMOKE
- MATTRESS READY

- CENTER METAL DRAWER GLIDES
- ENGLISH DOVETAIL FRONT & BACK
- TESTED STATIC WT: 400/400 LBS TOP/BOTTOM



- A. 400833 Full/Full Bunk Bed**  
80.00”w x 59.00”d x 60.00”h (13/13 slats)
- B. 400832 Underbed Storage**  
75.00”w x 19.00”d x 9.00”h
- C. 400836 Trundle w/ Bunkie Mattress**  
74.50”w x 41.50”d x 9.50”h

PRODUCT HIGHLIGHTS

- PRODUCT MATERIALS:  
Solid American ponderosa pine
- HARDWARE FINISH:  
Pewter
- UNDERBED TRUNDLE OPTION:  
Foam bunkie mattress included
- UNDERBED STORAGE OPTION:  
Store away personal items

WRANGLE HILL COLLECTION

- This full over full bunk bed in a rustic gun smoke finish is ideal for little ones who aren’t so little anymore
- Full length guardrails on upper bunk keeps your kids’ safe, letting you sleep soundly
- Seamlessly separates into two full size beds
- Complete the set with a two-drawer underbed storage unit or trundle that includes a foam bunkie mattress
- Constructed with solid American ponderosa pine
- Slat kits included
- Proudly made in the USA
- Available in gun smoke and amber wash



FEATURES

- WOOD FINISH: GUN SMOKE
- MATTRESS READY

- CENTER METAL DRAWER GLIDES
- ENGLISH DOVETAIL FRONT & BACK



A



- Stairway chest with four (4) storage drawers

**A. 400834 Stairway Chest**  
21.00”w x 42.00”d x 60.75”h



B



- Four (4) drawer chest for added storage

**B. 400835 4 Drawer Chest**  
37.00”w x 18.00”d x 45.00”h



C

- Two (2) drawer underbed storage unit

**C. 400832 Underbed Storage**  
75.00”w x 19.00”d x 9.00”h



D

- Trundle includes foam bunkie mattress

**D. 400836 Trundle w/ Bunkie Mattress**  
74.50”w x 41.50”d x 9.50”h



WRANGLE HILL  
SUPPLEMENTARY ITEMS

- Constructed with solid American ponderosa pine
- Proudly made in the USA



- Replacement twin and full size slat kits available

**E. 400800 Twin Slat Kit** (10 slats)  
**400810 Full Slat Kit** (10 slats)



E

## FEATURES

WOOD FINISH: CAPPUCCINO

MATTRESS READY



TESTED STATIC WT:  
400/400/400 LBS TOP/MID/BOTTOM

## YOUTH | WOOD BUNK BEDS

A

### SANDLER TRIPLE BUNK BED

- Whether you have many children or they love having sleepovers, this triple bunk is the ultimate space-saver that combines invincible style with practical function
- Three-tier bunk bed in a classic cappuccino finish with multiple highly versatile configurations
- Separates into three twin sized beds for when your little ones' bunking days are over
- Guardrails on middle and top bunk keep safety as top priority
- Constructed with solid pine
- Slat kits included
- Available in cappuccino, white, and grey

**A. 400302 Triple Twin Bunk Bed**  
78.25"w x 44.00"d x 76.75"h  
(14/14/14 slats)

#### PRODUCT HIGHLIGHTS



PRODUCT MATERIALS:  
Pine wood



**MAXIMIZE YOUR SPACE**  
WITH FUNCTION & DURABILITY!  
SEPARATES INTO  
THREE (3) TWIN SIZE BEDS

1



2



3





## FEATURES

WOOD FINISH: WHITE  
MATTRESS READY

TESTED STATIC WT:  
400/400/400 LBS TOP/MID/BOTTOM

### SANDLER TRIPLE BUNK BED

- Whether you have many children or they love having sleepovers, this triple bunk is the ultimate space-saver that combines invincible style with practical function
- Three-tier bunk bed in a clean white finish with multiple highly versatile configurations
- Separates into three twin size beds for when your little ones' bunking days are over
- Guardrails on middle and top bunk keep safety as top priority
- Constructed with solid pine
- Slat kits included
- Available in white, grey, and cappuccino

**A. 401302 Triple Twin Bunk Bed**  
78.25"w x 44.00"d x 76.75"h  
(14/14/14 slats)

#### PRODUCT HIGHLIGHTS

PRODUCT MATERIALS:  
Pine wood



**MAXIMIZE YOUR SPACE**  
WITH FUNCTION & DURABILITY!  
SEPARATES INTO  
THREE (3) TWIN SIZE BEDS



## FEATURES

WOOD FINISH: GREY  
MATTRESS READY

TESTED STATIC WT:  
400/400/400 LBS TOP/MID/BOTTOM

## YOUTH | WOOD BUNK BEDS

### SANDLER TRIPLE BUNK BED

- The ultimate space saver with clean lines and minimalist flair
- Three-tier bunk bed with multiple configuration options
- Separates into three twin size beds for maximum versatility
- Constructed with solid pine
- Slat kits included
- Available in grey, cappuccino, and white

**A. 410302 Triple Twin Bunk Bed**  
78.25"w x 44.00"d x 76.75"h  
(14/14/14 slats)



**MAXIMIZE YOUR SPACE**  
WITH FUNCTION & DURABILITY!  
SEPARATES INTO  
THREE (3) TWIN SIZE BEDS

1



2

3





## DUBLIN BUNK BED

- Maximize space in your kids' room with this twin over twin stairway bunk bed finished in cappuccino
- Full length guardrails on top bunk for safety
- Versatile, reversible stairway assembly
- Staircase features four (4) storage drawers
- Utilize the trundle for storage or add a twin mattress for extra sleep space (sold separately)
- Available in twin-over-twin and twin-over-full configurations
- Constructed with pine, plywood, MDF, and sapgum veneer
- Slat kits included

### A. 460362 Twin/Twin Bunk Bed

99.50"w x 42.75"d x 64.75"h (14/14 slats)

### B. 460366 Twin/Full Bunk Bed

99.50"w x 57.50"d x 64.25"h (14/14 slats)

### C. 400324 Storage Trundle

76.25"w x 41.75"d x 9.00"h

## FEATURES

- WOOD FINISH: CAPPUCCINO
- EURO DRAWER GLIDES
- FRENCH FRONT, ENGLISH BACK DOVETAIL
- MATTRESS READY
- TESTED STATIC WT:  
400/400 LBS TOP/BOTTOM

## PRODUCT HIGHLIGHTS

- PRODUCT MATERIALS:  
Pine, plywood, MDF, and sapgum veneer
- STORAGE SPACE:  
Store away personal items
- BED SIZES:  
Available in two configurations
- STORAGE TRUNDLE OPTION: Perfect for  
overnight guests or extra storage space

Use trundle as  
storage space



C

or use for extra sleeping  
space





FEATURES

- WOOD FINISH: CAPPUCCINO
- MATTRESS READY
- CENTER METAL DRAWER GLIDES

- STAIRWAY DRAWER BOX: HINGED CONSTRUCTION
- UNDERBED STORAGE DRAWER BOX: ENGLISH DOVETAILS FRONT & BACK
- TESTED STATIC WT: 400/400 LBS TOP/BOTTOM

YOUTH | WOOD BUNK BEDS



PRODUCT HIGHLIGHTS

- PRODUCT MATERIALS: Pine and MDF
- HARDWARE FINISH: Brushed Nickel
- STORAGE SPACE: Store away personal items
- UNDERBED STORAGE OPTION: Store away personal items

- A. 460441 Twin/Twin Bunk Bed**  
100.00”w x 41.75”d x 61.00”h  
(13/13 slats)
- B. 460446 Underbed Storage**  
76.25”w x 16.25”d x 9.00”h

ELLIOTT BUNK BED

- Charming space-saving twin over twin stairway bunk bed finished in rich cappuccino
- Full length guardrails on top bunk
- Features three (3) storage drawers in staircase
- Three (3) drawer underbed storage unit for organization (sold separately)
- Constructed with solid pine and MDF
- Slat kits included



FEATURES

- WOOD FINISH: WEATHERED WALNUT
- MATTRESS READY

- WOOD DRAWER GLIDES
- DRAWER BOX: SCREW CONSTRUCTION
- TESTED STATIC WT: 400/400 LBS TOP/BOTTOM



ATKIN BUNK BED

- Stylish transitional bunk bed finished in weathered walnut
- Full length guardrail on top bunk
- Includes storage trundle with three (3) drawers and space for a twin mattress
- Separates into two individual beds for maximum versatility
- Available in twin-over-full and twin-XL-over-queen options
- Constructed with pine, poplar, and plywood
- Slat kits included

**A. 461145 Twin/Full Bunk Bed**  
82.50" w x 59.00" d x 71.75" h (14/14 slats)  
**461147 Twin XL/Queen Bunk Bed**  
85.00" w x 64.75" d x 71.75" h (14/14 slats)  
**Storage Trundle Included**  
85.25" w x 41.00" d x 18.00" h



PERFECT FOR TWO!

Separate into two beds.



## FEATURES



- WOOD FINISH: CAPPUCCINO
- MATTRESS READY

- CENTER METAL DRAWER GLIDES
- SCREW CONSTRUCTION
- TESTED STATIC WT: 400/400 LBS TOP/BOTTOM

## YOUTH | WOOD BUNK BEDS



### PRODUCT HIGHLIGHTS

-  UNDERBED STORAGE: Store away personal items
-  60 LBS TIP OVER TEST: Cases 30" and taller passed ASTM standards test

**A. 460071 Twin/Twin Bunk Bed**  
83.75"w x 42.50"d x 69.50"h  
(13/13 slats)

### KENSINGTON BUNK BED

- Create the perfect solution for youngsters sharing a room with this twin over twin bunk bed in a rich cappuccino finish
- Full length guardrails on top bunk with ladder built into side
- Separates seamlessly into two twin beds
- Includes storage trundle with three (3) drawers and space for a twin mattress
- Constructed with pine and plywood
- Slat kits included



FEATURES

- WOOD FINISH: CAPPUCCINO
- MATTRESS READY

- FULL EXTENSION DRAWER GLIDES
- ENGLISH DOVETAIL FRONT & BACK
- TESTED STATIC WT: 400/400 LBS TOP/BOTTOM

JASPER BUNK BED

- Charming paneled twin over twin bunk bed in a rich cappuccino finish
- Guard rails on top bunk keep your child safe
- Separates into two twin size beds for maximum adaptability
- Three (3) drawer underbed storage unit saves space (sold separately)
- Accommodates up to two underbed storage units, one on either side
- Constructed with pine, MDF, and sapgum veneer
- Slat kits included

**A. 460136 Twin/Twin Bunk Bed**  
78.75" w x 44.75" d x 67.25" h (14/14 slats)  
**B. 460137 Underbed Storage**  
75.50" w x 16.25" d x 11.00" h



**PERFECT FOR TWO!**  
Separate into two twin size beds

PRODUCT HIGHLIGHTS

- PRODUCT MATERIALS: Pine, MDF, and sapgum veneer
- HARDWARE FINISH: Brushed Nickel
- UNDERBED STORAGE OPTION: Store away personal items

HAWKINS BUNK BED

- Twin over full bunk bed with appealing angles and clean lines in a lovely medium brown finish
- Full length guard rail on top bunk
- Two (2) drawer underbed storage included for easy organization
- Constructed with pine, plywood, and MDF
- Slat kits included

**C. 460228 Twin/Full Bunk Bed**  
78.25" w x 59.75" d x 62.00" h (14/14 slats)

PRODUCT HIGHLIGHTS

- PRODUCT MATERIALS: Pine, plywood, and MDF
- UNDERBED STORAGE: Store away personal items



- WOOD FINISH: MEDIUM BROWN
- MATTRESS READY

- DRAWER BOX: SCREW CONSTRUCTION
- TESTED STATIC WT: 400/400 LBS TOP/BOTTOM

FEATURES

- WOOD FINISH: ANTIQUE GREY
- MATTRESS READY

- FULL EXTENSION DRAWER GLIDES
- TESTED STATIC WT: 400/400 LBS TOP/BOTTOM

YOUTH | WOOD BUNK BEDS



WENCO  
BUNK BED

- Modern rustic space-saving twin over twin bunk bed finished in antique grey
- Stout corner posts with extra high clearance between bunks combines functionality and design
- Full length guardrails on top bunk
- Built-in reversible three (3) drawer storage unit included for organizational versatility
- Separates into two individual twin beds
- Constructed with pine, MDF, and sapgum veneer
- Slat kits included

**A. 461308 T/T Bunk Bed**  
80.00”w x 43.50”d x 75.50”h  
(13/13 slats)

PRODUCT HIGHLIGHTS

- UNDERBED STORAGE:  
Store away personal items
- HARDWARE FINISH:  
Brushed Nickel
- UNDERBED STORAGE:  
Store away personal items



ASHTON BUNK BED

- Maximize the space in your child’s bedroom with this stylish and functional twin over full bunk bed
- Includes two (2) underbed storage drawers for even more space-saving convenience
- Constructed with pine, plywood, and MDF
- Slat kits included
- Available in cappuccino, honey, white, navy blue, and grey

**A. 460184 Twin/Full Bunk Bed**  
77.50”w x 58.25”d x 65.00”h (14/14 slats)

FEATURES

- WOOD FINISH: CAPPUCCINO
- MATTRESS READY
- DRAWER BOX: SCREW CONSTRUCTION
- TESTED STATIC WT:  
400/400 LBS TOP/BOTTOM

PRODUCT HIGHLIGHTS

- PRODUCT MATERIALS:  
Pine, plywood, and MDF
- UNDERBED STORAGE:  
Store away personal items
- MULTIPLE COLOR OPTIONS:  
Playfully match the color scheme of your room

**B. 460183 Twin/Full Bunk Bed**  
77.50”w x 58.25”d x 65.00”h (14/14 slats)

FEATURES

- WOOD FINISH: HONEY
- MATTRESS READY
- DRAWER BOX: SCREW CONSTRUCTION
- TESTED STATIC WT:  
400/400 LBS TOP/BOTTOM





FEATURES

- WOOD FINISH: WHITE
- MATTRESS READY

- DRAWER BOX: SCREW CONSTRUCTION
- TESTED STATIC WT: 400/400 LBS TOP/BOTTOM

YOUTH | WOOD BUNK BEDS



PRODUCT HIGHLIGHTS

- PRODUCT MATERIALS:  
Pine, plywood, and MDF
- UNDERBED STORAGE:  
Store away personal items
- MULTIPLE COLOR OPTIONS:  
Playfully match the color  
scheme of your room

**A. 460180 Twin/Full Bunk Bed**  
77.50”w x 58.25”d x 65.00”h (14/14 slats)

ASHTON BUNK BED

- Maximize the space in your child’s bedroom with this stylish and functional twin over full bunk bed
- Includes two (2) underbed storage drawers for even more space-saving convenience
- Constructed with pine, plywood, and MDF
- Slat kits included
- Available in white, navy blue, grey, cappuccino, and honey



ASHTON BUNK BED

- Maximize the space in your child's bedroom with this stylish and functional twin over full bunk bed
- Includes two (2) underbed storage drawers for even more space-saving convenience
- Constructed with pine, plywood, and MDF
- Slat kits included
- Available in navy blue, grey, white, cappuccino, and honey

**A. 460181 Twin/Full Bunk Bed**  
77.50" w x 58.25" d x 65.00" h (14/14 slats)

FEATURES

- WOOD FINISH: NAVY BLUE
- MATTRESS READY
- DRAWER BOX: SCREW CONSTRUCTION
- TESTED STATIC WT:  
400/400 LBS TOP/BOTTOM

PRODUCT HIGHLIGHTS

- PRODUCT MATERIALS:  
Pine, plywood, and MDF
- UNDERBED STORAGE:  
Store away personal items
- MULTIPLE COLOR OPTIONS:  
Playfully match the color scheme of your room

**B. 460182 Twin/Full Bunk Bed**  
77.50" w x 58.25" d x 65.00" h (14/14 slats)

FEATURES

- WOOD FINISH: GREY
- MATTRESS READY
- DRAWER BOX: SCREW CONSTRUCTION
- TESTED STATIC WT:  
400/400 LBS TOP/BOTTOM





FEATURES

- WOOD FINISH: CHESTNUT
- BUNKIE BOARD: REQUIRED

- EURO DRAWER GLIDES
- DRAWER BOX: SCREW CONSTRUCTION
- TESTED STATIC WT: 400/400 LBS TOP/BOTTOM

YOUTH | WOOD BUNK BEDS



**PERFECT FOR TWO!**  
Separates into two beds!



PRODUCT HIGHLIGHTS

- PRODUCT MATERIALS:  
Pine, plywood, MDF, and sapgum veneer
- UNDERBED STORAGE:  
Store away personal items
- BED SIZES:  
Available in two configurations

- A. 460213 Twin/Twin Bunk Bed**  
79.00" w x 41.75" d x 61.25" h (6/6 slats)
- B. 460212 Twin/Full Bunk Bed**  
78.50" w x 56.50" d x 61.25" h (6/6 slats)
- C. 400291S Underbed Storage**  
74.50" w x 18.75" d x 11.50" h

PARKER BUNK BED

- Twin over twin bunk bed in warm chestnut finish
- Guard rails on top bunk keep your little ones safe
- Separates into two twin size beds as kids grow
- Available in twin-over-twin and twin-over-full configurations
- Three (3) drawer underbed storage unit for added space-saving potential (sold separately)
- Constructed with pine, plywood, MDF, and sapgum veneer
- Bunkie board foundation required

Ladder requires  
12.5 inches






HALSTED BUNK BED




- Bunk bed with elegant paneling and vertical slatted details finished in walnut
- Guardrail on top bunk keep your kids safe from falling off
- Separates into two individual beds for maximum versatility
- Complete the set with a trundle for space-saving storage or add a twin mattress for extra sleep space (sold separately)
- Available in twin-over-twin and twin-over-full configurations
- Constructed with pine, plywood, and MDF
- Slat kits included

- A. 461084 Twin/Twin Bunk Bed**  
82.25”w x 44.75”d x 77.25”h (14/14 slats)
- B. 461080 Twin/Full Bunk Bed**  
82.25”w x 60.50”d x 77.25”h (14/14 slats)
- C. 400325 Storage Trundle**  
76.25”w x 41.75”d x 9.00”h

PRODUCT HIGHLIGHTS

-  **PRODUCT MATERIALS:**  
Pine, plywood, MDF, and sapgum veneer
-  **STORAGE TRUNDLE OPTION:** Perfect for overnight guests or extra storage space
-  **BED SIZES:**  
Available in two configurations

FEATURES

-  **WOOD FINISH: WALNUT**
-  **MATTRESS READY**
-  **TESTED STATIC WT:**  
400/400 LBS TOP/BOTTOM

**PERFECT FOR TWO!**  
Separates into two beds!









FEATURES

-  WOOD FINISH: COUNTRY BROWN
-  TESTED STATIC WT: 400/400 LBS TOP/BOTTOM
-  MATTRESS READY

YOUTH | WOOD BUNK BEDS



PRODUCT HIGHLIGHTS

-  **PRODUCT MATERIALS:**  
Acacia, plywood, MDF, and acacia veneer
-  **WIRE BRUSHED:** Creates a natural and rustic look & feel
-  **HARDWARE FINISH:**  
Dark Bronze
-  **UNDERBED TRUNDLE OPTION:**  
Perfect for overnight guests

- A. 460555 Twin/Twin Bunk Bed**  
81.75”w x 45.25”d x 68.75”h (13/13 slats)
- B. 401006 Trundle**  
76.24”w x 42.25”d x 10.25”h (13 Slats)

DALTON BUNK BED




- Charming rustic twin over twin bunk bed in country brown finish
- Wire-brushed details on acacia veneer adds a rugged touch
- Easily separates into two twin size beds
- Complete the set with a space-saving mattress-ready trundle (sold separately)
- Constructed with acacia, plywood, MDF, and acacia veneer
- Slat kits included
- Matching case pieces available (#401002 - 401005)



CORONADO BUNK BED




- Bunk bed finished in rustic honey will enhance any child’s bedroom with a unique blend of strength and style
- Guard rails on top bunk keep your children safe
- Separates into two individual beds easily and conveniently
- Complete the set with a storage trundle for added organizational space or add a twin mattress for extra sleep surface (sold separately)
- Available in twin-over-twin, twin-over-full, and full-over-full configurations
- Constructed with rubberwood, MDF, and rubberwood veneer
- Slat kits included

- A. 460116 Twin/Twin Bunk Bed**  
81.25”w x 45.25”d x 70.00”h (14/14 slats)
- B. 460117 Twin/Full Bunk Bed**  
81.25”w x 59.75”d x 70.00”h (14/14 slats)
- C. 460118 Full/Full Bunk Bed**  
81.25”w x 59.75”d x 70.00”h (14/14 slats)
- D. 300676 Storage Trundle**  
76.25”w x 41.75”d x 10.25”h

- PRODUCT HIGHLIGHTS
-  **PRODUCT MATERIALS:**  
Rubberwood, MDF, and rubberwood veneer
  -  **HARDWARE FINISH:** Black
  -  **BED SIZES:**  
Available in three configurations
  -  **STORAGE TRUNDLE OPTION:**  
Perfect for overnight guests or extra storage space



**PERFECT FOR TWO!**  
Separates into two bed!

- FEATURES
-  **WOOD FINISH:** RUSTIC HONEY
  -  **MATTRESS READY**
  -  **TESTED STATIC WT:** 400/400 LBS TOP/BOTTOM







## CHAPMAN BUNK BED

- Casual transitional style bunk bed in multiple sizes, with vertical slatted head and footboards
- Separates into two individual beds when needed
- Complete the set with a storage trundle for extra space or add a twin mattress for another sleep surface (sold separately)
- Available in twin-over-twin, twin-over-full, and full-over-full configurations
- Constructed with pine and plywood
- Slat kits included
- Available in black and white

### A. 460234N Twin/Twin Bunk Bed

79.25" w x 44.50" d x 60.75" h (14/14 slats)

### B. 460259 Twin/Full Bunk Bed

79.75" w x 58.50" d x 60.75" h (14/14 slats)

### 460359 Full/Full Bunk Bed

79.75" w x 59.50" d x 60.75" h (14/14 slats)

### C. 400322 Storage Trundle

76.25" w x 41.75" d x 9.00" h (6 slats)

### 460244N Twin/Twin Bunk Bed

79.25" w x 44.50" d x 60.75" h (14/14 slats)

### D. 460260 Twin/Full Bunk Bed

79.75" w x 58.50" d x 60.75" h (14/14 slats)

### 460360 Full/Full Bunk Bed

79.75" w x 59.50" d x 60.75" h (14/14 slats)

### E. 400323 Storage Trundle

76.25" w x 41.75" d x 9.00" h (6 slats)



## PRODUCT HIGHLIGHTS

- PRODUCT MATERIALS:**  
Pine and plywood
- STORAGE TRUNDLE OPTION:** Perfect for overnight guests or extra storage space
- BED SIZES:**  
Available in three configurations
- MULTIPLE COLOR OPTIONS:**  
Playfully match the color scheme of your room

## FEATURES

- WOOD FINISH:** BLACK OR WHITE
- MATTRESS READY**
- TESTED STATIC WT:** 400/400 LBS TOP/BOTTOM

Use trundle as storage space



Separates into two beds!





## VALENTINE BUNK BED

- Save space and make a regal statement with this beautiful bunk bed finished in metallic pewter
- Elegantly fluted posts with dramatic decorative motif on headboard and footboards
- Guardrails on top bunk protect your little one from rolling off
- Separates into two individual beds quickly and easily
- Available in twin-over-twin and twin-over-full configurations
- Constructed with pine, plywood, and poplar veneer
- Slat kits included

### A. 461131 Twin/Twin Bunk Bed

79.75" w X 44.25" d X 77.25" h (14/14 slats)

## FEATURES

- WOOD FINISH: METALLIC PEWTER
- MATTRESS READY
- TESTED STATIC WT: 400/400 LBS TOP/BOTTOM

## PRODUCT HIGHLIGHTS

- PRODUCT MATERIALS:  
Pine, plywood, and poplar veneer
- BED SIZES:  
Available in two configurations

### B. 461132 Twin/Full Bunk Bed

79.75" w X 58.75" d X 77.25" h (14/14 slats)

Separates into two beds! →





A

## PARKER BOOKCASE BUNK BED

- Stylish twin over twin bookcase bunk bed finished in cappuccino
- Bookcase headboards with six (6) storage compartments on top and bottom bunk
- Guardrails on top bunk for safety
- Separates into two twin size beds for optimal versatility
- Constructed with pine and MDF
- Slat kits included

**A. 460442 Twin/Twin Bunk Bed**  
84.25" w x 42.75" d x 73.50" h (13/13 slats)



Separates into two beds!

FEATURES

- WOOD FINISH: CAPPUCCINO
- MATTRESS READY
- TESTED STATIC WT: 400/400 LBS TOP/BOTTOM



B

## BENSON BUNK BED

- Elegant twin over twin bunk bed in warm cappuccino finish
- Traditional design inspired by the iconic Louis Philippe style
- Guardrails on top bunk for your little one's safety
- Separates into two twin size beds
- Constructed with pine, plywood, MDF, and poplar veneer
- Slat kits included

**B. 401413 Twin/Twin Bunk Bed**  
87.50" w x 44.25" x 67.75" h (14/14 slats)



Separates into two beds!

FEATURES

- WOOD FINISH: CAPPUCCINO
- MATTRESS READY
- TESTED STATIC WT: 400/400 LBS TOP/BOTTOM



## FEATURES

WOOD FINISH: WALNUT

MATTRESS READY

TESTED STATIC WT: 400/400 LBS TOP/BOTTOM



### LIVERMORE BUNK BED

- Elegant mid century modern twin over twin over bunk in walnut finish is the perfect centerpiece for any child's room
- Robust guardrails on upper bunk is a perfect mix of style and safety
- Separates into two twin beds for optimal versatility
- Constructed with rubberwood, MDF, and birch veneer
- Slat kits included

**A. 401663 Twin/Twin Bunk Bed**  
78.00" w x 41.25" d x 64.25" h  
(13/13 slats)

#### PRODUCT HIGHLIGHTS



PRODUCT MATERIALS:  
Rubberwood, MDF, and birch  
veneer

Convert into single beds



FEATURES

WOOD FINISH: ANTIQUE WHITE  
MATTRESS READY

TESTED STATIC WT: 400/400 LBS TOP/BOTTOM

YOUTH | WOOD BUNK BEDS



Separates into two beds!

PRODUCT HIGHLIGHTS

- PRODUCT MATERIALS: Pine, MDF, and sapgum veneer
- HAND RUBBED COLOR: Creates a natural and rustic look & feel
- UNDERBED TRUNDLE OPTION: Perfect for overnight guests

**A. 461252 Twin/Full Bunk Bed**  
82.00”w x 58.75”d x 69.00”h  
**B. 461253 Trundle**  
41.25”w x 75.7255”d x 8.75”h

MONTROSE BUNK BED

- Modern rustic twin over full bunk bed in hand-brushed antique white finish
- Stout posts with visual depth makes this the perfect pick for a farmhouse style room
- Separates into two individual beds seamlessly and easily
- Add a trundle to make this an ideal space-saver for your kids or overnight guests
- Constructed with pine, MDF, and sapgum veneer
- Slat kits included






LITTLETON BUNK BED

- Save space in your kid’s bedroom or guest room with this modern bunk bed that perfectly combines simplicity, style, and safety
- Angled ladder makes getting to the top a breeze and guardrails on top bunk keep your children safe throughout the night
- Seamlessly separates into two individual beds easily and conveniently
- Available in twin-over-twin and twin-over-full configurations
- Constructed with solid rubberwood for lasting durability
- Slat kits included
- Available in espresso, black, white, grey, white, and blue

- A. 405051BRN Twin/Twin Bunk Bed, Espresso**  
79.25”w x 42.00”d x 64.00 ”h (13/13 slats)
- B. 405052BRN Twin/Full Bunk Bed, Espresso**  
79.25”w x 57.75”d x 64.00 ”h (13/13 slats)

PRODUCT HIGHLIGHTS

-  **PRODUCT MATERIALS:**  
Rubberwood
-  **BED SIZES:**  
Available in two configurations
-  **MULTIPLE COLOR OPTIONS:**  
Playfully match the color scheme of your room

FEATURES

 WOOD FINISH: ESPRESSO

 MATTRESS READY

TESTED STATIC WT

 400/400 LBS TOP/BOTTOM (TWIN/TWIN)  
400/600 LBS TOP/BOTTOM (TWIN/FULL)





### LITTLETON BUNK BED

- Save space in your kid's bedroom or guest room with this modern bunk bed that perfectly combines simplicity, style, and safety
- Angled ladder makes getting to the top a breeze and guardrails on top bunk keep your children safe throughout the night
- Seamlessly separates into two individual beds easily and conveniently
- Available in twin-over-twin and twin-over-full configurations
- Constructed with solid rubberwood for lasting durability
- Slat kits included
- Available in espresso, black, white, grey, white, and blue

**A. 405051BLK Twin/Twin Bunk Bed, Black**

79.25" w x 42.00" d x 64.00 "h (13/13 slats)

**B. 405052BLK Twin/Full Bunk Bed, Black**

79.25" w x 57.75" d x 64.00 "h (13/13 slats)

**C. 405051WHT Twin/Twin Bunk Bed, White**

79.25" w x 42.00" d x 64.00 "h (13/13 slats)

**D. 405052WHT Twin/Full Bunk Bed, White**

79.25" w x 57.75" d x 64.00 "h (13/13 slats)

#### PRODUCT HIGHLIGHTS



PRODUCT MATERIALS:  
Rubberwood



BED SIZES:  
Available in two configurations



MULTIPLE COLOR OPTIONS:  
Playfully match the color scheme of your room

**B TWIN/FULL**



**C TWIN/TWIN**



FEATURES



WOOD FINISH: BLACK OR WHITE



MATTRESS READY



TESTED STATIC WT  
400/400 LBS TOP/BOTTOM (TWIN/TWIN)  
400/600 LBS TOP/BOTTOM (TWIN/FULL)






LITTLETON BUNK BED

- Save space in your kid’s bedroom or guest room with this modern bunk bed that perfectly combines simplicity, style, and safety
- Angled ladder makes getting to the top a breeze and guardrails on top bunk keep your children safe throughout the night
- Seamlessly separates into two individual beds easily and conveniently
- Available in twin-over-twin and twin-over-full configurations
- Constructed with solid rubberwood for lasting durability
- Slat kits included
- Available in espresso, black, white, grey, white, and blue

**A. 405051GRY Twin/Twin Bunk Bed, Grey**  
79.25”w x 42.00”d x 64.00 ”h (13/13 slats)  
**B. 405052GRY Twin/Full Bunk Bed, Grey**  
79.25”w x 57.75”d x 64.00 ”h (13/13 slats)




**C. 405051BLU Twin/Twin Bunk Bed, Blue**  
79.25”w x 42.00”d x 64.00 ”h (13/13 slats)  
**D. 405052BLU Twin/Full Bunk Bed, Blue**  
79.25”w x 57.75”d x 64.00 ”h (13/13 slats)

PRODUCT HIGHLIGHTS

-  **PRODUCT MATERIALS:**  
Rubberwood
-  **BED SIZES:**  
Available in two configurations
-  **MULTIPLE COLOR OPTIONS:**  
Playfully match the color scheme of your room



FEATURES

 **WOOD FINISH: GREY OR BLUE**  
 **MATTRESS READY**  
**TESTED STATIC WT**  
 **400/400 LBS TOP/BOTTOM (TWIN/TWIN)**  
**400/600 LBS TOP/BOTTOM (TWIN/FULL)**





## LITTLETON BUNK BED

- Save space in your kid's bedroom or guest room with this modern bunk bed that perfectly combines simplicity, style, and safety
- Angled ladder makes getting to the top a breeze and guardrails on top bunk keep your children safe throughout the night
- Seamlessly separates into two individual beds easily and conveniently
- Available in twin-over-twin and twin-over-full configurations
- Constructed with solid rubberwood for lasting durability
- Slat kits included
- Available in espresso, black, white, grey, white, and blue

### A. 405053BRN Twin/Twin Bunk Bed, Espresso

79.25"w x 42.00"d x 64.00 "h (13/13 slats)

### B. 405054BRN Twin/Full Bunk Bed, Espresso

79.25"w x 57.75"d x 64.00 "h (13/13 slats)

## PRODUCT HIGHLIGHTS

- PRODUCT MATERIALS:  
Rubberwood
- BED SIZES:  
Available in two configurations
- MULTIPLE COLOR OPTIONS:  
Playfully match the color scheme of your room

## FEATURES

- WOOD FINISH: ESPRESSO
- MATTRESS READY
- TESTED STATIC WT  
400/400 LBS TOP/BOTTOM (TWIN/TWIN)  
400/600 LBS TOP/BOTTOM (TWIN/FULL)



Separates into two beds!






LITTLETON BUNK BED

- Save space in your kid’s bedroom or guest room with this modern bunk bed that perfectly combines simplicity, style, and safety
- Angled ladder makes getting to the top a breeze and guardrails on top bunk keep your children safe throughout the night
- Seamlessly separates into two individual beds easily and conveniently
- Available in twin-over-twin and twin-over-full configurations
- Constructed with solid rubberwood for lasting durability
- Slat kits included
- Available in espresso, black, white, grey, white, and blue

**A. 405053BLK Twin/Twin Bunk Bed, Black**  
79.25”w x 42.00”d x 64.00 ”h (13/13 slats)  
**B. 405054BLK Twin/Full Bunk Bed, Black**  
79.25”w x 57.75”d x 64.00 ”h (13/13 slats)

**C. 405053WHT Twin/Twin Bunk Bed, White**  
79.25”w x 42.00”d x 64.00 ”h (13/13 slats)  
**D. 405054WHT Twin/Full Bunk Bed, White**  
79.25”w x 57.75”d x 64.00 ”h (13/13 slats)

PRODUCT HIGHLIGHTS

-  **PRODUCT MATERIALS:**  
Rubberwood
-  **BED SIZES:**  
Available in two configurations
-  **MULTIPLE COLOR OPTIONS:**  
Playfully match the color scheme of your room




**B** TWIN/FULL



**C** TWIN/TWIN



FEATURES

-  **WOOD FINISH: BLACK OR WHITE**
-  **MATTRESS READY**
-  **TESTED STATIC WT**  
400/400 LBS TOP/BOTTOM (TWIN/TWIN)  
400/600 LBS TOP/BOTTOM (TWIN/FULL)





A



D




## LITTLETON BUNK BED

- Save space in your kid's bedroom or guest room with this modern bunk bed that perfectly combines simplicity, style, and safety
- Angled ladder makes getting to the top a breeze and guardrails on top bunk keep your children safe throughout the night
- Seamlessly separates into two individual beds easily and conveniently
- Available in twin-over-twin and twin-over-full configurations
- Constructed with solid rubberwood for lasting durability
- Slat kits included
- Available in espresso, black, white, grey, white, and blue

- A. 405053BLU Twin/Twin Bunk Bed, Blue**  
79.25"w x 42.00"d x 64.00 "h (13/13 slats)
- B. 405054BLU Twin/Full Bunk Bed, Blue**  
79.25"w x 57.75"d x 64.00 "h (13/13 slats)

- C. 405053GRY Twin/Twin Bunk Bed, Grey**  
79.25"w x 42.00"d x 64.00 "h (13/13 slats)
- D. 405054GRY Twin/Full Bunk Bed, Grey**  
79.25"w x 57.75"d x 64.00 "h (13/13 slats)

### PRODUCT HIGHLIGHTS

-  **PRODUCT MATERIALS:**  
Rubberwood
-  **BED SIZES:**  
Available in two configurations
-  **MULTIPLE COLOR OPTIONS:**  
Playfully match the color scheme of your room




**B** TWIN/FULL



**C** TWIN/TWIN



### FEATURES

-  **WOOD FINISH:** BLUE OR GREY
-  **MATTRESS READY**
-  **TESTED STATIC WT**  
400/400 LBS TOP/BOTTOM (TWIN/TWIN)  
400/600 LBS TOP/BOTTOM (TWIN/FULL)



## FEATURES

WOOD FINISH: DARK GREY

MATTRESS READY

TESTED STATIC WT: 400/400 LBS TOP/BOTTOM



### HILSHIRE BUNK BED

- Rustic twin over twin bunk bed in dark grey finish with rugged design and modern lodge vibe
- Full-length guardrails keep your little ones safe at night
- Built-in ladder on two sides adds lends to both style and convenience
- Available in twin-over-twin and twin-over-full configurations
- Constructed with pine and plywood
- Slat kits included

**A. 461150 Twin/Twin Bunk Bed**  
81.00" w x 43.00" d x 66.50" h (14/14 slats)

**B. 461151 Twin/Full Bunk Bed**  
81.00" w x 57.75" d x 66.50" h (14/14 slats)

#### PRODUCT HIGHLIGHTS



PRODUCT MATERIALS:  
Pine and plywood



BED SIZES:  
Available in two configurations







## MILES BUNK BED

- Twin over twin bunk bed in cappuccino finish
- Stout cap rail and tasteful dentil molding reminiscent of neoclassical architecture
- Guardrails on top bunk for your kids' safety
- Separates into two twin size beds without sacrificing style
- Constructed with pine and plywood
- Slat kits included

**A. 460266 Twin/Twin Bunk Bed**  
80.00"w x 46.25"d x 63.50"h (13/13 slats)

Separates into two beds!



### FEATURES

- WOOD FINISH: CAPPUCCINO
- MATTRESS READY
- TESTED STATIC WT: 400/400 LBS TOP/BOTTOM



## PARKER BUNK BED

- Classic twin over twin bunk bed with vertically slatted head and footboards in chestnut finish
- Guardrails on top bunk and angled ladder keeps your mind at ease during the night
- Separates into two twin size beds as kids grow
- Constructed with pine and plywood
- Bunkie board foundation required

**B. 460231 Twin/Twin Bunk Bed**  
79.00"w x 56.50"d x 60.50"h (6/6 slats)

Separates into two beds!



### FEATURES

- WOOD FINISH: CHESTNUT
- BUNKIE BOARD: REQUIRED
- TESTED STATIC WT: 400/400 LBS TOP/BOTTOM

Ladder requires 12.5 inches



## FEATURES

WOOD FINISH: MEDIUM BROWN  
UPHOLSTERY: BROWN MICROFIBER

MATTRESS READY  
TESTED STATIC WT: 400/400 LBS TOP/BOTTOM

### JOAQUIN CONVERTIBLE LOFT BED

- The ultimate in multi-functional versatility, this twin over twin convertible bunk bed is the ideal space-saver for any home
- A work or conversation space by day and bed by night, easily convert bottom tier from workstation to bed and back again
- Guardrail on top bunk and centered ladder keeps your children safe through the night
- Conveniently separates into two twin size beds
- Full-foam cushions upholstered with brown microfiber included
- Constructed with pine and plywood
- Slat kit included

**A. 460263 Twin/Twin Convertible Workstation Loft Bed**  
81.50"w x 42.75"d x 72.00"h (14 slats)

#### PRODUCT HIGHLIGHTS

 **PRODUCT MATERIALS:**  
Pine and plywood





FEATURES

- WOOD FINISH: GOLDEN BROWN
- MATTRESS READY

- KENLIN CENTER DRAWER GLIDES
- DRAWER BOX: FRENCH FRONT, ENGLISH BACK DOVETAIL
- TESTED STATIC WT: 400/400 LBS TOP/BOTTOM

YOUTH | WOOD LOFT BEDS

BERNHARDT  
WORKSTATION LOFT BED

- Space-saving rustic style twin over twin workstation bunk bed finished in golden brown
- Guard rails and angled ladder included
- Features a full-length desk with cord access, open shelf, and four (4) storage drawers
- Additional twin bed is on casters for easy mobility (sold separately)
- Constructed with solid acacia, plywood, MDF, and acacia veneer
- Slat kits included

- A. 460575 Twin Workstation Loft Bed**  
80.00”w x 57.75”d x 69.00”h (14 slats)
- B. 460576 Twin Bed**  
41.00”w x 79.25”d x 26.75”h (14 slats)

PRODUCT HIGHLIGHTS

- PRODUCT MATERIALS: Acacia, plywood, MDF, and acacia veneer
- HARDWARE FINISH: Satin
- WIRE CORD ACCESS: Two wire management grommets on desk
- STORAGE SPACE: Store away personal items





## PERRIS WORKSTATION LOFT BED

- Space-saving twin workstation loft bed in cappuccino is perfect for an older child or teen
- Guardrails on top bunk for safety and angled ladder that can be set up on whichever side you choose
- Full-length desk with keyboard tray for your little gamer or computer whiz
- Hutch with six (6) storage compartments and an open shelf for all your organizational needs
- Constructed with rubberwood, MDF, and sapgum veneer
- Slat kit included

**A. 460063 Twin Workstation Loft Bed**  
81.00"w x 41.75"d x 73.50"h (14 slats)

### PRODUCT HIGHLIGHTS



PRODUCT MATERIALS:  
Pine, plywood, MDF, and sapgum veneer



STORAGE SPACE: Store away personal items

### FEATURES



WOOD FINISH: CAPPUCCINO



MATTRESS READY



TESTED STATIC WT: 400 LBS TOP

## DANVILLE LOFT BED

- Space-saving twin loft bed finished in cappuccino is ideal for homes working with a small footprint
- Guardrails on top bunk for safety and angled ladder that can be set up on whichever side you choose
- Seven (7) drawer dresser and four (4) shelf bookcase nests perfectly under to save space (sold separately)
- Constructed with pine, plywood, MDF, and sapgum veneer
- Slat kits included

**B. 400327 Twin Loft Bed**  
78.25"w x 49.50"d x 54.25"h (14 slats)

**C. 400328 7-Drawer Dresser**  
55.50"w x 18.25"d x 35.75"h

**D. 400329 Bookcase**  
19.00"w x 18.25"d x 35.75"h

### PRODUCT HIGHLIGHTS



PRODUCT MATERIALS:  
Pine, plywood, MDF, and sapgum veneer



STORAGE SPACE: Store away personal items

### FEATURES



WOOD FINISH: CAPPUCCINO



MATTRESS READY



FULL EXTENSION DRAWER GLIDES



DRAWER BOX: SCREW CONSTRUCTION



TESTED STATIC WT: 400 LBS





FEATURES

- UPHOLSTERY: NAVY BLUE FABRIC
- WOOD FINISH: NUTMEG

- MATTRESS READY
- TESTED STATIC WT: 400/400 LBS TOP/BOTTOM

YOUTH | UPHOLSTERED BUNK BEDS



A

CHARLENE BUNK BED

- Reminagined with tailored upholstery, this twin over twin bunk bed in navy blue fabric creates an inviting retreat for your child
- Safety is our top priority with solid hardwood guardrails and ladder finished in warm nutmeg

- Individually driven chrome nailhead trim traces the curves of the headboard and footboard and adds vibrancy to any room
- Frame constructed with solid rubberwood and MDF
- Slat kits included

PRODUCT HIGHLIGHTS

- PRODUCT MATERIALS: Rubberwood and MDF
- NAILHEAD TRIM ACCENTS: Individually driven chrome nailhead trim

**A. 460380 Twin/Twin Bunk Bed**  
82.25”w x 43.50”d x 70.00”h  
(15/15 slats)



## ROGEN TRIPLE BUNK BED

- Heavy duty metal triple bunk bed in dark bronze powder coated finish combines the strength of hand-welded steel and modern design
- Guardrails on middle and top bunk for safety
- Full-over-twinXL-over-queen configuration
- Two convenient removable trays can be attached to any part of the bunk
- Constructed with heavy gauge steel tubing
- Mattress-ready steel foundation included

**A. 460561 Triple Full/TXL/Queen Bunk Bed**  
82.50"w x 62.75"d x 76.50"h



Convenient storage table on top bunk

## FEATURES

- METAL FINISH: DARK BRONZE
- MATTRESS READY
- TESTED STATIC WT:  
400/400/400 LBS TOP/MID/BOTTOM



Two removable tray tables included!

## ROGEN TRIPLE BUNK BED

- Heavy duty metal triple bunk bed in dark bronze powder coated finish is hands down the most stable bunk bed on the market
- Guardrails on middle and top bunk for safety
- Available in triple twin and triple full configurations
- Two convenient removable trays included
- Easily separates into three individual beds
- Constructed with heavy gauge steel tubing
- Mattress-ready steel foundation included

**B. 460394T Triple Twin Bunk Bed**

77.50"w x 42.00"d x 76.75"h

**460394F Triple Full Bunk Bed**

77.50"w x 57.25"d x 76.75"h





## FEATURES

 METAL FINISH: DARK BRONZE

 MATTRESS READY

 TESTED STATIC WT:  
400/400/400 LBS TOP/MID/BOTTOM

## YOUTH | METAL BUNK BEDS

### ROGEN TRIPLE BUNK BED

- Heavy duty metal triple bunk bed in dark bronze powder coated finish
- Provides both copious sleeping space and refined style for kids and adults
- Guardrails on middle and top bunk for safety
- Queen-over-twin-over-queen configuration
- Features multiple convertible configurations
- Two convenient removable trays can be attached to any part of the bunk
- Constructed with heavy gauge steel tubing
- Mattress-ready steel foundation included

**A. 460583**

**Triple Bunk Bed**

82.50"w x 77.75"d x 76.50"h  
(3/3/3 PC Metal Foundation)



Two removable trays included!





## FEATURES

 METAL FINISH: DARK BRONZE

 MATTRESS READY

 TESTED STATIC WT:  
400/400/400 LBS TOP/MID/BOTTOM

### NAVARINO TRIPLE BUNK BED

- Heavy duty metal triple bunk bed powder coated in dark bronze marries strength and fashionable style
- Decorative mold castings add visual depth and truly brings in farmhouse vibe
- Guardrails on middle and top bunk for safety
- Twin-over-twin-over-twin configuration
- Easily separates into three twin size beds for optimal versatility
- Constructed with heavy gauge steel tubing
- Mattress-ready steel foundation included

**A. 460220T**  
**Twin Triple Bunk Bed**

78.25" w x 42.75" d x 79.75" h  
(3/3/3 PC Metal Foundation)

#### PRODUCT HIGHLIGHTS

 **PRODUCT MATERIALS:**  
Heavy gauge steel tubing



## FEATURES

 METAL FINISH: MATTE BLACK

 WOOD FINISH: RUSTIC BROWN

 MATTRESS READY

 TESTED STATIC WT: 400/400 LBS TOP/BOTTOM

## YOUTH | METAL BUNK BEDS

### NICKERSON TRIPLE BUNK BED

- Inspire a utilitarian lifestyle with this industrially themed heavy duty metal triple bunk bed in matte black powder coated finish
- Rustic brown engineered veneer panels and industrial rivets will make this an eye-catching centerpiece in any bedroom
- Guardrails on middle and top bunk for safety
- Twin-over-twin-over-twin configuration
- Two convenient removable trays can be attached to any part of the bunk
- Separates into three twin size beds for maximum adaptivity
- Constructed with heavy gauge steel tubing, MDF, and engineered veneer
- Mattress-ready steel foundation included
- Slat kits included

#### A. 401080T

#### Triple Twin Bunk Bed

77.25"w x 41.00"d x 76.75"h

### PRODUCT HIGHLIGHTS




PRODUCT MATERIALS:  
Heavy gauge steel tubing,  
MDF, engineered veneer






# FEATURES

 METAL FINISH: BLACK/GUNMETAL

 MATTRESS READY

 TESTED STATIC WT:  
800/800/800 LBS TOP/BOTTOM/LOFT



 Ladder requires  
12.5 inches

## MEYERS BUNK BED

- Incorporate this innovative heavy duty bunk bed in your children's bedroom for a unique space-saving solution
- Visually appealing two-tone black and gunmetal powder coated finish is both rugged and sleek
- Guardrails on top bunk keeps your little ones safe
- Available in twin-over-twin and twin-over-full configurations
- Seamlessly add an additional bed with the twin loft add-on, complete with workstation, storage shelf, and pencil holders
- Constructed with heavy gauge steel tubing
- Mattress-ready steel foundation included

### A. 460390 Twin/Twin Bunk Bed

78.25"w x 41.25"d x 75"h

(3/3 PC Metal Foundation)

### B. 460391 Twin/Full Bunk Bed

78.25"w x 56.25"d x 67.75"h

(3/3 PC Metal Foundation)

### C. 460392 Twin Loft Add-On

77.75"w x 60.50"d x 67.75"h

(3 PC Metal Foundation)

## PRODUCT HIGHLIGHTS

 PRODUCT MATERIALS:  
Heavy gauge steel tubing

 BED SIZES:  
Available in multiple configurations







## BELTON BUNK BED




- Make your child's bedroom the envy of the block with this heavy duty house-themed bunk bed with eye-catching planked rooftop and accented window
- Twin over twin configuration with charming two-tone white and grey powder coated finish
- Guardrails on top bunk with centered ladder keeps your child safe
- Separates into two twin size beds for optimal versatility
- Constructed with heavy gauge steel tubing
- Mattress-ready steel foundation included

**A. 461161 Twin/Twin Bunk Bed**  
77.75"w x 43.00"d x 81.50"h (Mesh)

### PRODUCT HIGHLIGHTS

 **PRODUCT MATERIALS:**  
Heavy gauge steel tubing

### FEATURES



-  **WOOD FINISH: WHITE/GREY**
-  **MATTRESS READY**
-  **TESTED STATIC WT:**  
400/400 LBS TOP/BOTTOM

## BELTON CANOPY BUNK BED




- From whimsical play to incredible practicality, this heavy duty house-themed canopy bunk bed will surely win the hearts of your kids
- Twin over twin configuration in a modern champagne finish
- Top bunk features 3-stage touch-activated LED lighting to create the perfect ambient atmosphere
- Beige linen-like fabric canopy cover included
- Constructed with heavy gauge steel tubing
- Mattress-ready steel foundation included


**B 400915T Twin/Twin Bunk Bed w/ Canopy**  
79.00"w x 41.75"d x 90.00"h (Mesh)

### PRODUCT HIGHLIGHTS

-  **PRODUCT MATERIALS:**  
Heavy gauge steel tubing
-  **LED LIGHTING:** Overhead on top bunk

### FEATURES

-  **WOOD FINISH: CHAMPAGNE**
-  **MATTRESS READY**
-  **TESTED STATIC WT:**  
400/400 LBS TOP/BOTTOM







STEPHAN BUNK BED




- Whether your little ones' share a room, or they just love having sleepovers, this heavy duty bunk bed powder coated in sleek gunmetal is the perfect pick
- Built-in ladders on two sides with aesthetic dual curved design elements that all symmetry buffs can concur with
- Full length guardrails on upper bunk priorities safety
- Available in twin-over-twin and full-over-full sizes
- Constructed with heavy gauge steel tubing
- Welded slat frame for easy assembly and unbeatable strength

**A. 461078 Twin/Twin Bunk Bed**  
82.00”w x 46.00”d x 65.00”h (20/20 slats)  
**460078 Full/Full Bunk Bed**  
82.00”w x 60.75”d x 65.00”h (20/20 slats)

PRODUCT HIGHLIGHTS

-  **PRODUCT MATERIALS:**  
Heavy gauge steel tubing
-  **BED SIZES:**  
Available in two configurations

FEATURES

-  **METAL FINISH:** GUNMETAL
-  **MATTRESS READY**
-  **TESTED STATIC WT:** 400/400 LBS TOP/BOTTOM



STEPHAN BUNK BED




- Manage play space in your child’s room more efficiently with this heavy duty twin over full bunk bed
- Modern design elements that catch the eye without sacrificing safety
- Subtle yet powerful two-tone gunmetal and silver powder coated finish
- Full length guardrails on upper bunk priorities safety
- Sleek curved ladder profile
- Constructed with heavy gauge steel tubing
- Welded slat frame for easy assembly and unbeatable strength

**B. 460079 Twin/Full Bunk Bed**  
80.00”w x 56.25”d x 61.25”h (20/20 slats)

PRODUCT HIGHLIGHTS

-  **PRODUCT MATERIALS:**  
Heavy gauge steel tubing

FEATURES

-  **METAL FINISH:** GUNMETAL/SILVER
-  **MATTRESS READY**
-  **TESTED STATIC WT:** 400/400 LBS TOP/BOTTOM





A

## KIDRON BUNK BED

- With sophistication and function, this heavy duty twin over full metal bunk bed will instantly upgrade any child's bedroom
- Elegant fluted details with sleek tapered legs
- Powder coated in matte gold, this bunk will keep looking great from toddler all the way to teen years
- Guardrails on upper bunk keep your children safe
- Constructed with heavy gauge steel tubing
- Mattress-ready steel foundation included

**A. 401667 Twin/Full Bunk Bed**  
78.00"w x 55.75"d x 64.75"h  
(3/3 PC Metal Foundation)

### PRODUCT HIGHLIGHTS

 **PRODUCT MATERIALS:**  
Heavy gauge steel tubing

## FEATURES

-  **METAL FINISH:** MATTE GOLD
-  **MATTRESS READY**
-  **TESTED STATIC WT:** 600/600 LBS TOP/BOTTOM



B

## FAIRFAX BUNK BED




- Modern twin over twin bunk bed finished in light gunmetal with innovative versatile design
- Unique interwoven metal framework captures the imagination
- Full length guardrails on upper bunk priorities safety
- Conveniently separates into two twin size beds for greater flexibility once your kids' bunking days are over
- Constructed with heavy gauge steel tubing
- Welded slat frame for easy assembly and unbeatable strength

**B. 7395 Twin/Twin Bunk Bed**  
78.50"w x 42.00"d x 60.00"h  
(21/21 slats)

### PRODUCT HIGHLIGHTS

 **PRODUCT MATERIALS:**  
Heavy gauge steel tubing

## FEATURES

-  **METAL FINISH:** LIGHT GUNMETAL
-  **MATTRESS READY**
-  **TESTED STATIC WT:** 400/400 LBS TOP/BOTTOM

 **Ladder requires  
12.5 inches**






HAYWARD BUNK BED

- Minimalist bunk bed in silver powder coated finish gives you all the function of a bunk bed without overpowering your space
- Great for siblings sharing a room or for sleepovers
- Guardrails on upper bunk to keep your little ones safe
- Available in twin over twin and twin over full configurations
- Twin over twin separates into two individual beds for maximum versatility
- Constructed with heavy gauge steel tubing
- Slat kits included
- Available in silver and black

**A. 460062 Twin/Full Bunk Bed**  
79.00”w x 58.00”d x 65.75”h (21/21 slats)




**B. 460072 Twin/Twin Bunk Bed**  
79.00”w x 43.00”d x 65.75”h (21/21 slats)

PRODUCT HIGHLIGHTS

-  **PRODUCT MATERIALS:**  
Heavy gauge steel tubing
-  **BED SIZES:**  
Available in two configurations
-  **MULTIPLE COLOR OPTIONS:**  
Playfully match the color scheme of your room



FEATURES

-  **METAL FINISH: SILVER**
-  **MATTRESS READY**
-  **TESTED STATIC WT:**  
400/400 LBS TOP/BOTTOM



## HAYWARD BUNK BED

- Minimalist bunk bed in black powder coated finish gives you all the function of a bunk bed without overpowering your space
- Great for siblings sharing a room or for sleepovers
- Guardrails on upper bunk to keep your little ones safe
- Available in twin over twin and twin over full configurations
- Twin over twin separates into two individual beds for maximum versatility
- Constructed with heavy gauge steel tubing
- Slat kits included
- Available in black and silver

### A. 460062B Twin/Full Bunk Bed

79.00"w x 58.00"d x 65.75"h (21/21 slats)

### B. 460072B Twin/Twin Bunk Bed

79.00"w x 43.00"d x 65.75"h (21/21 slats)

## PRODUCT HIGHLIGHTS



PRODUCT MATERIALS:  
Heavy gauge steel tubing



BED SIZES:  
Available in two configurations



MULTIPLE COLOR OPTIONS:  
Playfully match the color scheme of your room

## FEATURES



METAL FINISH: BLACK



MATTRESS READY



TESTED STATIC WT:  
400/400 LBS TOP/BOTTOM



MORGAN BUNK BED

- Customize your contemporary kids’ room or guestroom with this classic bunk bed with multiple powder coated color options
- Full length guardrails on top bunk prioritizing safety
- Choose from twin-over-twin, twin-over-full, and full-over-full
- Constructed with heavy gauge steel tubing
- Welded slat frame for easy assembly and unbeatable strength
- Available in black, white, silver, and blue

- A. 2258K Twin/Full Bunk Bed**  
78.50”w x 57.00”d x 59.00”h (20/20 slats)
- B. 2256K Twin/Twin Bunk Bed**  
78.50”w x 42.00”d x 59.00”h (20/20 slats)
- 460056K Full/Full Bunk Bed**  
78.25”w x 57.00”d x 59.00”h (20/20 slats)



FEATURES

- METAL FINISH: BLACK
- MATTRESS READY
- TESTED STATIC WT:  
400/400 LBS TOP/BOTTOM

MORGAN BUNK BED

- Accommodate two kids in a compact space with this powder coated steel bunk bed with multiple color options
- True minimalism satisfying even the most conscious spenders without sacrificing safety
- Full length guardrails on top bunk prioritizing safety
- Choose from twin-over-twin and twin-over-full
- Constructed with heavy gauge steel tubing
- Welded slat frame for easy assembly and unbeatable strength
- Available in black, white, and silver
- Promotional version of 2256K and 2258K

- C. 460378K Twin/Full Bunk Bed**  
78.00”w x 57.00”d x 58.75”h (20/20 slats)
- D. 460377K Twin/Twin Bunk Bed**  
78.00”w x 42.00”d x 58.75”h (20/20 slats)



FEATURES

- METAL FINISH: BLACK
- MATTRESS READY
- TESTED STATIC WT:  
400/400 LBS TOP/BOTTOM





## MORGAN BUNK BED

- Customize your contemporary kids' room or guestroom with this classic bunk bed with multiple powder coated color options
- Full length guardrails on top bunk prioritizing safety
- Choose from twin-over-twin, twin-over-full, and full-over-full
- Constructed with heavy gauge steel tubing
- Welded slat frame for easy assembly and unbeatable strength
- Available in white, black, silver, and blue

### A. 2258W Twin/Full Bunk Bed

78.50"w x 57.00"d x 59.00"h (20/20 slats)

### B. 2256W Twin/Twin Bunk Bed

78.50"w x 42.00"d x 59.00"h (20/20 slats)

### 460056W Full/Full Bunk Bed

78.25"w x 57.00"d x 59.00"h (20/20 slats)



## FEATURES

- METAL FINISH: WHITE
- MATTRESS READY
- TESTED STATIC WT: 400/400 LBS TOP/BOTTOM



## MORGAN BUNK BED

- Accommodate two kids in a compact space with this powder coated steel bunk bed with multiple color options
- True minimalism satisfying even the most conscious spenders without sacrificing safety
- Full length guardrails on top bunk prioritizing safety
- Choose from twin-over-twin and twin-over-full
- Constructed with heavy gauge steel tubing
- Welded slat frame for easy assembly and unbeatable strength
- Available in white, black, and silver
- Promotional version of 2256W and 2258W

### C. 460378W Twin/Full Bunk Bed

78.00"w x 57.00"d x 58.75"h (20/20 slats)

### D. 460377W Twin/Twin Bunk Bed

78.00"w x 42.00"d x 58.75"h (20/20 slats)



## FEATURES

- METAL FINISH: WHITE
- MATTRESS READY
- TESTED STATIC WT: 400/400 LBS TOP/BOTTOM






MORGAN BUNK BED

- Customize your contemporary kids’ room or guestroom with this classic bunk bed with multiple powder coated color options
- Full length guardrails on top bunk prioritizing safety
- Choose from twin-over-twin, twin-over-full, and full-over-full
- Constructed with heavy gauge steel tubing
- Welded slat frame for easy assembly and unbeatable strength
- Available in silver, blue, black, and white

- A. 2258V Twin/Full Bunk Bed**  
78.50”w x 57.00”d x 59.00”h (20/20 slats)
- B. 2256V Twin/Twin Bunk Bed**  
78.50”w x 42.00”d x 59.00”h (20/20 slats)
- 460056V Full/Full Bunk Bed**  
78.25”w x 57.00”d x 59.00”h (20/20 slats)

FEATURES

-  METAL FINISH: SILVER
-  MATTRESS READY
-  TESTED STATIC WT:  
400/400 LBS TOP/BOTTOM






MORGAN BUNK BED

- Accommodate two kids in a compact space with this powder coated steel bunk bed with multiple color options
- True minimalism satisfying even the most conscious spenders without sacrificing safety
- Full length guardrails on top bunk prioritizing safety
- Choose from twin-over-twin and twin-over-full
- Constructed with heavy gauge steel tubing
- Welded slat frame for easy assembly and unbeatable strength
- Available in silver, black, and white
- Promotional version of 2256V and 2258V

- C. 460378V Twin/Full Bunk Bed**  
78.00”w x 57.00”d x 58.75”h (20/20 slats)
- D. 460377V Twin/Twin Bunk Bed**  
78.00”w x 42.00”d x 58.75”h (20/20 slats)

FEATURES

-  METAL FINISH: SILVER
-  MATTRESS READY
-  TESTED STATIC WT:  
400/400 LBS TOP/BOTTOM



FEATURES

- METAL FINISH: BLUE
- MATTRESS READY

TESTED STATIC WT:  
400/400 LBS TOP/BOTTOM

YOUTH | METAL BUNK BEDS



A



B

- A. 2258B Twin/Full Bunk Bed**  
78.50”w x 57.00”d x 59.00”h (20/20 slats)
- B. 2256B Twin/Twin Bunk Bed**  
78.50”w x 42.00”d x 59.00”h (20/20 slats)

PRODUCT HIGHLIGHTS

- PRODUCT MATERIALS:  
Heavy gauge steel tubing
- BED SIZES:  
Available in multiple configurations
- MULTIPLE COLOR OPTIONS:  
Playfully match the color scheme of your room

MORGAN BUNK BED

- Customize your contemporary kids’ room or guestroom with this classic bunk bed with multiple powder coated color options
- Full length guardrails on top bunk prioritizing safety
- Choose from twin-over-twin and twin-over-full configurations
- Constructed with heavy gauge steel tubing
- Welded slat frame for easy assembly and unbeatable strength
- Available in blue, silver, black, and white






BOLTZERO BUNK BED

- Embrace modern innovation with this twin over twin bunk bed in a durable powder coated finish
- Patented locking system
- No tools or hardware required for assembly makes this the most convenient and hassle-free bunk bed on the market
- Guardrails on top bunk keep your little ones safe
- Constructed with heavy gauge steel tubing
- Slat kits included
- Available in black and silver


**A. 460471T Twin/Twin Bunk Bed**  
77.50”w x 41.00”d x 63.00”h (16/16 slats)

FEATURES

-  METAL FINISH: BLACK
-  MATTRESS READY
-  TESTED STATIC WT: 400/400 LBS TOP/BOTTOM





PRODUCT HIGHLIGHTS

-  PRODUCT MATERIALS:  
Heavy gauge steel tubing
-  MULTIPLE COLOR OPTIONS:  
Playfully match the color scheme of your room

**B. 460472T Twin/Twin Bunk Bed**  
77.50”w x 41.00”d x 63.00”h (16/16 slats)

FEATURES

-  METAL FINISH: SILVER
-  MATTRESS READY
-  TESTED STATIC WT: 400/400 LBS TOP/BOTTOM





## FEATURES

 METAL FINISH: DARK GUNMETAL

 DESKTOP FINISH: CHESTNUT

 MATTRESS READY

 TESTED STATIC WT: 400/400 LBS TOP/BOTTOM

## YOUTH | METAL BUNK BEDS

### ARCHER BUNK BED

- Upgrade your childrens' bedroom in a perfect combination of adventure and style with this convertible bunk bed in dark gunmetal powder coated finish
- Easily convert bottom tier from a roomy workstation to a mattress-ready bed when hosting overnight guests
- Workstation includes white board, marker storage, and tablet slots
- Full length guardrails on top bunk keeps your little one from rolling off
- Four built-in ladders makes this bunk as fun as it is versatile
- Available in twin-over-twin and full-over-full configurations
- Constructed with heavy gauge steel tubing, MDF, and engineered veneer
- Welded slat frame for easy assembly and unbeatable strength

#### A. 400020T

##### Twin/Twin Workstation Loft Bunk Bed

81.25"w x 41.50"d x 76.75"h (20 slats)

#### B. 400020F

##### Full/Full Workstation Loft Bunk Bed

81.25"w x 56.25"d x 76.75"h (20 slats)

### PRODUCT HIGHLIGHTS



PRODUCT MATERIALS:  
Heavy gauge steel tubing, MDF, and engineered veneer



BED SIZES:  
Available in two configurations









FISHER WORKSTATION LOFT BED

- This compact workstation loft bed in powder coated gunmetal finish is great for small spaces as a bed and a workstation all in one functional piece
- Full length guardrails on top bunk keeps your child safe
- Convenient workstation with desk top in chestnut finished engineered veneer is accessible from both sides for optimal versatility
- Full length guardrails and ladder included
- Complete the set with a twin or full size bed to add a second sleeping space
- Constructed with heavy gauge steel tubing, MDF, and engineered veneer
- Mattress-ready steel slat system included

**A. 460229 Twin Workstation Loft Bed**  
85.50”w x 42.25”d x 65.00”h (3 PC Metal Foundation)  
**B. 300279F Full Bed**  
56.25”w x 77.50”d x 30.25”/19.75”h (13 slats)  
**300279T Twin Bed**  
41.50”w x 77.50”d x 30.25”/19.75”h (13 slats)

FEATURES

-  METAL FINISH: GUNMETAL
-  DESKTOP FINISH: CHESTNUT
-  MATTRESS READY
-  TESTED STATIC WT: 400/400 LBS TOP/BOTTOM







HADLEY WORKSTATION LOFT BED

- Clean lines and classic style makes his workstation loft bed a perfect place to play, create, and sleep
- Guardrails on top bunk with angled ladder keeps your child safe while sleeping and climbing up
- Workstation features desk with three (3) storage shelves wrapped in a scratch/heat resistant laminate veneer
- Add a second sleep surface with a twin size bed including casters for easily mobility
- Constructed with heavy gauge steel tubing, MDF, and engineered veneer
- Mattress-ready steel foundation included

**C. 400961T Twin Workstation Loft Bed**  
78.50”w x 59.25”d x 71.25”h (4 PC Metal Foundation)  
**D. 400962T Twin Bed**  
42.00”w x 78.00”d x 21.00”h (4 PC Metal Foundation)

FEATURES

-  METAL FINISH: GUNMETAL
-  DESKTOP / SHELF FINISH: BLACK
-  MATTRESS READY
-  TESTED STATIC WT: 400/400 LBS TOP/BOTTOM



 Ladder requires 12.5 inches



## JENNER FUTON WORKSTATION LOFT BED

- This twin workstation loft bed with futon frame is an all-in-one space-saving solution for your child
- Black powder coated finish is both sleek and stylish
- Full length guardrails on top bunk for safety
- Spacious ergonomic desktop wrapped in scratch/heat resistant laminate veneer with built-in CD rack maximizes the space utilization
- Desk chair and convertible futon frame included (futon pad sold separately)
- Constructed with heavy gauge steel tubing, MDF, and engineered veneer
- Welded slat frame for easy assembly and unbeatable strength

### A. 2209 Twin Workstation Loft Bed

78.50" w x 42.00" d x 69.25" h (20 slats)

### B. 2335M Pad

73.00" w x 29.00" d x 4.00" h

## FEATURES

- METAL FINISH: BLACK
- DESKTOP FINISH: WHITE
- MATTRESS READY
- TESTED STATIC WT: 400 LBS



## AVALON WORKSTATION LOFT BED

- Save space with this heavy duty full workstation loft bed that is built like a tank and is as beautiful as it is functional
- Full length guardrails on top bunk and built-in ladder on two sides for safety and versatility
- Workstation features spacious full-length desk top with scratch/heat resistance laminate veneer, keyboard tray, and storage shelves
- Constructed with heavy gauge steel tubing, MDF, and engineered veneer
- Welded slat frame for easy assembly and unbeatable strength

### C. 460023 Full Workstation Loft Bed

80.75" w x 56.50" d x 72.75" h (22 slats)

## FEATURES

- METAL FINISH: BLACK
- DESKTOP FINISH: BLACK
- MATTRESS READY
- TESTED STATIC WT: 400 LBS



PARKVIEW WORKSTATION LOFT BED





- This heavy duty full workstation loft bed in black powder coated finish features unique Sigma profile and classic details for a modern look
- Full length guardrails on top bunk and angular ladder keeps safety a top priority
- Spacious full-length desk top with scratch/heat resistance laminate veneer and storage rack
- Constructed with heavy gauge steel tubing, MDF, and engineered veneer
- Welded slat frame for easy assembly and unbeatable strength

**A. 460092 Full Workstation Loft Bed**  
80.00”w x 56.50”d x 72.00”h (22 slats)

PRODUCT HIGHLIGHTS

 **PRODUCT MATERIALS:**  
Heavy gauge steel tubing, MDF, and engineered veneer

FEATURES

-  **METAL FINISH: BLACK**
-  **DESKTOP FINISH: BLACK**
-  **MATTRESS READY**
-  **TESTED STATIC WT: 400 LBS**




HYDE WORKSTATION LOFT BED

- This workstation loft bed in silver powder coated finish will be a welcome and functional addition to any child’s room
- Guardrails on top bunk and angled ladder keeps your little one safe
- Versatile full-length desk top with scratch/heat resistance laminate veneer
- Choose from options of twin and full size
- Constructed with heavy gauge steel tubing, MDF, and engineered veneer
- Welded slat frame for easy assembly and unbeatable strength





**B. 400034F Full Workstation Loft Bed**  
77.00”w x 75.00”d x 71.00”h (20 slats)  
**400034T Twin Workstation Loft Bed**  
77.00”w x 57.00”d x 71.00”h (20 slats)

PRODUCT HIGHLIGHTS

 **PRODUCT MATERIALS:**  
Heavy gauge steel tubing, MDF, and engineered veneer

 **BED SIZES:**  
Available in two sizes

FEATURES

-  **METAL FINISH: SILVER**
-  **DESKTOP FINISH: BLACK**
-  **MATTRESS READY**
-  **TESTED STATIC WT: 400 LBS**











### COLLINS FUTON BUNK BED

- The perfect solution for shared or small spaces, this twin over futon bunk bed will be an instant upgrade for any child's room or guestroom
- Steel frame powder coated in black with solid rubberwood posts in cinnamon finish that showcase the natural grain of the wood
- Single-handedly convert the futon from sofa to a full size bed (futon pad sold separately)
- Full length guardrails on top bunk and angled ladder prioritizes safety
- Constructed with solid rubberwood and heavy gauge steel tubing
- Slat kit included

**A. 2249 Twin/Futon Bunk Bed**  
80.75" w x 41.75" d x 64.20" h (20 slats)

 Ladder requires  
12.5 inches

### FEATURES

-  WOOD FINISH: CINNAMON
-  METAL FINISH: BLACK
-  MATTRESS READY
-  TESTED STATIC WT: 400/400 LBS TOP/BOTTOM





### MONTGOMERY FUTON BUNK BED

- Classic C-shaped twin over futon bunk bed adds and functional versatility to any bedroom or guestroom
- Single-handedly convert the futon from sofa to a full size bed (futon pad sold separately)
- Full length guardrails on top bunk and built-in ladders on two sides merging style and safety
- Constructed with heavy gauge steel tubing
- Welded slat frame for easy assembly and unbeatable strength
- Available in black and white




**B. 2253K Twin/Futon Bunk Bed**  
78.50" w x 41.75" d x 64.50" h (20 slats)  
**C. 2253W Twin/Futon Bunk Bed**  
78.50" w x 41.75" d x 64.50" h (20 slats)

### PRODUCT HIGHLIGHTS

-  PRODUCT MATERIALS:  
Heavy gauge steel tubing, MDF, and engineered veneer
-  MULTIPLE COLOR OPTIONS:  
Playfully match the color scheme of your room



### FEATURES

-  METAL FINISH: BLACK AND WHITE
-  MATTRESS READY
-  TESTED STATIC WT: 400/400 LBS TOP/BOTTOM



# FUTON MATTRESSES + COVERS

- Relax in style with our full-sized futon mattresses available in a wide variety of options
- High-quality 2.8 density fiber foam with twice the longevity of regular polyurethane foam
- Soft and comfortably firm batting made with the highest quality cotton blend
- Quality Bonnell innersprings constructed using hardened steel
- Futon covers available in colors to fit every space
- Proudly made in the USA
- Product dimensions may vary depending on location



## CHOOSE FROM SIX DIFFERENT FUTON PADS

- **#2002:** High density foam core with two layers of cotton batting
- **#2005:** Two high density foam cores with three layers of cotton batting
- **#2009:** Two high density foam cores with five layers of cotton batting
- **#2019:** High density foam core with two bonded polyester pads and six layers of cotton batting
- **#2005IS:** Two high density foam cores with 13.5 gauge Bonnell spring and two layers of cotton batting
- **#2009IS:** Two high density foam cores with 13 gauge Bonnell spring and four layers of cotton batting

A



BROWN



GREY



SAGE GREEN

- A. 2019BRN Luxury Futon Pad**  
75.00”w x 54.00”d x 8.00”h
- B. 2019GRY Luxury Futon Pad**  
75.00”w x 54.00”d x 8.00”h
- C. 2019SGE Luxury Futon Pad**  
75.00”w x 54.00”d x 8.00”h

## FEATURES

- UPHOLSTERY: BROWN / GREY / SAGE GREEN BRUSHED MICROFIBER
- CLEANING CODE: S

D



Soft 100% polyester cover

Multiple options available!

- D. 2002 Promotional Futon Pad**  
75.00”w x 54.00”d x 6.00”h
- 2005 Deluxe Futon Pad**  
75.00”w x 54.00”d x 7.00”h
- 2009 Premium Futon Pad**  
75.00”w x 54.00”d x 8.00”h
- 2005IS Deluxe Innerspring Futon Pad**  
75.00”w x 54.00”d x 7.50”h
- 2009IS Premium Innerspring Futon Pad**  
75.00”w x 54.00”d x 9.00”h

## FEATURES

- UPHOLSTERY: BLACK POLYESTER FABRIC
- CLEANING CODE: S

E



Available in a wide range of colors & machine washable!

## E. 2009P Plain Futon Cover

## FEATURES

- FUTON COVER: SELECTION VARIES AT DIFFERENT LOCATIONS
- CLEANING CODE: S



## PRINCESS CASTLE LOFT BED

- Create a fairy tale bedroom with this castle-inspired twin loft tent bed that will magically transform your little one into a princess each and every night
- Pink and periwinkle polyester blend tent cover and large play area under the loft challenges the imagination and inspires creative play
- Guardrails and sturdy steel frame keep your child safe
- Slide adds a fun touch and makes getting out of bed fun and easy
- Constructed with heavy gauge steel tubing
- Welded slat frame for easy assembly and unbeatable strength
- Maximum weight limit on slide: 150lbs

### A. 460279 Tent Loft Bed

79.75"w x 101.00"d x 93.25"h (22 slats)

#### FEATURES

- UPHOLSTERY: PINK/PERIWINKLE FABRIC
- METAL FINISH: WHITE
- MATTRESS READY
- TESTED STATIC WT: 400 LBS



## SWEETHEART LOFT BED

- This cute twin loft tent bed will bring joyful wonderment to your little princess as she plays during the day and sleeps through the night
- Pink polyester blend tent cover ties it all together creating a personal play space your little one can call her own
- Guardrails around bunk keep your kid safe
- Includes a storage shelf to stay organized
- Constructed with heavy gauge steel tubing
- Mattress-ready steel foundation included

### B. 460202 Tent Loft Bed

90.75"w x 41.50"d x 72.25"h  
(3 PC Metal Foundation)

#### FEATURES

- UPHOLSTERY: PINK FABRIC
- METAL FINISH: WHITE
- MATTRESS READY
- TESTED STATIC WT: 400 LBS




## FEATURES

 METAL FINISH: RED, BLUE, YELLOW

 UPHOLSTERY: RED FABRIC

 MATTRESS READY

 TESTED STATIC WT: 400 LBS



### MULTI-COLOR LOFT BED

- Playhouse-inspired twin loft bed will turn your child's bedroom into a playroom they'll never want to leave
- Sturdy steel frame powder coated in a fun mix of red, blue, and yellow
- Guardrails around bed and angle ladder for utmost safety
- Red polyester blend tent cover creates a spacious fort every kid will love
- Retractable storage shelf for optimal organizational versatility
- Constructed with heavy gauge steel tubing
- Welded slat frame for easy assembly and unbeatable strength
- Maximum weight limit on slide: 150lbs

#### A. 7239 Tent Loft Bed

115.50" w x 99.75" d x 49.75" h (22 slats)

#### PRODUCT HIGHLIGHTS



PRODUCT MATERIALS:  
Heavy gauge steel tubing





A

## CAMOUFLAGE TENT BED

- Bring creativity to your child's bedroom while encouraging their imagination with this rugged twin loft bed powder coated in army green
- Camouflage pattern polyester tent cover delivers a spacious personal fort underneath the loft your child will love
- Guardrails and angled ladder for optimal safety
- Constructed with heavy gauge steel tubing
- Mattress-ready steel foundation included

### A. 460331 Tent Loft Bed

77.50"w x 41.50"d x 72.50"h  
(3 PC Metal Foundation)

#### FEATURES

- UPHOLSTERY: CAMOUFLAGE FABRIC
- METAL FINISH: ARMY GREEN
- MATTRESS READY
- TESTED STATIC WT: 400 LBS



B

## CAMOUFLAGE LOFT BED

- This army-themed twin loft tent bed merges a bed, fort, and slide all into one, everything a fun-filled child could ask for
- Camouflage pattern polyester tent cover challenges the imagination and gives your child a personal play area
- Guardrails and angled ladder for optimal safety
- Constructed with heavy gauge steel tubing
- Welded slat frame for easy assembly and unbeatable strength
- Maximum weight limit on slide: 150lbs

### B. 7470 Tent Loft Bed

115.50"w x 99.75"d x 49.75"h (22 slats)

#### FEATURES

- UPHOLSTERY: CAMOUFLAGE FABRIC
- METAL FINISH: ARMY GREEN
- MATTRESS READY
- TESTED STATIC WT: 400 LBS





JONES TWIN BED

- This twin spindle bed in white finish will surely be one to adored as the centerpiece in your child’s bedroom
- Classic style with whimsical bobbin wood turnings inspired by Jenny Lind
- Constructed with solid pine
- Mattress-ready slat system included
- Maximum weight limit on slide: 150lbs

A. 400415T Twin Bed  
41.75”w x 79.25”d x 44.00”h (13 Slats)

PRODUCT HIGHLIGHTS

PRODUCT MATERIALS:  
Rubberwood

FEATURES

- WOOD FINISH: WHITE
- MATTRESS READY
- TESTED STATIC WT: 400 LBS





PARKER COLLECTION




- Classic twin bed in chestnut finish will bring style and function into your little one's bedroom
- Choose from two bed styles with arched panel or vertically slatted head and footboards
- Maximize storage and space-saving capacities with a three (3) drawer underbed storage on either or both sides (sold separately)
- Constructed with solid pine, MDF, and sapgum veneer
- Box spring foundation required







Matching Bunk Bed Available - #460231

- A. 400290T Twin Bed**  
43.00”w x 78.75”d x 47.75”h (3 slats)
- B. 400291T Twin Bed**  
41.75”w x 79.25”d x 49.25”h (3 slats)
- C. 400291S Underbed Storage**  
74.75”w x 18.75”d x 11.75”h

PRODUCT HIGHLIGHTS

-  **PRODUCT MATERIALS:**  
Pine, MDF, and sapgum veneer
-  **UNDERBED STORAGE OPTION:**  
Store away personal items
-  **MULTIPLE BED STYLES:** Choose a style that matches your decor

FEATURES

-  **WOOD FINISH: CHESTNUT**
-  **EURO DRAWER GLIDES**
-  **FOUNDATION REQUIRED**
-  **TESTED STATIC WT: 300 LBS**



FEATURES

METAL FINISH: MATTE GOLD

MATTRESS READY

UPHOLSTERY: WHITE SHEER FABRIC

TESTED STATIC WT: 400/600 LBS TWIN/FULL

ETTA LED CANOPY BED

- This modern canopy bed in matte gold power coated finish will make your kid feel like royalty each and every night
- Touch-activated LED lighting with three (3) brightness modes sets the perfect ambiance
- Sheer white polyester fabric cover with ties included to elegantly drape the canopy as desired
- Choose from twin and full size beds
- Constructed with heavy gauge steel tubing
- Requires box spring

A. 305773F Full Bed

56.5”w x 80.25”d x 89.5”h (4 slats)

B. 305773T Twin Bed

41.5”w x 80.25”d x 89.5”h (4 slats)

PRODUCT HIGHLIGHTS



PRODUCT MATERIALS:  
Heavy gauge steel tubing



LED LIGHTING: Helps to create a cool and calm ambient effect



BED SIZES:  
Available in two bed sizes

B

Also available in twin size!



LED LIGHTING

Touch-activated  
LED lighting  
with three (3)  
brightness modes  
sets the perfect  
ambiance



A



A

FEATURES

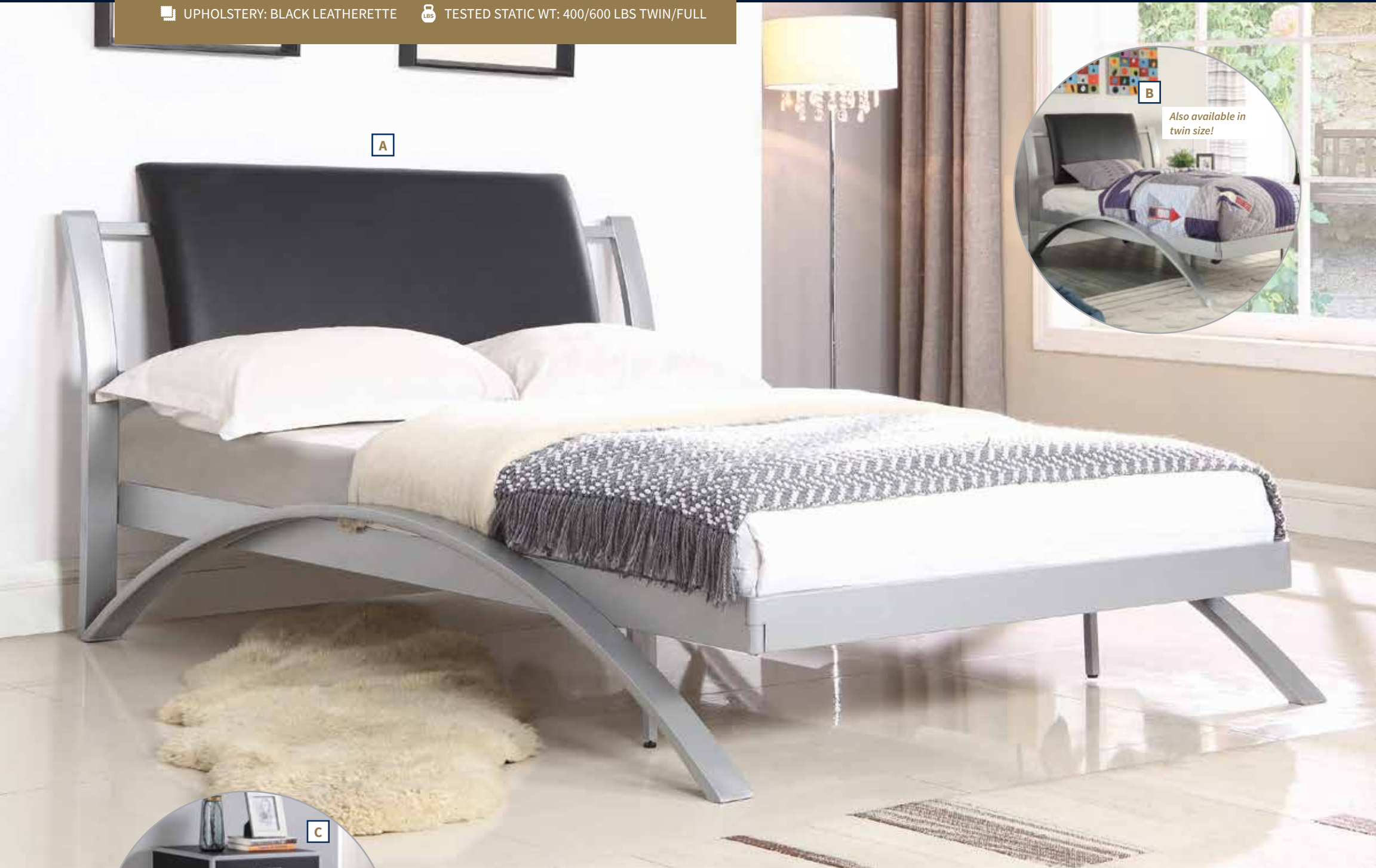
METAL FINISH: SILVER

UPHOLSTERY: BLACK LEATHERETTE

MATTRESS READY

TESTED STATIC WT: 400/600 LBS TWIN/FULL

YOUTH | METAL BEDS



Also available in twin size!



PRODUCT HIGHLIGHTS

- PRODUCT MATERIALS:  
Heavy gauge steel tubing
- LEATHERETTE HEADBOARD:  
Elegant and durable upholstery
- BED SIZES:  
Available in two bed sizes
- MATCHING CHEST: For added  
organizational versatility



- A. 300200F Full Bed**  
62.25”w x 81.75”d x 41.5”h (13 slats)
- B. 300200T Twin Bed**  
47.25”w x 81.75”d x 41.5”h (13 slats)
- C. 460285 4-Drawer Chest**  
24.00”w x 18.50”d x 37.50”h

LECLAIR COLLECTION

- Give your child the coolest bedroom on the block with this contemporary bed powder coated in silver finish
- Curved cushioned headboard upholstered in black leatherette is perfect to lean up against while watching TV or reading a book
- Available in twin and full size options
- Complete the set with some added storage space with the four (4) drawer chest with lockable casters for easily mobility
- Frame constructed with heavy gauge steel tubing
- Slat kit included



## FEATURES

 METAL FINISH: POWDER PINK  
 UPHOLSTERY: IVORY FABRIC

 MATTRESS READY  
 TESTED STATIC WT: 400 LBS





### MASSI COLLECTION

- Create an idyllic fairy tale bedroom with this youth collection that will surely win the heart of your little one
- Make your child feel like a princess with the carriage canopy bed adorned with whimsical scroll work in a powder coated pink finish
- Simple yet functional nightstand with clear tempered glass top and slatted shelf
- Bench with tufted ivory fabric upholstered cushion is perfect for added seating
- All-in-one vanity with mirror, clear tempered glass top/shelf, and matching stool
- Constructed with heavy gauge steel tubing
- Slat kit include

**A. 400155T Twin Canopy Bed**  
42.50" w x 88.00" d x 78.75" h (13 slats)  
**B. 401152 Nightstand**  
19.75" w x 18.00" d x 30.00" h  
**C. 401156 Bench**  
34.50" w x 18.50" d x 59.25" h  
**D. 401157 2 PC Vanity Set**  
39.25" w x 15.50" d x 18.00" h

### PRODUCT HIGHLIGHTS

-  **PRODUCT MATERIALS:**  
Heavy gauge steel tubing
-  **MATCHING CASES:** Complete the set with matching pieces

FEATURES

METAL FINISH: PINK

UPHOLSTERY: WHITE SHEER FABRIC

MATTRESS READY

TESTED STATIC WT: 400 LBS

YOUTH | METAL BEDS



PRODUCT HIGHLIGHTS

PRODUCT MATERIALS:  
Heavy gauge steel tubing

**A. 302133 Twin Tent Bed**  
48.00”w x 77.50”d x 68.00”h (16 slats)

FULTONVILLE CANOPY BED

- Instantly upgrade your kid’s bedroom with this adorable teepee canopy bed in soft pink powder coated finish
- Perfect combination of fun for your little one with timeless simplistic style
- Sheer white fabric cover included to complete the whimsical canopy style
- Frame constructed with heavy gauge steel tubing
- Slat kit included






BENNETTE SOCCER BED

- Let your child dream of endless goals in this twin size soccer goal bed
- Durable powder coated finish that will keep up with even the most rambunctious of kids
- Complete with mesh net cover
- Frame constructed with heavy gauge steel tubing
- Slat kit included
- Available in black and white



A. 301067 Twin Soccer Bed

78.00”w x 41.25”d x 69.25”h (16 slats)

FEATURES

-  METAL FINISH: BLACK
-  MATTRESS READY
-  TESTED STATIC WT: 400 LBS




PRODUCT HIGHLIGHTS

-  PRODUCT MATERIALS:  
Heavy gauge steel tubing
-  MULTIPLE COLOR OPTIONS:  
Playfully match the color scheme of your room

B. 301068 Twin Soccer Bed

78.00”w x 41.25”d x 69.25”h (16 slats)

FEATURES

-  METAL FINISH: WHITE
-  MATTRESS READY
-  TESTED STATIC WT: 400 LBS





## FISHER METAL BED

- Heavy duty metal bed with clean lines in a durable gunmetal powder coated finish
- Choose from twin and full size options
- Constructed with heavy gauge steel tubing
- Slat kit included
- Save space with matching workstation loft bed (#460229)

**A. 300279F Full Bed** 56.25"w x 77.50"d x 30.25"/19.75"h (13 slats)  
**300279T Twin Bed** 41.50"w x 77.50"d x 30.25"/19.75"h (13 slats)

### FEATURES

- METAL FINISH: GUNMETAL
- MATTRESS READY
- TESTED STATIC WT: 400 LBS



## BAINES METAL BED

- Contemporary twin bed in a long lasting powder coated finish
- Low profile arched head and footboards lends a classic minimalistic look
- Accents on headboard help keep pillows on the bed
- Constructed with heavy gauge steel tubing
- Welded slats for easy assembly and unbeatable strength
- Available in black and silver

**B. 400157T Twin Bed** 42.25"w x 78.25"d x 32.25"h (13 slats)

### FEATURES

- METAL FINISH: BLACK
- MATTRESS READY
- TESTED STATIC WT: 400 LBS



## PRODUCT HIGHLIGHTS

- PRODUCT MATERIALS:  
Heavy gauge steel tubing
- MULTIPLE COLOR OPTIONS:  
Playfully match the color scheme of your room

**C. 400159T Twin Bed** 42.25"w x 78.25"d x 32.25"h (13 slats)

### FEATURES

- METAL FINISH: SILVER
- MATTRESS READY
- TESTED STATIC WT: 400 LBS





METAL FINISH: WHITE


MARJORIE METAL BED

- Create a stylish bedroom with this sleek twin size bed in powder coated finish
- Arched head and footboard create a symmetrical charm
- Frame constructed with heavy gauge steel tubing
- Welded slats for easy assembly and unbeatable strength
- Available in white, black, and blue

- A. 2389W Twin Bed** 42.00”w x 78.50”d x 40.00”h (13 slats)
- B. 2389B Twin Bed** 42.00”w x 78.50”d x 40.00”h (13 slats)
- C. 2389N Twin Bed** 42.00”w x 78.50”d x 40.00”h (13 slats)

FEATURES

- MATTRESS READY
- TESTED STATIC WT: 400 LBS



METAL FINISH: BLACK



METAL FINISH: BLUE



- Twin size headboard with casual cottage style in white powder coated finish
- Charming design with eye-catching inverted arch and sphere finials
- Seashell-inspired casting decorations
- Constructed with heavy gauge steel tubing
- Bed frame required

**D. 450101T Twin Headboard**  
39.00”w x 1.50”d x 42.00”h



- Twin size metal headboard with modern classic design in matte black powder coated finish
- Whimsical curves and fine detailing fits perfectly in any guestroom or child's bedroom
- Constructed with heavy gauge steel tubing
- Bed frame required

**E. 450102T Twin Headboard**  
39.00”w x 1.50”d x 42.00”h



- Twin size metal headboard with vintage look in dark bronze powder coated finish
- Traditional style with soft curves and sphere finials that will instantly upgrade any bedroom setting
- Constructed with heavy gauge steel tubing
- Bed frame required

**F. 450103T Twin Headboard**  
39.00”w x 1.50”d x 42.00”h

METAL FINISH: WHITE  
BED FRAME REQUIRED: 9601TF

METAL FINISH: MATTE BLACK  
BED FRAME REQUIRED: 9601TF

METAL FINISH: DARK BRONZE  
BED FRAME REQUIRED: 9601TF

RORY FIVE PIECE DINING SET

- Provide your children with a beautiful place to color and play
- Five-piece set includes table and four chairs
- Table finished in crisp white finish
- Four (4) chairs in baby blue, pink, mint green, and yellow finishes
- Constructed with Asian hardwood & tropical wood

**G. 460235 5 PC Set**  
**Table** 30.00”w x 30.00”d x 25.25”h  
**Chair** 15.25”w x 17.00”d x 28.50”h  
**Seat** 13.75”d x 14.25”h



- WOOD FINISH: WHITE, BABY BLUE, PINK, MINT GREEN, AND YELLOW
- SOLD AS FIVE PIECE SET: TABLE + 4 CHAIRS



COASTER BEDS

Upholstered Storage Beds ..... 258

Upholstered Beds ..... 264

Universal Platform Beds ..... 316

Upholstered Headboards ..... 317

Metal Beds ..... 329

Metal Headboards & Footboards..... 340

Metal Headboards..... 341

Metal Beds ..... 342

Metal Headboards..... 344

Wood Daybeds..... 345

Upholstered Daybeds..... 351

Metal Daybeds..... 356

Bed Frames/Link Springs/ Trundles ..... 362

Adjustable Bed Bases..... 364

Bunkie/ Bunkie Boards/ Foundations ..... 368

Mattresses..... 370

Pillows ..... 384



## FENBROOK UPHOLSTERED BED

- Storage bed fully upholstered in grey fabric
- Pillow-top headboard with button tuft detail
- Four (4) drawers with Euro drawer glides - two (2) on each side rail - provide underbed storage
- Chrome finished steel legs provide a touch of shine
- Asian hardwood frame with MDF and particle board
- Slat kit included

**A. 300523Q Queen Storage Bed**  
71.25”w x 94.50”d x 38.75”h (14 slats)  
**300523KE Eastern King Storage Bed**  
87.50”w x 94.50”d x 38.75”h (14 slats)  
**300523KW California King Storage Bed**  
83.25”w x 97.75”d x 38.75”h (14 slats)

FEATURES

- UPHOLSTERY: GREY FABRIC
- LEG FINISH: CHROME
- EURO DRAWER GLIDES
- MATTRESS READY
- TESTED STATIC WT: 600 LBS



## MAXINE UPHOLSTERED BED

- Storage bed fully upholstered in white leatherette
- Headboard features adjustable headrests, perfect for reading in bed
- Two (2) hidden storage compartments in headboard feature extendable service trays for hideaway bedside tables
- Silver finished solid hardwood legs
- Asian hardwood and tropical wood frame with okume veneer
- Slat kit included

**B. 300379Q Queen Storage Bed**  
65.00”w x 100.00”d x 31.00”h (12 slats)  
**300379KE Eastern King Storage Bed**  
80.75”w x 100.00”d x 31.00”h (12 slats)

FEATURES

- UPHOLSTERY: WHITE LEATHERETTE
- LEG FINISH: SILVER
- FULL EXTENSION GLIDES
- MATTRESS READY
- TESTED STATIC WT: 600 LBS





HERMOSA UPHOLSTERED BED

- Storage bed fully upholstered in beige fabric
- Button tufted headboard
- Individually driven chrome nailhead trim
- Hydraulic lift reveals access to convenient and valuable underbed storage space
- Pine and plywood frame
- Euro slat kit included

**A. 301469Q Queen Storage Bed**  
65.25”w x 86.00”d x 52.00”h (28 slats)  
**301469KE Eastern King Storage Bed**  
81.25”w x 86.00”d x 52.00”h (28 slats)  
**301469F Full Storage Bed**  
59.25 “w x 81.00”d x 52.00”h (28 slats)

FEATURES

- UPHOLSTERY: BEIGE FABRIC
- LEG FINISH: BLACK
- MATTRESS READY
- TESTED STATIC WT: 800 LBS



RIVERBEND UPHOLSTERED BED

- Storage bed fully upholstered in black leatherette
- Headboard features padded horizontal channel detail
- Hydraulic lift reveals access to convenient and valuable underbed storage space
- Pine and plywood frame
- Euro slat kit included

**B. 300469Q Queen Storage Bed**  
65.50”w x 86.00”d x 48.00”h (26 slats)  
**300469KE Eastern King Storage Bed**  
81.50”w x 86.00”d x 48.00”h (26 slats)  
**300469F Full Storage Bed**  
59.50”w x 81.00”d x 48.00”h (26 slats)

FEATURES

- UPHOLSTERY: BLACK LEATHERETTE
- LEG FINISH: BLACK
- MATTRESS READY
- TESTED STATIC WT: 800 LBS



NILAND UPHOLSTERED BED

- Storage bed upholstered in charcoal fabric
- Features two (2) storage drawers on the footboard
- Fully set up footboard for easy assembly
- Headboard with individually driven chrome nailhead trim
- Asian hardwood and MDF frame
- Slat kit included
- Available in charcoal and beige

**A. 305895Q Queen Storage Bed**  
64.25”w x 83.75”d x 46.50”h  
**305895KE Eastern King Storage Bed**  
80.00”w x 83.75”d x 46.50”d  
**305895F Full Storage Bed**  
58.75”w x 83.75”d x 46.75”h

FEATURES

- UPHOLSTERY: CHARCOAL FABRIC
- LEG FINISH: BLACK
- EURO DRAWER GLIDES
- MATTRESS READY
- TESTED STATIC WT: 600 LBS



NILAND UPHOLSTERED BED

- Storage bed upholstered in beige fabric
- Features two (2) storage drawers on the footboard
- Fully set up footboard for easy assembly
- Headboard with individually driven bronze nailhead trim
- Asian hardwood and MDF frame
- Slat kit included
- Available in beige and charcoal

**B. 305896Q Queen Storage Bed**  
64.75”w x 83.75”d x 46.75”h  
**305896KE Eastern King Storage Bed**  
79.50”w x 83.75”d x 46.75”d  
**305896F Full Storage Bed**  
58.75”w x 83.75”d x 46.75”h

FEATURES

- UPHOLSTERY: BEIGE FABRIC
- LEG FINISH: BLACK
- EURO DRAWER GLIDES
- MATTRESS READY
- TESTED STATIC WT: 600 LBS





SOLEDAD UPHOLSTERED BED

- Storage bed upholstered in grey fabric
- Features four (4) storage drawers
- Button tufted headboard
- Asian hardwood and MDF frame
- Slat kit included
- Available in grey and light grey

**A. 305877Q Queen Storage Bed**  
64.25”w x 85.75”d x 52.50”h  
**305877KE Eastern King Storage Bed**  
80.00”w x 85.75”d x 52.50”h  
**305877F Full Storage Bed**  
58.00”w x 80.75”d x 52.50”h

FEATURES

- UPHOLSTERY: GREY FABRIC
- LEG FINISH: BLACK
- ROLLER DRAWER GLIDES
- MATTRESS READY
- TESTED STATIC WT: 600 LBS



SOLEDAD UPHOLSTERED BED

- Storage bed upholstered in light grey fabric
- Features four (4) storage drawers
- Button tufted headboard
- Asian hardwood and MDF frame
- Slat kit included
- Available in light grey and grey

**B. 305878Q Queen Storage Bed**  
64.25”w x 85.50”d x 52.25”h  
**305878KE Eastern King Storage Bed**  
80.00”w x 85.50”d x 52.25”h  
**305878F Full Storage Bed**  
58.00”w x 80.00”d x 52.25”h

FEATURES

- UPHOLSTERY: LIGHT GREY FABRIC
- LEG FINISH: BLACK
- ROLLER DRAWER GLIDES
- MATTRESS READY
- TESTED STATIC WT: 600 LBS



## FEATURES

UPHOLSTERY: LIGHT GREY

LEG FINISH: BLACK

MATTRESS READY

TESTED STATIC WT: 800 LBS



### HALPERT UPHOLSTERED BED

- Fully upholstered bed
- Button tufted headboard features modern clean lines
- Matching storage bench with button tufted top is attached at the foot of the bed for handy access
- Pine frame with plywood and MDF
- Slat kit included

**A. 302134Q Queen Bed**  
65.00" w x 102.00" d x 51.50" h (12 slats)  
**302134F Full Bed**  
60.00" w x 95.00" d x 51.50" h (12 slats)  
**302134T Twin Bed**  
43.50" w x 96.50" d x 51.50" h (12 slats)

FEATURES

UPHOLSTERY: BLACK LEATHERETTE  
LEG FINISH: BLACK

MATTRESS READY  
TESTED STATIC WT: 800 LBS

BEDS | UPHOLSTERED STORAGE BEDS



**A. 300386Q Queen Storage Bed**  
84.00”w x 64.00”d x 13.00”h (25 slats)

HUNTER STORAGE UPHOLSTERED BED

- Storage bed fully upholstered in black leatherette
- Full length under bed storage unit provides space for storing larger items
- A no-headboard design for a minimalist theme
- Asian hardwood and plywood frame
- Euro slat kit included



## FEATURES

- UPHOLSTERY: BLUE VELVET FABRIC
- LEG FINISH: BLACK


- NAILHEAD FINISH: BRASS
- MATTRESS READY
- TESTED STATIC WT: 1000 LBS



### BOWFIELD UPHOLSTERED BED

- Beautifully upholstered in a rich blue velvet with brass accents
- Elongated fish scale pattern, framed with individually placed brass finished nail heads
- Constructed with pine and MDF
- Slat kit included

**A. 306009Q Queen Bed**  
65.75" w x 87.75" d x 60.25" h (4 slats)  
**306009KE Eastern King Bed**  
81.50" w x 87.75" d x 60.25" h (4 slats)




FEATURES

- UPHOLSTERY: GREY VELVET / SILVER PVC FABRIC
- LEG FINISH: SILVER

- BOX SPRING: REQUIRED
- MATTRESS READY
- TESTED STATIC WT: 600 LBS

A B C D E F



**A. 310048Q Queen Bed**  
68.50”w x 87.00”d x 62.00”h (4 slats)  
**310048KE Eastern King Bed**  
84.75”w x 87.00”d x 62.25”h (4 slats)

- BOWFIELD UPHOLSTERED BED**
- Upholstered in light grey velet fabric
  - Mermaid fin shaped, channeled headboard, framed with silver glitter like PVC Fabric
  - Constructed with Asian hardwood, and MDF
  - LED touch lighting
  - Slat kit included



FEATURES

- UPHOLSTERY: GREY VELVET
- FULL EXTENSION DRAWER GLIDES

- ENGLISH DOVETAIL FRONT & BACK
- BOX SPRING: REQUIRED
- TESTED STATIC WT: 600 LBS



SANDBOARD COLLECTION

- Ornate bed upholstered in grey velvet
- Faux crystal rhinestone button tufting and black contrast piping
- Asian hardwood and plywood frame
- Matching two (2) drawer nightstand available
- Requires box spring

- A. 302351Q Queen Bed**  
70.00" w x 89.75" d x 70.50" h (5 slats)
- 302351KE Eastern King Bed**  
85.75" w x 89.75" d x 70.50" h (5 slats)
- B. 302352 Nightstand**  
27.25" w x 18.25" d x 28.00" h



## FEATURES

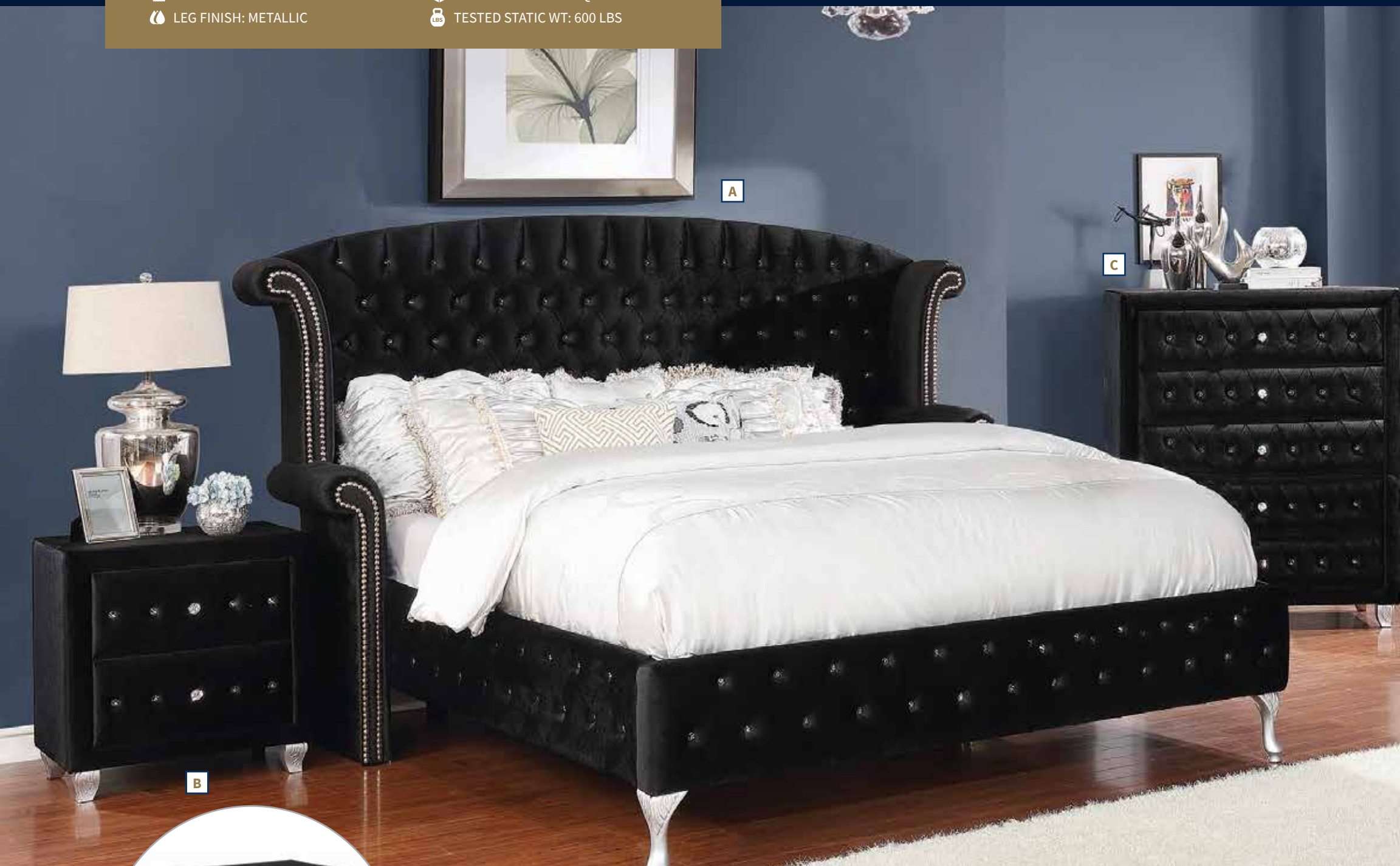
UPHOLSTERY: BLACK VELVET

LEG FINISH: METALLIC

BOX SPRING: NOT REQUIRED

TESTED STATIC WT: 600 LBS

## BEDS | UPHOLSTERED BEDS



### A. 206101Q Queen Bed

87.00" w x 88.50" d x 66.00" h (13 Slats)

### 206101KE Eastern King Bed

104.00" w x 88.50" d x 66.00" h (13 Slats)

### 206101KW California King Bed

102.75" w x 91.75" d x 66.00" h (13 Slats)

### B. 206102 Nightstand

18.00" w x 27.50" d x 26.00" h

### C. 206105 Chest

40.25" w x 20.00" d x 48.75" h

## DEANNA COLLECTION

- Create your ultimate retreat with a truly magical upholstered bed in black velvet
- Upholstered in plush, soft velvet and tufted with faceted buttons that sparkle perfectly
- Scrolled double wings on an arched headboard create bold drama
- Hand-driven nail heads trace gentle contours
- Asian hardwood frame with plywood and particle board
- Slat kit included
- Available in black and grey velvet



DEANNA COLLECTION

- Magical and elegant, this upholstered bed ensures you'll feel like royalty
- Upholstered in plush, soft velvet and tufted with faceted buttons that sparkle perfectly
- Bed is trimmed with hand-driven nail heads tracing scrolled double wings
- Carved wood legs feature metallic silver finish
- Asian hardwood frame with plywood and particle board
- Slat kit included
- Available in grey and black velvet

- A. 205101Q Queen Bed**  
87.00"w x 88.50"d x 66.00"h (13 Slats)
- 205101KE Eastern King Bed**  
104.00"w x 88.50"d x 66.00"h (13 Slats)
- 205101KW California King Bed**  
102.75"w x 91.75"d x 66.00"h (13 Slats)
- B. 205102 Nightstand**  
26.00"w x 18.00"d x 27.50"h
- C. 205105 Chest**  
40.25"w x 20.00"d x 48.75"h

FEATURES

- UPHOLSTERY: GREY VELVET
- LEG FINISH: METALLIC
- BOX SPRING: REQUIRED
- TESTED STATIC WT: 600 LBS



BARZINI UPHOLSTERED BED

- An eccentric upholstered bed that has all the right elements for a rock star
- Upholstered with metallic velvet and crocodile leatherette
- Crystal rhinestone button tufted headboard
- Individually hand-driven chrome nailhead trim
- Chrome finished angled steel legs provide a touch of shine
- Asian tropical hardwood frame with MDF and particle board
- Matching upholstered storage bench available
- Slat kit included

- D. 300643Q Queen Bed**  
81.75"w x 88.25"d x 62.50"h (12 slats)
- 300643KE Eastern King Bed**  
97.75"w x 88.25"d x 62.50"h (12 slats)
- 300643KW California King Bed**  
94.00"w x 93.50"d x 62.50"h (12 slats)
- E. 300644 Storage Bench**  
44.00"w x 18.50"d x 19.25"h

FEATURES

- UPHOLSTERY: BLACK VELVET / BLACK CROCODILE LEATHERETTE
- LEG FINISH: CHROME
- NAILHEAD FINISH: CHROME
- MATTRESS READY
- TESTED STATIC WT: 1,000 LBS

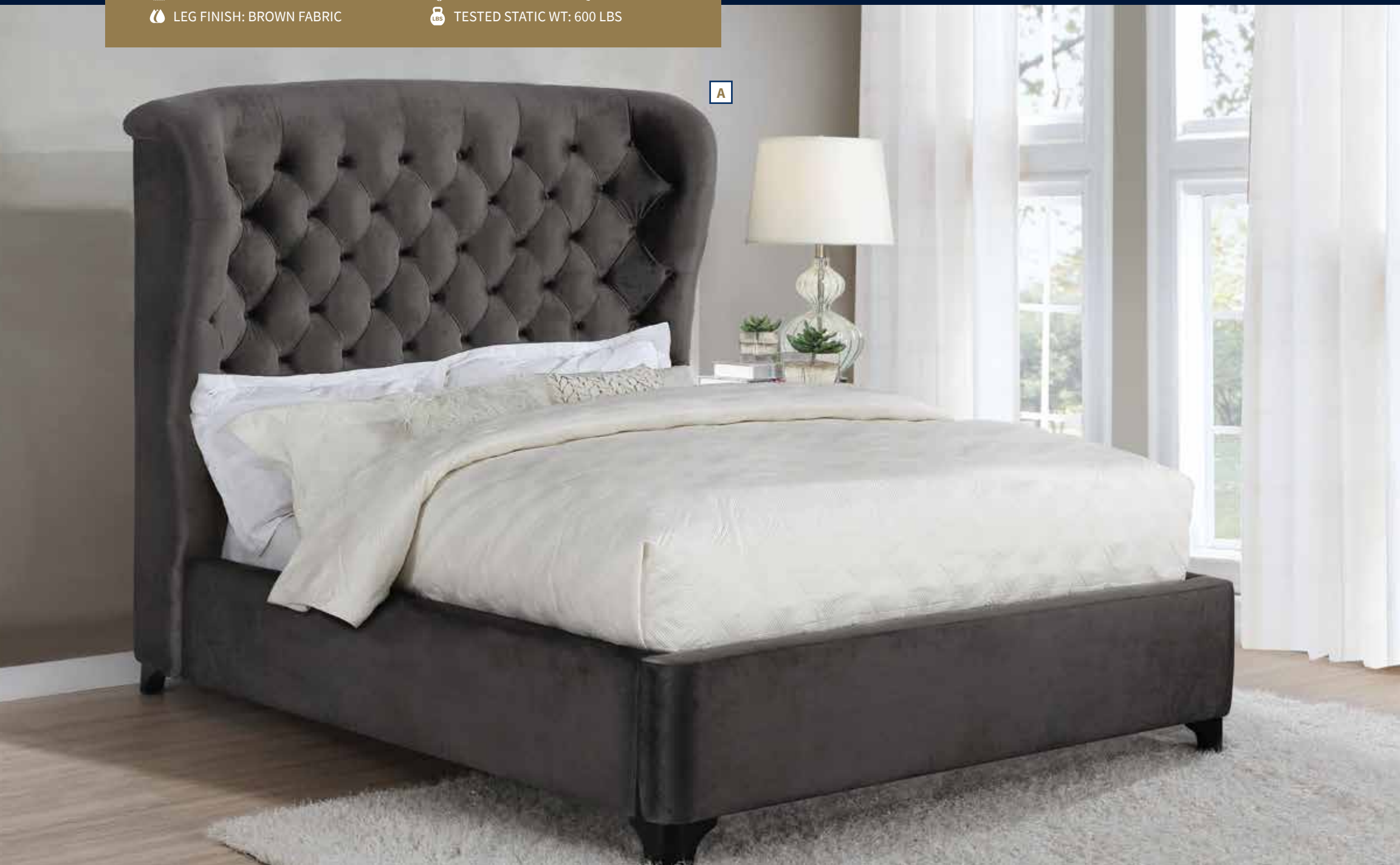


## FEATURES

- UPHOLSTERY: CHOCOLATE
- LEG FINISH: BROWN FABRIC

- BOX SPRING: NOT REQUIRED
- TESTED STATIC WT: 600 LBS

## BEDS | UPHOLSTERED BEDS



**A. 306007Q Queen Bed**  
71.75" w x 96.50" d x 65.00" h (5 slats)  
**306007KE Eastern King Bed**  
87.00" w x 96.50" d x 65.00" h (5 slats)

### GRAYDON COLLECTION

- Upholstered in brown fabric
- Demi wing button tufted headboard
- Constructed with Asian hardwood and MDF
- Slat kit included
- Box spring required



FEATURES

- UPHOLSTERY: BEIGE FABRIC
- LEG FINISH: CAPPUCINO

- NAILHEAD FINISH: BRONZE
- BOX SPRING: REQUIRED
- TESTED STATIC WT: 600 LBS



GRESHAM UPHOLSTERED BED

- Chesterfield-style upholstered bed available in beige and navy blue fabric
- Scrolled button tufted headboard and footboard
- Individually applied bronze nailhead trim
- Solid birch legs
- Also available as headboard only
- Pine and plywood frame
- Requires box spring

- A. 300652Q Queen Bed**  
66.00" w x 100.00" d x 56.00" h (4 slats)
- 300652KE Eastern King Bed**  
82.00" w x 100.00" d x 56.00" h (5 slats)
- 300652F Full Bed**  
60.00" w x 95.00" d x 56.00" h (4 slats)



Also available as  
headboard only

FEATURES

- UPHOLSTERY: NAVY BLUE FABRIC
- LEG FINISH: CAPPUCCINO

- NAILHEAD FINISH: BRONZE
- BOX SPRING: REQUIRED
- TESTED STATIC WT: 600 LBS



Also available as  
headboard only

- A. 300653Q Queen Bed**  
66.00”w x 100.00”d x 56.00”h (4 slats)
- 300653KE Eastern King Bed**  
82.00”w x 100.00”d x 56.00”h (5 slats)
- 300653F Full Bed**  
60.00”w x 95.00”d x 56.00”h (4 slats)

GRESHAM UPHOLSTERED BED

- Chesterfield-style upholstered bed available in beige and navy blue fabric
- Scrolled button tufted headboard and footboard
- Individually applied bronze nailhead trim
- Solid birch legs
- Also available as headboard only
- Pine and plywood frame
- Requires box spring



FEATURES

- UPHOLSTERY: BEIGE FABRIC
- LEG FINISH: CAPPUCCINO

- NAILHEAD FINISH: BRONZE
- FULL EXTENSION DRAWER GLIDES
- FRENCH FRONT DOVETAIL / BACK PIN CONSTRUCTION

- BOX SPRING: REQUIRED
- TESTED STATIC WT: 600 LBS

DEVON UPHOLSTERED BED

- Chesterfield style upholstered bed
- Scrolled button tufted headboard
- Individually applied bronze nailhead trim
- Available in beige or grey fabric
- Solid birch legs in cappuccino finish
- Also available as headboard only
- Matching two (2) drawer nightstand with pull-out service tray, felt lined top drawer, full extension glides, and cord charging access
- Matching bench with slatted storage shelf and padded cushion upholstered in tan fabric
- Pine and plywood frame

A. 300525Q Queen Bed

66.00”w x 95.00”d x 56.00”h (4 slats)

300525KE Eastern King Bed

82.00”w x 95.00”d x 56.00”h (5 slats)

300525KW California King Bed

78.00”w x 99.00”d x 56.00”h (5 slats)

300525F Full Bed

60.00”w x 90.00”d x 56.00”h (4 slats)

B. 200972 Nightstand

28.00”w x 15.50”d x 28.00”h

C. 200977 Bench

50.50”w x 17.75”d x 18.50”h



DEVON UPHOLSTERED BED

- Chesterfield style upholstered bed in grey fabric
- Scrolled button tufted headboard
- Individually applied bronze nailhead trim
- Available in grey or beige fabric
- Solid birch legs in cappuccino finish
- Also available as headboard only
- Pine and plywood frame

D. 300527Q Queen Bed

66.00”w x 95.00”d x 56.00”h (4 slats)

300527KE Eastern King Bed

82.00”w x 95.00”d x 56.00”h (5 slats)

300527KW California King Bed

78.00”w x 99.00”d x 56.00”h (5 slats)

300527F Full Bed

60.00”w x 90.00”d x 56.00”h (4 slats)



- UPHOLSTERY: GREY FABRIC
- LEG FINISH: CAPPUCCINO
- NAILHEAD FINISH: BRONZE
- BOX SPRING: REQUIRED
- TESTED STATIC WT: 600 LBS



## FEATURES

- UPHOLSTERY: METALLIC GREY LEATHERETTE
- LEG FINISH: CAPPUCCINO

- NAILHEAD FINISH: CHROME
- BOX SPRING: REQUIRED
- TESTED STATIC WT: 600 LBS

## BEDS | UPHOLSTERED BEDS



A

### A. 302036Q Queen Bed

66.50"w x 90.00"d x 70.00"h (4 slats)

### 302036KE Eastern King Bed

82.50"w x 90.00"d x 70.00"h (4 slats)

### 302036KW California King Bed

78.50"w x 94.00"d x 70.00"h (4 slats)

## CLIFTON UPHOLSTERED BED

- Demi-wing upholstered bed in metallic grey leatherette
- Crystal button tufted headboard
- Individually applied chrome nailhead trim

- Solid birch legs in cappuccino finish
- Pine and plywood frame
- Requires box spring



FEATURES

- UPHOLSTERY: GREY FABRIC
- LEG FINISH: BLACK

- NAILHEAD FINISH: BRONZE
- BOX SPRING: REQUIRED
- TESTED STATIC WT: 1,000 LBS

BANCROFT UPHOLSTERED BED

- Eye-catching demi-wing bed is upholstered in grey or beige woven fabric
- Button tufted headboard with grand presence
- Individually applied bronze nailhead trim traces demi-wings
- Solid birch legs are finished in handsome black
- Also available as headboard-only design
- Frame is constructed with pine and plywood
- Box spring required

- A. 301405Q Queen Bed**  
69.75”w x 85.75”d x 60.00”h (4 slats)
- 301405KE Eastern King Bed**  
85.75”w x 85.75”d x 60.00”h (5 slats)
- 301405KW California King Bed**  
81.75”w x 89.75”d x 60.00”h (5 slats)
- 301405F Full Bed**  
63.75”w x 79.75”d x 60.00”h (4 slats)

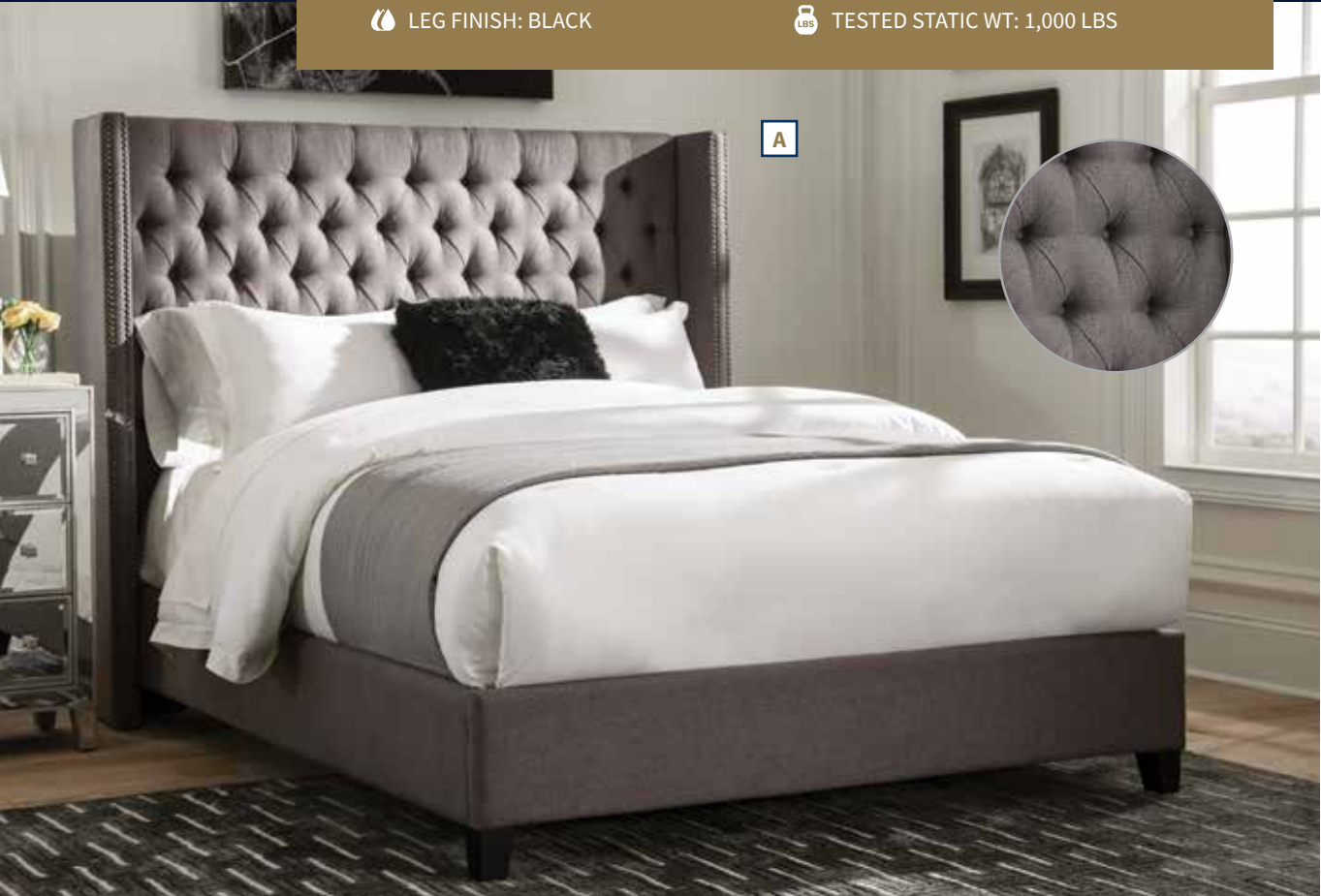


Also available as headboard only  
301405QB1 (Queen HB)  
301405KEB1 (Eastern King HB)  
301405KWB1 (California King HB)  
301405FB1 (Full HB)

- B. 301406Q Queen Bed**  
69.75”w x 85.75”d x 60.00”h (4 slats)
- 301406KE Eastern King Bed**  
85.75”w x 85.75”d x 60.00”h (5 slats)
- 301406KW California King Bed**  
81.75”w x 89.75”d x 60.00”h (5 slats)
- 301406F Full Bed**  
63.75”w x 79.75”d x 60.00”h (4 slats)



Also available as headboard only  
301406QB1 (Queen HB)  
301406KEB1 (Eastern King HB)  
301406KWB1 (California King HB)  
301406FB1 (Full HB)



- UPHOLSTERY: BEIGE FABRIC
- LEG FINISH: BLACK
- NAILHEAD FINISH: BRONZE
- BOX SPRING: REQUIRED
- TESTED STATIC WT: 1,000 LBS






## CAMILLE UPHOLSTERED BED

- Upholstered bed in grey or cream fabric
- Extra-tall 72"H button tufted headboard
- Solid birch legs in cappuccino finish
- Also available as headboard only
- Matching upholstered storage bench also available
- Pine and plywood frame
- Requires box spring

### FEATURES

- UPHOLSTERY: GREY FABRIC
- LEG FINISH: CAPPUCCINO
- BOX SPRING: REQUIRED
- TESTED STATIC WT: 600 LBS



- A. 300621Q Queen Bed**  
64.50"w x 92.00"d x 72.00"h (4 slats)
- 300621KE Eastern King Bed**  
80.50"w x 92.00"d x 72.00"h (4 slats)
- 300621KW California King Bed**  
76.50"w x 96.00"d x 72.00"h (4 slats)
- B. 204922 Nightstand**  
23.50"w x 16.50"d x 26.25"h
- C. 300822 Storage Bench**  
48.00"w x 18.00"d x 18.00"h
- D. 300722Q Queen Bed**  
64.50"w x 92.00"d x 72.00"h (4 slats)
- 300722KE Eastern King Bed**  
80.50"w x 92.00"d x 72.00"h (4 slats)
- 300722KW California King Bed**  
76.50"w x 96.00"d x 72.00"h (4 slats)
- E. 300821 Storage Bench**  
48.00"w x 18.00"d x 18.00"h

### FEATURES

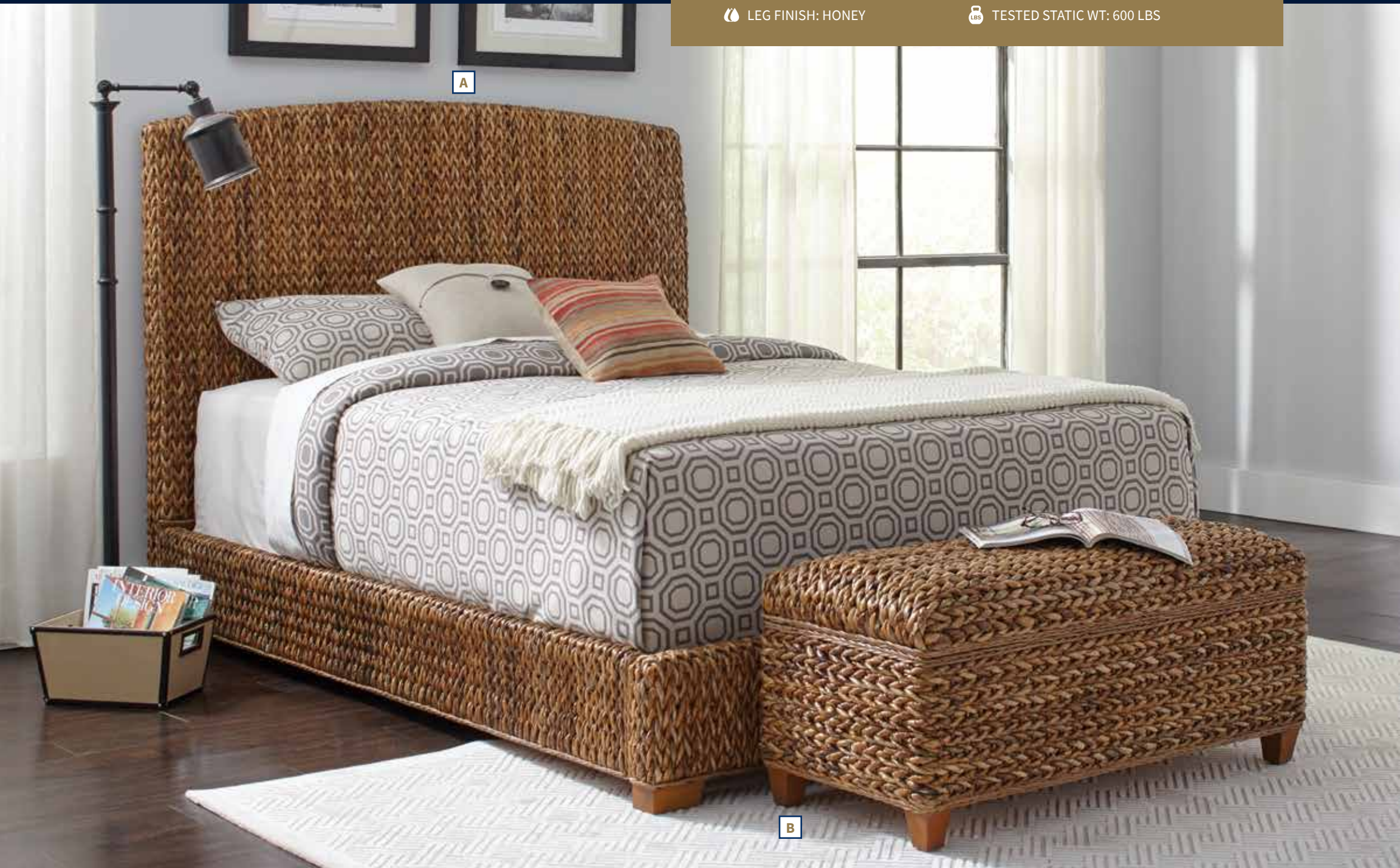
- UPHOLSTERY: CREAM FABRIC
- LEG FINISH: CAPPUCCINO
- BOX SPRING: REQUIRED
- TESTED STATIC WT: 600 LBS



FEATURES

- FINISH: AMBER
- LEG FINISH: HONEY

- BOX SPRING: REQUIRED
- TESTED STATIC WT: 600 LBS



LAUGHTON HAND-WOVEN BED

- Hand-woven banana leaf upholstered bed in amber finish
- Mahogany and plywood frame
- Solid mahogany legs in honey finish
- Also available as headboard only
- Matching storage bench available
- Requires box spring

- A. 300501Q Queen Bed**  
67.00" w x 88.25" d x 55.00" h (4 slats)
- 300501KE Eastern King Bed**  
83.00" w x 88.00" d x 55.00" h (4 slats)
- 300501KW California King Bed**  
78.75" w x 92.25" d x 55.00" h (4 slats)

- B. 500215 Storage Bench**  
42.25" w x 18.25" d x 18.50" h

Also available as headboard only  
300501QB1 (Queen HB)  
300501KEB1 (Eastern King HB)  
300501KWB1 (California King HB)





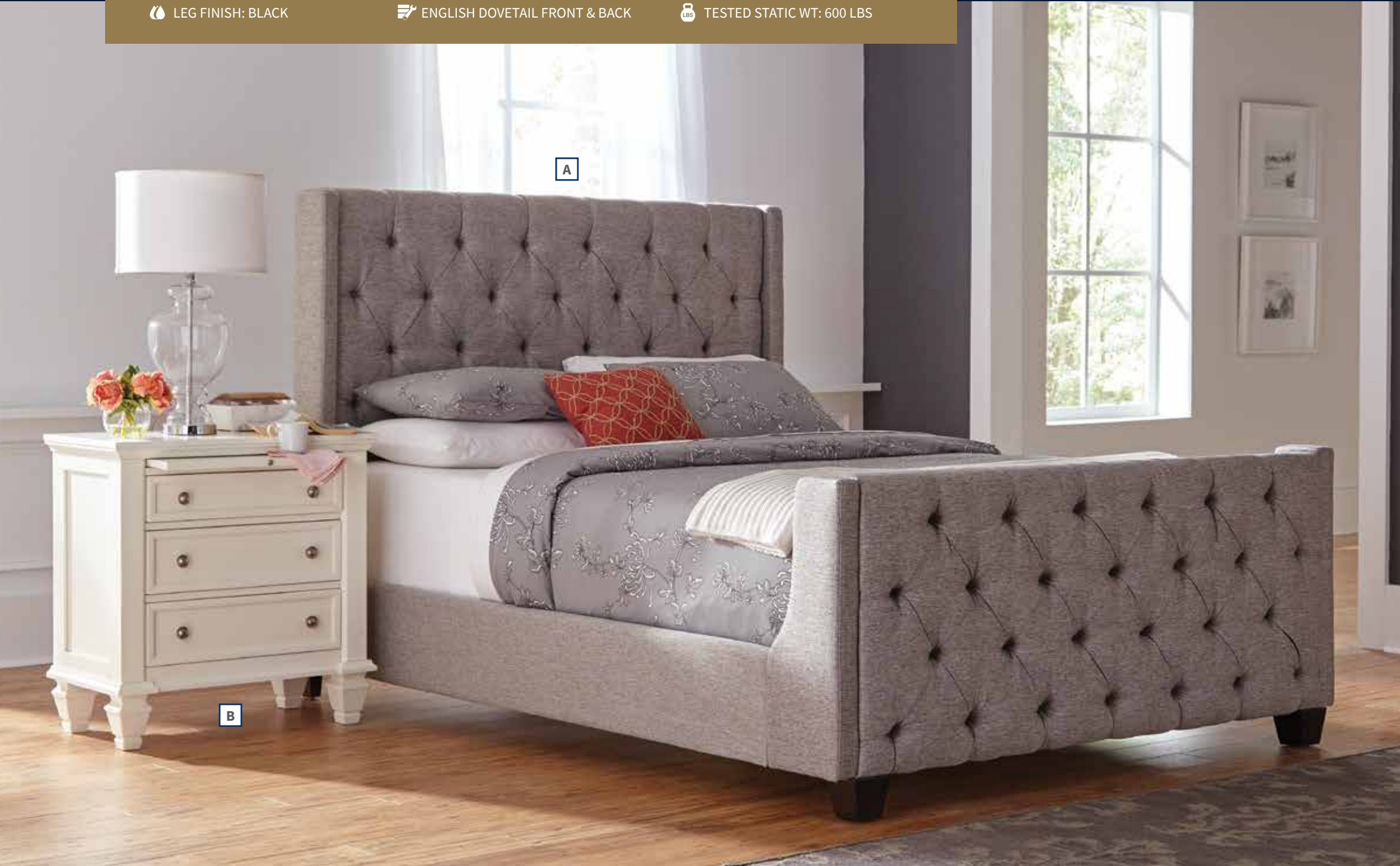
FEATURES

- UPHOLSTERY: GREY FABRIC
- LEG FINISH: BLACK

- METAL EXTENSION DRAWER GLIDES
- ENGLISH DOVETAIL FRONT & BACK

- BOX SPRING: REQUIRED
- TESTED STATIC WT: 600 LBS

BEDS | UPHOLSTERED BEDS



- A. 300708Q Queen Bed**  
65.00”w x 89.50”d x 55.00”h (4 slats)
- 300708KE Eastern King Bed**  
81.00”w x 89.50”d x 55.00”h (5 slats)
- 300708KW California King Bed**  
77.00”w x 93.50”d x 55.00”h (5 slats)
- 300708F Full Bed**  
59.50”w x 84.50”d x 55.00”h (4 slats)
- B. 201302 Nightstand**  
29.00”w x 16.50”d x 29.75”h

PALMA UPHOLSTERED BED

- Demi-wing sleigh upholstered bed in grey fabric
- Button tufted headboard and footboard
- Solid birch legs in black finish
- Matching three (3) drawer nightstand with pull-out service tray and felt lined top drawer
- Pine and plywood frame
- Requires box spring



FEATURES

- UPHOLSTERY: BEIGE FABRIC
- LEG FINISH: CAPPUCCINO

- NAILHEAD FINISH: CHROME
- BOX SPRING: REQUIRED
- TESTED STATIC WT: 600 LBS



NEWBURGH UPHOLSTERED BED

- Demi-wing upholstered bed in woven fabric
- Button tufted headboard
- Individually applied chrome nailhead trim
- Available in beige, light grey, and charcoal fabric
- Solid rubberwood legs in cappuccino finish
- Pine and plywood frame
- Requires box spring

- A. 300738Q Queen Bed**  
76.00”w x 88.25”d x 55.00”h (4 slats)
- 300738KE Eastern King Bed**  
92.50”w x 88.25”d x 55.00”h (5 slats)
- 300738KW California King Bed**  
88.50”w x 93.00”d x 55.00”h (5 slats)
- 300738F Full Bed**  
70.50”w x 84.00”d x 55.00”h (4 slats)
- 300738T Twin Bed**  
55.50”w x 84.00”d x 55.00”h (4 slats)



## NEWBURGH UPHOLSTERED BED

- Demi-wing upholstered bed in woven fabric
- Button tufted headboard
- Individually applied chrome nailhead trim
- Available in beige, light grey, and charcoal fabric
- Solid rubberwood legs in cappuccino finish
- Pine and plywood frame

**A. 300739Q Queen Bed**

76.00" w x 88.25" d x 55.00" h (4 slats)

**300739KE Eastern King Bed**

92.50" w x 88.25" d x 55.00" h (5 slats)

**300739KW California King Bed**

88.50" w x 93.00" d x 55.00" h (5 slats)

**300739F Full Bed**

70.50" w x 84.00" d x 55.00" h (4 slats)

**300739T Twin Bed**

55.50" w x 84.00" d x 55.00" h (4 slats)

## FEATURES

- UPHOLSTERY: LIGHT GREY FABRIC
- LEG FINISH: CAPPUCCINO
- NAILHEAD FINISH: CHROME
- BOX SPRING: REQUIRED
- TESTED STATIC WT: 600 LBS



## NEWBURGH UPHOLSTERED BED

- Demi-wing upholstered bed in woven fabric
- Button tufted headboard
- Individually applied chrome nailhead trim
- Available in beige, light grey, and charcoal fabric
- Solid rubberwood legs in cappuccino finish
- Pine and plywood frame

**A. 300740Q Queen Bed**

76.00" w x 88.25" d x 55.00" h (4 slats)

**300740KE Eastern King Bed**

92.50" w x 88.25" d x 55.00" h (5 slats)

**300740KW California King Bed**

88.50" w x 93.00" d x 55.00" h (5 slats)

**300740F Full Bed**

70.50" w x 84.00" d x 55.00" h (4 slats)

**300740T Twin Bed**

55.50" w x 84.00" d x 55.00" h (4 slats)

## FEATURES

- UPHOLSTERY: CHARCOAL FABRIC
- LEG FINISH: CAPPUCCINO
- NAILHEAD FINISH: CHROME
- BOX SPRING: REQUIRED
- TESTED STATIC WT: 600 LBS



PISSARRO UPHOLSTERED BED

- Stately demi-wing upholstered bed anchors a classic, timeless aesthetic
- Tufted headboard adds traditional dimensionality
- Bronze nail heads are individually applied
- Solid birch legs in cappuccino finish
- Frame constructed with pine and plywood
- Box spring required
- Available in grey and cream velvet

**A. 300515Q Queen Bed**  
71.00”w x 89.00”d x 63.00”h (4 slats)  
**300515KE Eastern King Bed**  
87.00”w x 89.00”d x 63.00”h (5 slats)  
**300515KW California King Bed**  
83.00”w x 93.00”d x 63.00”h (5 slats)  
**300515F Full Bed**  
65.00”w x 84.00”d x 63.00”h (4 slats)

FEATURES

- UPHOLSTERY: GREY VELVET
- LEG FINISH: CAPPUCCINO
- NAILHEAD FINISH: BRONZE
- BOX SPRING: REQUIRED
- TESTED STATIC WT: Q/K/W:1000LBS F/T:600LBS



**B. 300715Q Queen Bed**  
71.00”w x 89.00”d x 63.00”h (4 slats)  
**300715KE Eastern King Bed**  
87.00”w x 89.00”d x 63.00”h (5 slats)  
**300715KW California King Bed**  
83.00”w x 93.00”d x 63.00”h (5 slats)  
**300715F Full Bed**  
65.00”w x 84.00”d x 63.00”h (4 slats)

FEATURES

- UPHOLSTERY: CREAM VELVET
- LEG FINISH: CAPPUCCINO
- NAILHEAD FINISH: BRASS
- BOX SPRING: REQUIRED
- TESTED STATIC WT: Q/K/W:1000LBS F/T:600LBS

FEATURES

- UPHOLSTERY: BEIGE FABRIC
- LEG FINISH: CAPPUCCINO

- BOX SPRING: REQUIRED
- TESTED STATIC WT: 600 LBS

BEDS | UPHOLSTERED BEDS



Also available as headboard only

- A. 300684Q Queen Bed**  
69.00”w x 89.50”d x 54.00”h (4 slats)
- 300684KE Eastern King Bed**  
85.00”w x 89.50”d x 54.00”h (5 slats)
- 300684KW California King Bed**  
81.00”w x 93.50”d x 54.00”h (5 slats)
- 300684F Full Bed**  
63.00”w x 84.50”d x 54.00”h (4 slats)
- 300684T Twin Bed**  
48.00”w x 84.50”d x 54.00”h (4 slats)

ELSINORE UPHOLSTERED BED

- Upholstered bed in beige fabric
- Button tufted headboard and rails
- Solid birch legs in cappuccino finish
- Also available as headboard only
- Pine and plywood frame
- Requires box spring



LAWNDALE UPHOLSTERED BED

- Upholstered panel bed in beige fabric or grey velvet
- Three-panel headboard with curved profile
- Individually applied nailhead trim
- Solid birch legs in cappuccino finish
- Also available as headboard only
- Pine and plywood frame
- Requires box spring

Also available as  
headboard only



- A. 300796Q Queen Bed**  
67.00”w x 91.50”d x 61.50”h (4 slats)
- 300796KE Eastern King Bed**  
83.00”w x 91.50”d x 61.50”h (5 slats)
- 300796KW California King Bed**  
79.00”w x 95.50”d x 61.50”h (5 slats)
- 300796F Full Bed**  
61.00”w x 86.50”d x 61.50”h (4 slats)

FEATURES

- UPHOLSTERY: BEIGE FABRIC
- LEG FINISH: CAPPUCCINO
- NAILHEAD FINISH: BRONZE
- BOX SPRING: REQUIRED
- TESTED STATIC WT: 600 LBS



- B. 300795Q Queen Bed**  
67.00”w x 91.50”d x 61.50”h (4 slats)
- 300795KE Eastern King Bed**  
83.00”w x 91.50”d x 61.50”h (5 slats)
- 300795KW California King Bed**  
79.00”w x 95.50”d x 61.50”h (5 slats)
- 300795F Full Bed**  
61.00”w x 86.50”d x 61.50”h (4 slats)



Also available as  
headboard only

FEATURES

- UPHOLSTERY: GREY VELVET
- LEG FINISH: CAPPUCCINO
- NAILHEAD FINISH: BLACK NICKEL
- BOX SPRING: REQUIRED
- TESTED STATIC WT: 600 LBS





### NIGUEL UPHOLSTERED BED

- Contemporary style upholstered bed in black and white leatherette
- Pine and plywood frame
- Sinuous wave design feature on curved side rails
- Solid birch legs in a black finish
- Euro slat kit included

#### A. 300170Q Queen Bed

70.50"w x 97.00"d x 37.75"h (24 slats)

#### 300170KE Eastern King Bed

86.50"w x 97.00"d x 37.75"h (24 slats)

#### 300170KW California King Bed

82.50"w x 101.00"d x 37.75"h (24 slats)

#### FEATURES

- UPHOLSTERY: BLACK/WHITE LEATHERETTE
- LEG FINISH: BLACK
- MATTRESS READY
- TESTED STATIC WT: 600 LBS



### TULLY UPHOLSTERED BED

- Contemporary style upholstered bed in white leatherette
- Sinuous wave profile with tufted headboard and footboard
- Solid rubberwood legs in a black finish
- Asian hardwood and plywood frame
- Requires box spring (low profile recommended)

#### B. 300372Q Queen Bed

68.50"w x 93.00"d x 45.00"h (5 slats)

#### 300372KE Eastern King Bed

81.00"w x 101.00"d x 45.00"h (5 slats)

#### FEATURES

- UPHOLSTERY: WHITE LEATHERETTE
- LEG FINISH: BLACK
- BOX SPRING: REQUIRED
- TESTED STATIC WT: 600 LBS



JEREMAINE UPHOLSTERED BED

- Contemporary style upholstered bed in leatherette
- Upholstered panel headboard features channel details
- Decorative chrome accents on headboard, footboard, and side rails
- Chrome finished steel legs
- Available in black and white leatherette
- Asian hardwood frame
- Slat kit included

**A. 300350Q Queen Bed**  
65.25”w x 97.75”d x 40.25”h (14 slats)  
**300350KE Eastern King Bed**  
81.00”w x 97.75”d x 40.25”h (14 slats)  
**300350KW California King Bed**  
76.75”w x 102.50”d x 40.25”h (14 slats)

FEATURES

- UPHOLSTERY: BLACK LEATHERETTE
- LEG FINISH: CHROME
- MATTRESS READY
- TESTED STATIC WT: 600 LBS



JEREMAINE UPHOLSTERED BED

- Contemporary style upholstered bed in leatherette
- Upholstered panel headboard features channel details
- Decorative chrome accents on headboard, footboard, and side rails
- Chrome finished steel legs
- Available in black and white leatherette
- Asian hardwood frame
- Slat kit included

**B. 300345Q Queen Bed**  
62.25”w x 97.75”d x 40.25”h (14 slats)  
**300345KE Eastern King Bed**  
81.00”w x 97.75”d x 40.25”h (14 slats)  
**300345KW California King Bed**  
76.75”w x 102.50”d x 40.25”h (14 slats)  
**300345F Full Bed**  
58.75”w x 89.50”d x 40.25”h (14 slats)  
**300345T Twin Bed**  
42.25”w x 89.50”d x 40.25”h (14 slats)

FEATURES

- UPHOLSTERY: WHITE LEATHERETTE
- LEG FINISH: CHROME
- MATTRESS READY
- TESTED STATIC WT: 600 LBS





## AMADOR UPHOLSTERED BED

- Upholstered bed in ivory fabric
- Tufted pillow-top headboard
- Solid birch legs in a black finish
- Pine and plywood frame
- Slat kit included

### A. 300698Q Queen Bed

64.25"w x 97.75"d x 44.00"h (13 slats)

### 300698KE Eastern King Bed

80.25"w x 97.75"d x 44.00"h (13 slats)

### 300698F Full Bed

58.25"w x 92.75"d x 44.00"h (13 slats)

### FEATURES

- UPHOLSTERY: IVORY FABRIC
- LEG FINISH: BLACK
- MATTRESS READY
- TESTED STATIC WT: 1,000 LBS



## GOLETA UPHOLSTERED BED

- Demi-wing upholstered bed in grey fabric
- Tufted headboard with flanged edge
- Chrome finish steel legs
- Also available as headboard only
- Pine and plywood frame
- Slat kit included

### B. 300677Q Queen Bed

73.50"w x 92.00"d x 48.00"h (13 slats)

### 300677KE Eastern King Bed

89.50"w x 92.00"d x 48.00"h (13 slats)

### 300677KW California King Bed

85.50"w x 96.00"d x 48.00"h (13 slats)

### 300677F Full Bed

67.50"w x 87.00"d x 48.00"h (13 slats)

### FEATURES

- UPHOLSTERY: GREY FABRIC
- LEG FINISH: CHROME
- MATTRESS READY
- TESTED STATIC WT: 1,000 LBS



## FEATURES

- UPHOLSTERY: CHARCOAL FABRIC
- LEG FINISH: ESPRESSO

- BOX SPRING: REQUIRED
- TESTED STATIC WT: 600 LBS



A

### CHLOE UPHOLSTERED BED

- Upholstered bed in your choice of charcoal and oatmeal fabric
- Tufted headboard provides textural dimension
- Solid birch legs in an espresso finish
- Also available as headboard only
- Pine and plywood frame

- A. 300529Q Queen Bed**  
64.00" w x 89.50" d x 53.00" h (3 slats)
- 300529KE Eastern King Bed**  
80.50" w x 89.50" d x 53.00" h (5 slats)
- 300529KW California King Bed**  
76.50" w x 93.50" d x 53.00" h (5 slats)
- 300529F Full Bed**  
58.00" w x 84.50" d x 53.00" h (3 slats)



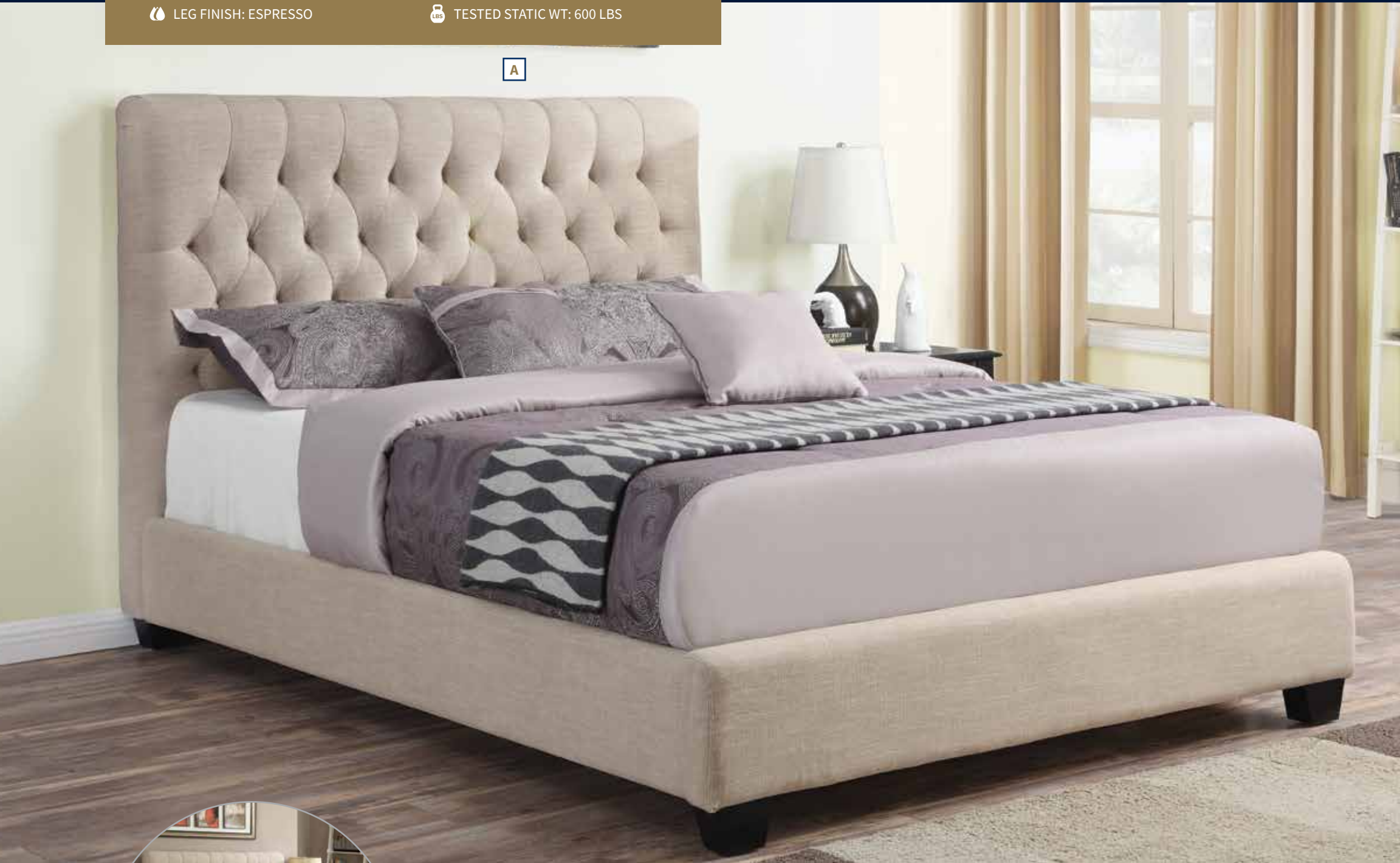
Also available as  
headboard only

FEATURES

UPHOLSTERY: OATMEAL FABRIC  
LEG FINISH: ESPRESSO

BOX SPRING: REQUIRED  
TESTED STATIC WT: 600 LBS

A



Also available as  
headboard only

- B. 300007Q Queen Bed**  
64.00”w x 89.50”d x 53.00”h (3 slats)  
**300007KE Eastern King Bed**  
80.50”w x 89.50”d x 53.00”h (5 slats)  
**300007KW California King Bed**  
76.50”w x 93.50”d x 53.00”h (5 slats)  
**300007F Full Bed**  
58.00”w x 84.50”d x 53.00”h (3 slats)

CHLOE UPHOLSTERED BED

- Upholstered bed in your choice of oatmeal and charcoal fabric
- Tufted headboard provides textural dimension
- Solid birch legs in an espresso finish
- Also available as headboard only
- Pine and plywood frame



SUMMERSET COLLECTION

- Demi-wing upholstered bed in charcoal fabric
- Button tufted headboard
- Double-row hand-driven chrome nailhead trim
- Asian hardwood and MDF frame
- Slat kit included
- Available in charcoal and light grey

**A. 305902Q Queen Bed**  
65.75”w x 86.50”d x 61.00”h (13 slats)  
**305902KE Eastern King Bed**  
81.50”w x 86.50”d x 61.00”h (13 slats)  
**305902F Full Bed**  
59.50”w x 81.50”d x 61.00”h (13 slats)

FEATURES

- UPHOLSTERY: CHARCOAL FABRIC
- LEG FINISH: BLACK
- MATTRESS READY
- TESTED STATIC WT: 600 LBS



SUMMERSET COLLECTION

- Demi-wing upholstered bed in light grey fabric
- Button tufted headboard
- Double-row hand-driven chrome nailhead trim
- Asian hardwood and MDF frame
- Slat kit included
- Available in light grey and charcoal

**B. 305903Q Queen Bed**  
65.75”w x 86.50”d x 61.00”h (13 slats)  
**305903KE Eastern King Bed**  
81.50”w x 86.50”d x 61.00”h (13 slats)  
**305903F Full Bed**  
59.50”w x 81.50”d x 61.00”h (13 slats)

FEATURES

- UPHOLSTERY: LIGHT GREY FABRIC
- LEG FINISH: BLACK
- MATTRESS READY
- TESTED STATIC WT: 600 LBS







### CARRINGTON UPHOLSTERED BED

- Mid century style upholstered bed in grey woven fabric
- Button tufted headboard with tapered footboard and side rail profile
- Angled solid rubberwood legs in walnut finish
- Rubberwood and plywood frame
- Slat kit included

**A. 301061Q Queen Bed**

68.50”w x 88.25”d x 42.25”h (13 slats)

**301061KE Eastern King Bed**

84.25”w x 88.25”d x 42.25”h (13 slats)

**301061KW California King Bed**

80.25”w x 93.00”d x 42.25”h (13 slats)

**301061F Full Bed**

62.25”w x 82.75”d x 42.25”h (13 slats)

FEATURES

- UPHOLSTERY: GREY WOVEN FABRIC
- LEG FINISH: WALNUT
- MATTRESS READY
- TESTED STATIC WT: 600 LBS



### CHARITY UPHOLSTERED BED

- Mid-century modern upholstered bed in blue fabric
- Bed features vertical channel detail and exposed solid hardwood trim
- Angled solid rubberwood legs in walnut finish
- Matching one (1) drawer nightstand with felt lined drawer, metal extension glides, cedar lined open cubby, and USB ports
- Rubberwood and plywood frame
- Slat kit included

**B. 300626Q Queen Bed**

63.00”w x 88.50”d x 48.50”h (13 slats)

**300626KE Eastern King Bed**

79.00”w x 88.50”d x 48.50”h (13 slats)

**300626KW California King Bed**

75.00”w x 93.75”d x 48.50”h (13 slats)

**300626F Full Bed**

56.75”w x 83.75”d x 48.50”h (13 slats)

**C. 204562 Nightstand**

26.00”w x 18.00”d x 25.25”h

FEATURES

- UPHOLSTERY: BLUE FABRIC
- LEG FINISH: WALNUT
- METAL EXTENSION DRAWER GLIDES
- ENGLISH DOVETAIL FRONT & BACK
- MATTRESS READY
- TESTED STATIC WT: 600 LBS



## GALLAGHER UPHOLSTERED BED

- Upholstered bed in brown faux suede
- Basket weave effect on headboard and footboard
- Solid rubberwood cap rail and legs in a chestnut finish
- Also available as headboard only
- Rubberwood and plywood frame
- Requires box spring

**A. 300665Q Queen Bed**  
65.25”w x 90.25”d x 56.00”h (4 slats)



FEATURES

- UPHOLSTERY: BROWN FAUX SUEDE
- LEG FINISH: CHESTNUT
- BOX SPRING: REQUIRED
- TESTED STATIC WT: 600 LBS

## MADELEINE UPHOLSTERED BED

- Rustic smoke wood finish and beige fabric create visual harmony in the collection
- Bronze nailhead detail adds a rustic look to this piece
- Hardwood, plywood, foam and fabric construction

**B. 300570Q Queen Bed**  
65.50”w x 88.00”d x 58.00”h (4 slats)  
**300570KE Eastern King Bed**  
81.50”w x 88.00”d x 58.00”h (4 slats)  
**300570KW California King Bed**  
77.50”w x 92.00”d x 58.00”h (4 slats)



FEATURES

- UPHOLSTERY: BEIGE
- LEG FINISH: RUSTIC SMOKE
- NAILHEAD FINISH: BRONZE
- BOX SPRING: REQUIRED
- TESTED STATIC WT: 1,000 LBS





## SUAMICO COLLECTION

- Arched profile with solid wood frame in warm brown
- Upholstered button tufted headboard and footboard in brown fabric
- Asian hardwood and MDF frame
- Box spring required
- Available in brown and beige upholstery

**A. 300973Q Queen Bed**

66.50"w x 85.50"d x 53.75"h (4 slats)

**300973KE Eastern King Bed**

82.25"w x 85.50"d x 53.75"h (4 slats)

**300973F Full Bed**

59.00"w x 83.75"d x 53.75"h (4 slats)

## FEATURES

- UPHOLSTERY: BROWN FABRIC
- WOOD FINISH: WARM BROWN
- BOX SPRING: REQUIRED
- TESTED STATIC WT: 600 LBS



## SUAMICO COLLECTION

- Arched profile with solid wood frame in warm brown
- Upholstered button tufted headboard and footboard in beige fabric
- Asian hardwood and MDF frame
- Box spring required
- Available in beige and brown upholstery

**B. 300974Q Queen Bed**

66.50"w x 85.50"d x 53.75"h (4 slats)

**300974KE Eastern King Bed**

82.25"w x 85.50"d x 53.75"h (4 slats)

**300974F Full Bed**

59.00"w x 83.75"d x 53.75"h (4 slats)

## FEATURES

- UPHOLSTERY: BEIGE FABRIC
- WOOD FINISH: WARM BROWN
- BOX SPRING: REQUIRED
- TESTED STATIC WT: 600 LBS



## FEATURES

UPHOLSTERY: CHARCOAL FABRIC  
WOOD FINISH: DARK BROWN

BOX SPRING: REQUIRED  
TESTED STATIC WT: 600 LBS



### LOHRVILLE COLLECTION

- Upholstered bed with sleigh headboard in charcoal fabric
- Headboard with padded button tufted panel
- Solid wood posts in dark brown
- Asian hardwood and MDF frame
- Box spring required
- Available in charcoal, beige, and light grey upholstery

**A. 300967Q Queen Bed**  
63.00" w x 94.00" d x 53.50" h  
**300967KE Eastern King Bed**  
79.25" w x 94.00" d x 53.50" h  
**300967F Full Bed**  
57.25" w x 87.50" d x 53.50" h



## LOHRVILLE COLLECTION

- Upholstered bed with sleigh headboard in beige fabric
- Headboard with padded button tufted panel
- Solid wood posts in dark brown
- Asian hardwood and MDF frame
- Box spring required
- Available in beige, light grey, and charcoal upholstery

**A. 300968Q Queen Bed**

63.00"w x 94.00"d x 53.50"h

**300968KE Eastern King Bed**

79.25"w x 94.00"d x 53.50"h

**300968F Full Bed**

57.25"w x 87.50"d x 53.50"h

## FEATURES

- UPHOLSTERY: BEIGE FABRIC
- WOOD FINISH: DARK BROWN
- BOX SPRING: REQUIRED
- TESTED STATIC WT: 600 LBS



## LOHRVILLE COLLECTION

- Upholstered bed with sleigh headboard in light grey fabric
- Headboard with padded button tufted panel
- Solid wood posts in dark brown
- Asian hardwood and MDF frame
- Box spring required
- Available in light grey, charcoal, and beige upholstery

**B. 300969Q Queen Bed**

63.00"w x 94.00"d x 53.75"h

**300969KE Eastern King Bed**

79.25"w x 94.00"d x 53.50"h

**300969F Full Bed**

57.25"w x 87.50"d x 53.50"h

## FEATURES

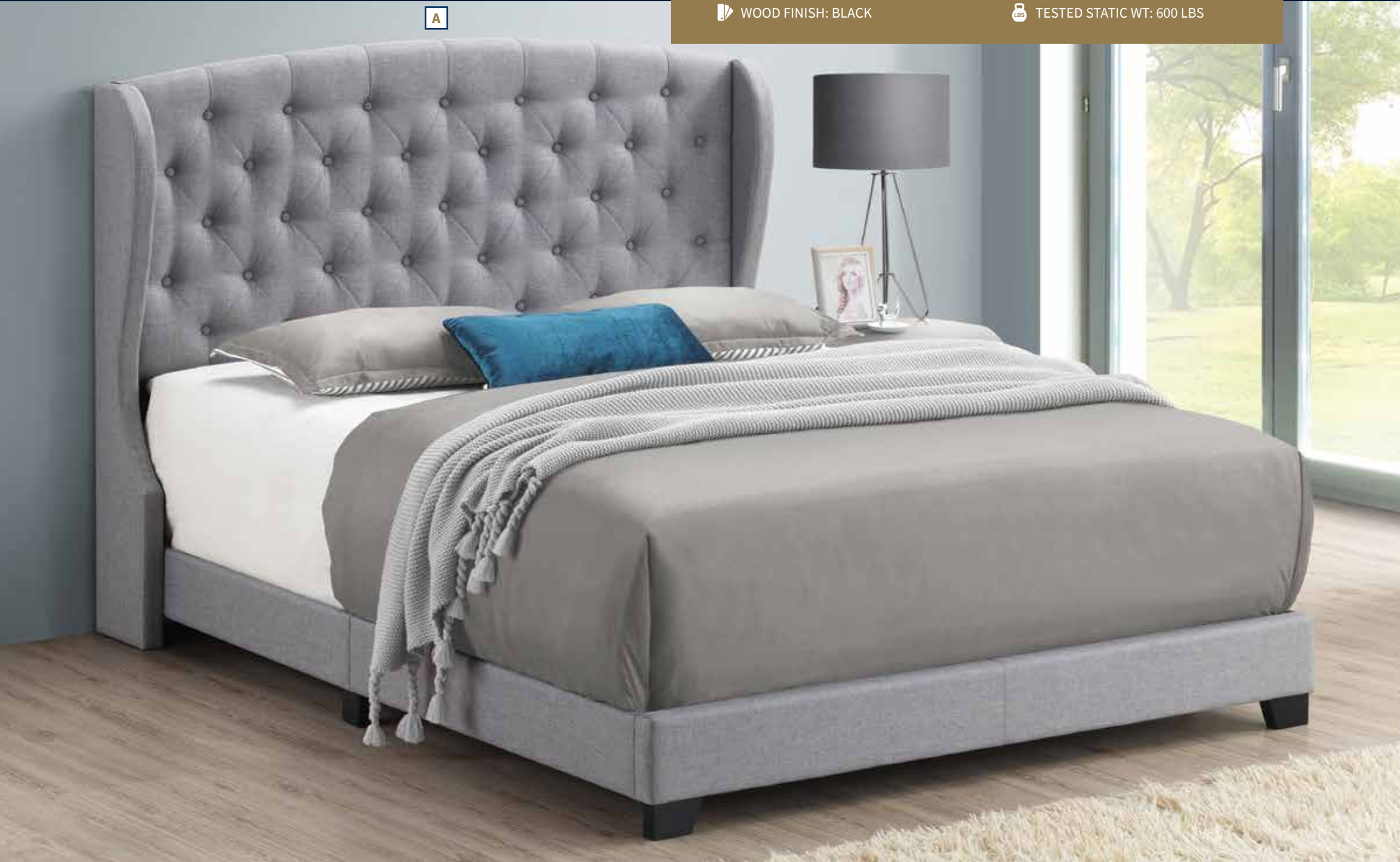
- UPHOLSTERY: LIGHT GREY FABRIC
- WOOD FINISH: DARK BROWN
- BOX SPRING: REQUIRED
- TESTED STATIC WT: 600 LBS



FEATURES

UPHOLSTERY: GREY FABRIC  
WOOD FINISH: BLACK

BOX SPRING: REQUIRED  
TESTED STATIC WT: 600 LBS



KROME COLLECTION

- Soft camel back, demi-wing headboard with button tufting
- Linen-like fabric upholstery in smoke
- Frame constructed with plywood and MDF
- Available in charcoal, gunmetal, and smoke

**A. 305971Q Queen Bed**  
67.50”w x 85.75”d x 53.50”h (4 slats)  
**305971KE Eastern King Bed**  
83.25”w x 85.75”d x 53.50”h (4 slats)  
**305971F Full Bed**  
61.25”w x 80.50”d x 53.50”h (4 slats)





## KROME COLLECTION

- Soft camel back, demi-wing headboard with button tufting
- Linen-like fabric upholstery in gunmetal
- Frame constructed with plywood and MDF
- Available in charcoal, gunmetal, and smoke

### A. 305972Q Queen Bed

67.50" w x 85.75" d x 53.50" h (4 slats)

### 305972KE Eastern King Bed

83.25" w x 85.75" d x 53.50" h (4 slats)

### 305972F Full Bed

61.25" w x 80.50" d x 53.50" h (4 slats)

#### FEATURES

- UPHOLSTERY: GREY FABRIC
- LEG FINISH: BLACK
- BOX SPRING: REQUIRED
- TESTED STATIC WT: 600 LBS



## KROME COLLECTION

- Soft camel back, demi-wing headboard with button tufting
- Linen-like fabric upholstery in charcoal
- Frame constructed with plywood and MDF
- Available in charcoal, gunmetal, and smoke

### B. 305973Q Queen Bed

67.50" w x 85.75" d x 53.50" h (4 slats)

### 305973KE Eastern King Bed

83.25" w x 85.75" d x 53.50" h (4 slats)

### 305973F Full Bed

61.25" w x 80.50" d x 53.50" h (4 slats)

#### FEATURES

- UPHOLSTERY: CHARCOAL FABRIC
- LEG FINISH: BLACK
- BOX SPRING: REQUIRED
- TESTED STATIC WT: 600 LBS



FEATURES

- UPHOLSTERY: BLUE FABRIC
- LEG FINISH: BLACK

- NAILHEAD FINISH: BRUSHED NICKEL
- BOX SPRING: REQUIRED
- TESTED STATIC WT: 600 LBS



A

SONOMA UPHOLSTERED BED

- Demi-wing upholstered bed in blue fabric
- Camel back headboard with button tufting
- Individually driven brushed nickel nailhead trim
- Plywood and MDF frame
- Box spring required
- Available in blue, grey, and beige fabric

- A. 310071Q Queen Bed**  
66.25" w x 86.25" d x 56.25" h (4 slats)
- 310071KE Eastern King Bed**  
82.25" w x 86.25" d x 56.25" h (4 slats)
- 310071F Full Bed**  
60.25" w x 81.00" d x 56.25" h (4 slats)





## SONOMA UPHOLSTERED BED

- Demi-wing upholstered bed in grey fabric
- Camel back headboard with button tufting
- Individually driven chrome nailhead trim
- Plywood and MDF frame
- Box spring required
- Available in grey, beige, and blue fabric

### A. 310072Q Queen Bed

66.25"w x 86.25"d x 56.25"h (4 slats)

### 310072KE Eastern King Bed

82.25"w x 86.25"d x 56.25"h (4 slats)

### 310072F Full Bed

60.25"w x 81.00"d x 56.25"h (4 slats)

#### FEATURES

- UPHOLSTERY: GREY FABRIC
- LEG FINISH: BLACK
- NAILHEAD FINISH: CHROME
- BOX SPRING: REQUIRED
- TESTED STATIC WT: 600 LBS



## SONOMA UPHOLSTERED BED

- Demi-wing upholstered bed in beige fabric
- Camel back headboard with button tufting
- Individually driven antique brass nailhead trim
- Plywood and MDF frame
- Box spring required
- Available in beige, blue, and grey fabric

### B. 310073Q Queen Bed

66.25"w x 86.25"d x 56.25"h (4 slats)

### 310073KE Eastern King Bed

82.25"w x 86.25"d x 56.25"h (4 slats)

### 310073F Full Bed

60.25"w x 81.00"d x 56.25"h (4 slats)

#### FEATURES

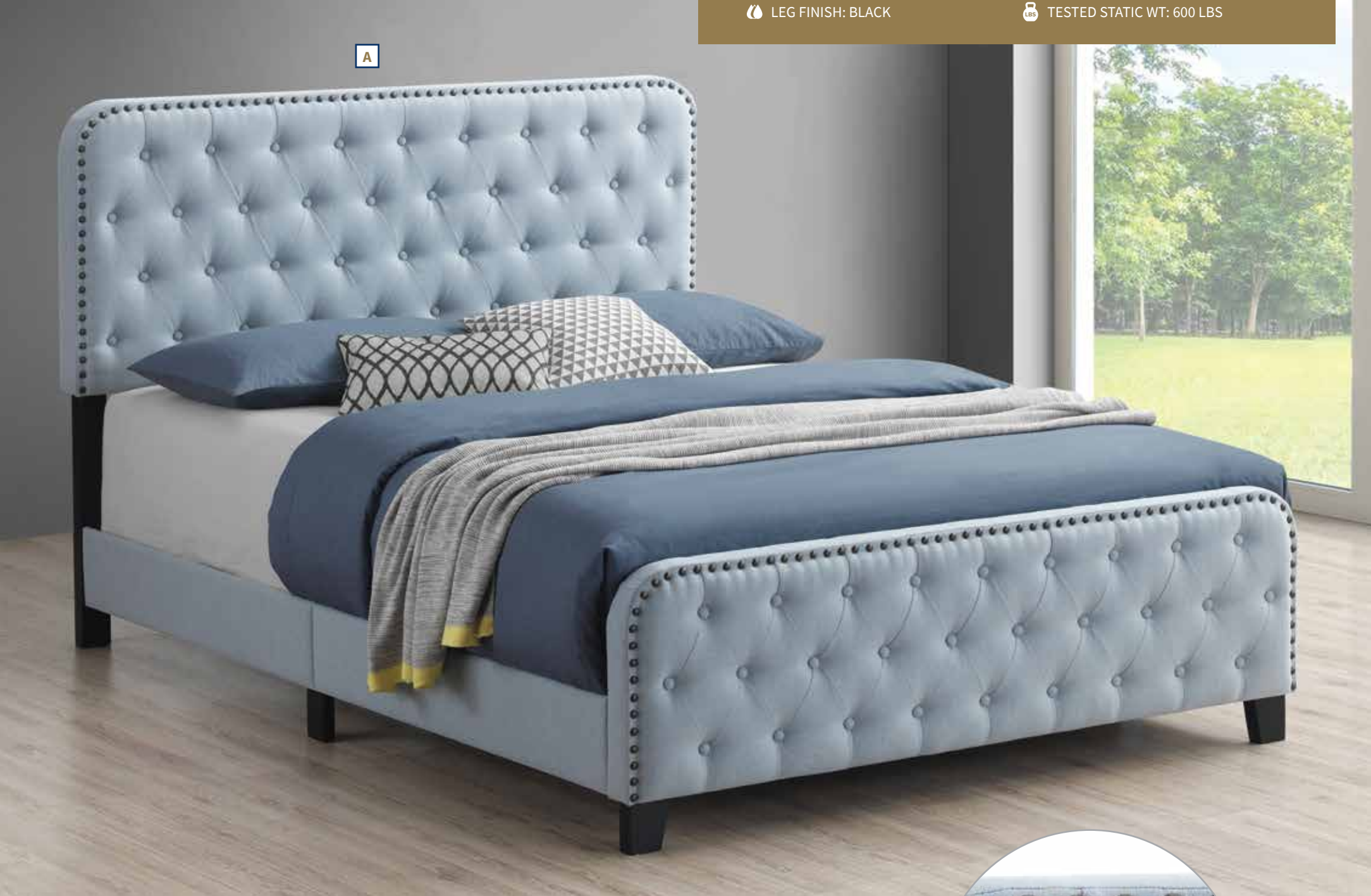
- UPHOLSTERY: BEIGE FABRIC
- LEG FINISH: BLACK
- NAILHEAD FINISH: ANTIQUE BRASS
- BOX SPRING: REQUIRED
- TESTED STATIC WT: 600 LBS



FEATURES

- UPHOLSTERY: DELFT BLUE FABRIC
- LEG FINISH: BLACK

- NAILHEAD FINISH: ANTIQUE BRASS
- BOX SPRING: REQUIRED
- TESTED STATIC WT: 600 LBS



LITTLETON UPHOLSTERED BED

- This vintage headboard with matching footboard creates an elegant back drop for your favorite bedding
- Upholstered in delft blue linen-like fabric
- Button tufted headboard framed with individually driven antique brass nailhead trim
- Constructed with Asian hardwood, and MDF
- Available in delft blue, beige, and mineral

- A. 305993Q Queen Bed**  
64.25”w x 88.75”d x 49.75”h (4 slats)
- 305993KE Eastern King Bed**  
80.00”w x 88.75”d x 49.75”h (4 slats)
- 305993F Full Bed**  
58.00”w x 83.75”d x 49.75”h (4 slats)





A

### LITTLETON UPHOLSTERED BED

- This vintage headboard with matching footboard creates an elegant back drop for your favorite bedding
- Upholstered in delft blue linen-like fabric
- Button tufted headboard framed with individually driven antique brass nailhead trim
- Constructed with Asian hardwood, and MDF
- Available in mineral, beige, and delft blue

**A. 305991Q Queen Bed**

64.25"w x 88.75"d x 49.75"h (4 slats)

**305991KE Eastern King Bed**

80.00"w x 88.75"d x 49.75"h (4 slats)

**305991F Full Bed**

58.00"w x 83.75"d x 49.75"h (4 slats)

FEATURES

- UPHOLSTERY: MINERAL
- LEG FINISH: BLACK
- NAILHEAD FINISH: ANTIQUE BRASS
- BOX SPRING: REQUIRED
- TESTED STATIC WT: 600 LBS



B

### LITTLETON UPHOLSTERED BED

- This vintage headboard with matching footboard creates an elegant back drop for your favorite bedding
- Upholstered in delft blue linen-like fabric
- Button tufted headboard framed with individually driven antique brass nailhead trim
- Constructed with Asian hardwood, and MDF
- Available in beige, mineral, and delft blue

**B. 305992Q Queen Bed**

64.25"w x 88.75"d x 49.75"h (4 slats)

**305992KE Eastern King Bed**

80.00"w x 88.75"d x 49.75"h (4 slats)

**305992F Full Bed**

58.00"w x 83.75"d x 49.75"h (4 slats)

FEATURES

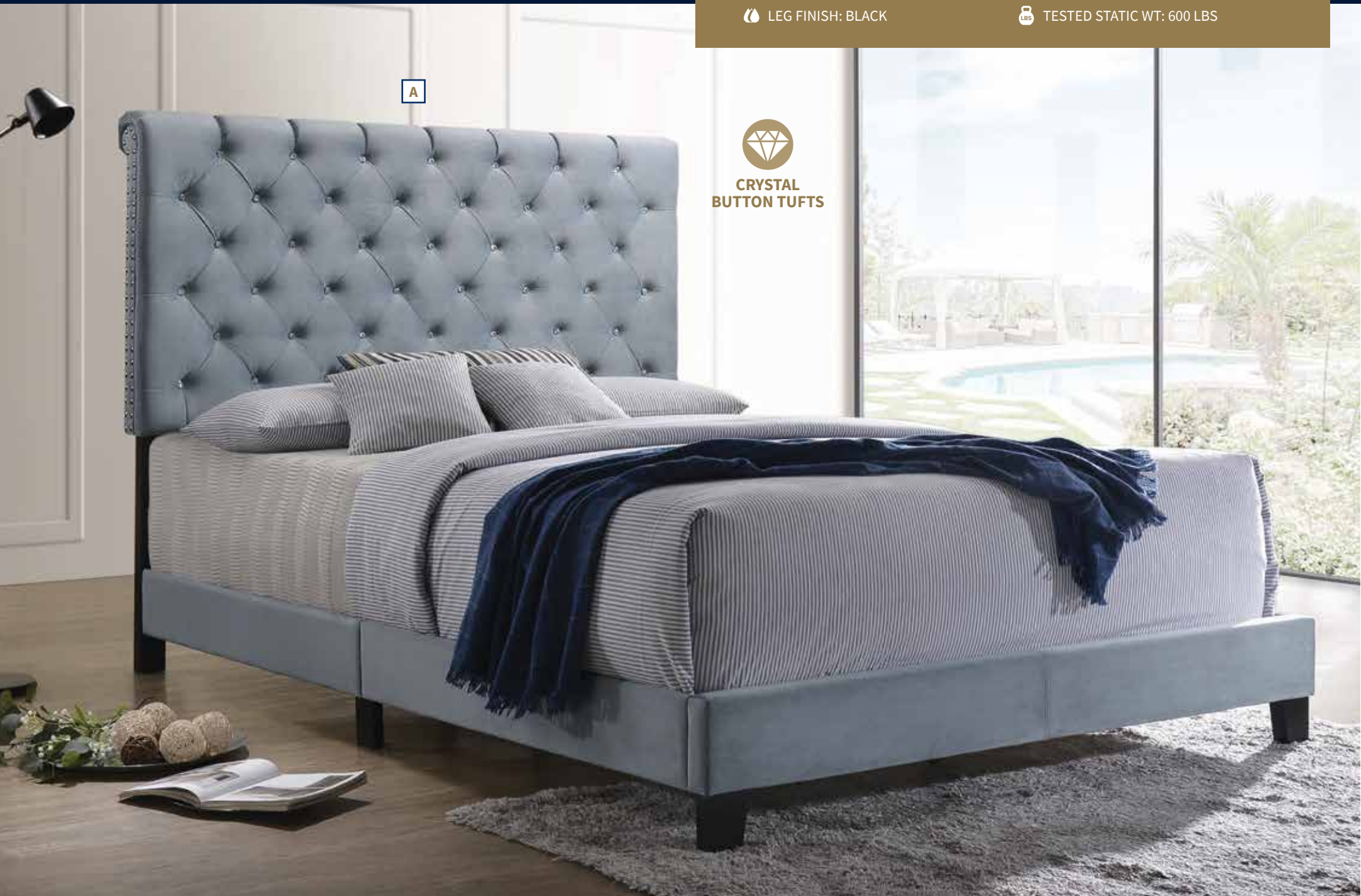
- UPHOLSTERY: BEIGE
- LEG FINISH: BLACK
- NAILHEAD FINISH: ANTIQUE BRASS
- BOX SPRING: REQUIRED
- TESTED STATIC WT: 600 LBS



## FEATURES

- UPHOLSTERY: SLATE BLUE VELVET
- LEG FINISH: BLACK

- NAILHEAD FINISH: BRUSHED NICKEL
- BOX SPRING: REQUIRED
- TESTED STATIC WT: 600 LBS

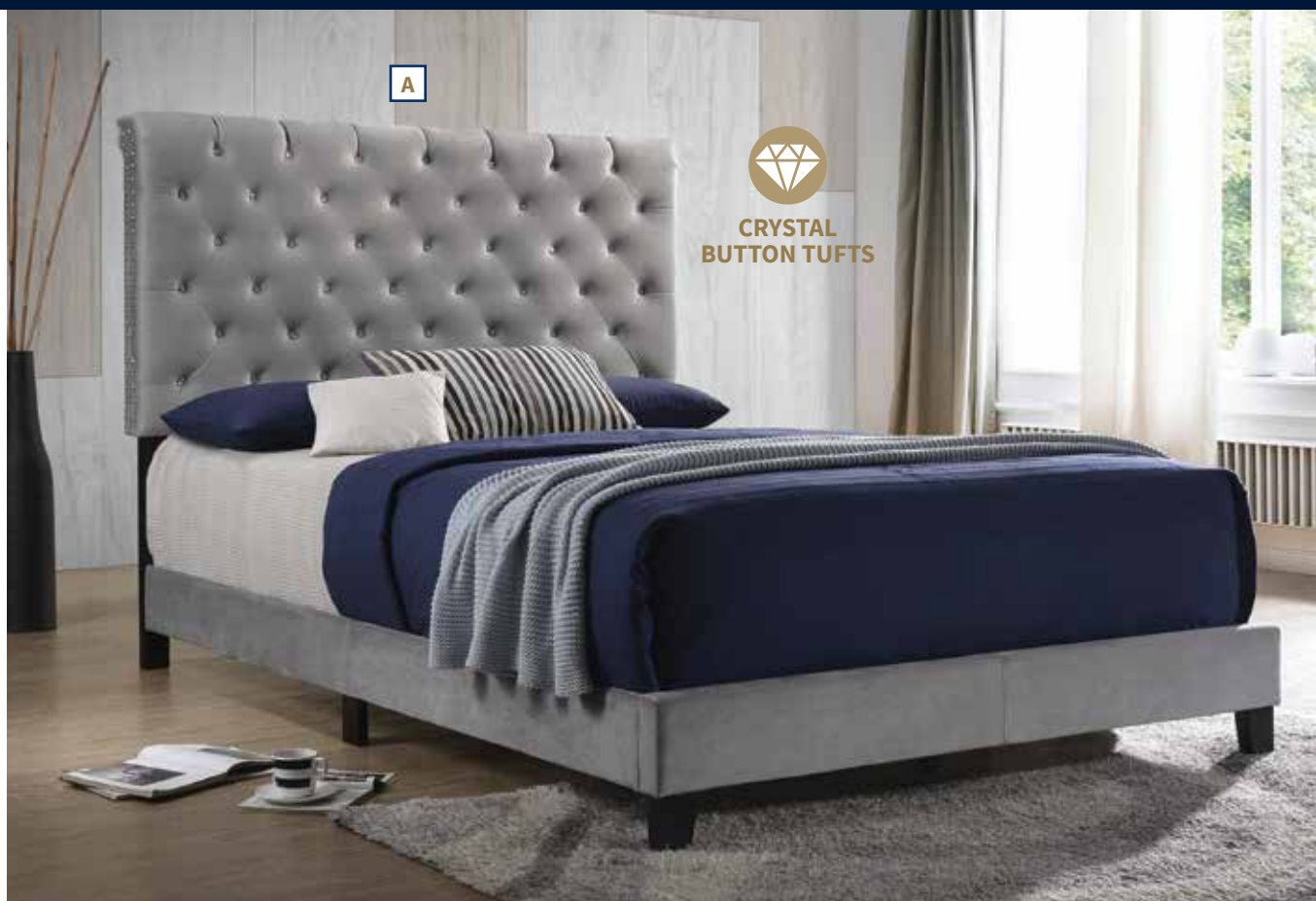


CRYSTAL  
BUTTON TUFTS

### WARNER UPHOLSTERED BED

- Transitional glam upholstered bed in slate blue velvet
- Scrolled headboard with faux crystal button tufting
- Individually driven brushed nickel nailhead trim
- Plywood and MDF frame
- Box spring required
- Available in slate blue, grey, and green velvet

- A. 310041Q Queen Bed**  
65.25" w x 86.00" d x 54.25" h (4 slats)
- 310041KE Eastern King Bed**  
81.00" w x 88.00" d x 54.25" h (4 slats)
- 310041F Full Bed**  
59.00" w x 81.00" d x 54.25" h (4 slats)



A



## WARNER UPHOLSTERED BED

- Transitional glam upholstered bed in grey velvet
- Scrolled headboard with faux crystal button tufting
- Individually driven chrome nailhead trim
- Plywood and MDF frame
- Box spring required
- Available in grey, green, and slate blue velvet

### A. 310042Q Queen Bed

65.25" w x 88.50" d x 54.25" h (4 slats)

### 310042KE Eastern King Bed

81.00" w x 88.50" d x 54.25" h (4 slats)

### 310042F Full Bed

59.00" w x 83.00" d x 54.25" h (4 slats)

## FEATURES

- UPHOLSTERY: GREY VELVET
- LEG FINISH: BLACK
- NAILHEAD FINISH: CHROME
- BOX SPRING: REQUIRED
- TESTED STATIC WT: 600 LBS



B



## WARNER UPHOLSTERED BED

- Transitional glam upholstered bed in green velvet
- Scrolled headboard with faux crystal button tufting
- Individually driven matte brass nailhead trim
- Plywood and MDF frame
- Box spring required
- Available in green, slate blue, and grey velvet

### B. 310043Q Queen Bed

65.25" w x 88.50" d x 54.25" h (4 slats)

### 310043KE Eastern King Bed

81.00" w x 88.50" d x 54.25" h (4 slats)

### 310043F Full Bed

59.00" w x 83.00" d x 54.25" h (4 slats)

## FEATURES

- UPHOLSTERY: GREEN VELVET
- LEG FINISH: BLACK
- NAILHEAD FINISH: MATTE BRASS
- BOX SPRING: REQUIRED
- TESTED STATIC WT: 600 LBS



REGINA UPHOLSTERED BED

- Upholstered bed in black leatherette
- Crystal button tufted headboard
- Solid hardwood legs in espresso finish
- Pine and plywood frame
- Euro slat kit included

**A. 300391Q Queen Bed**  
64.75”w x 85.50”d x 40.50”/10.50”h (25 slats)  
**300391F Full Bed**  
58.75”w x 80.50”d x 40.50”/10.50”h (25 slats)



FEATURES

- UPHOLSTERY: BLACK LEATHERETTE
- LEG FINISH: ESPRESSO
- MATTRESS READY
- TESTED STATIC WT: 600 LBS

MUAVE UPHOLSTERED BED

- Modern upholstered bed in white leatherette
- Fully slatted platform bed
- Plywood and MDF frame
- Slat kit included
- Available in white, dark brown, and black leatherette

**B. 300559Q Queen Bed**  
64.25”w x 86.50”d x 47.25”h (12 slats)  
**300559F Full Bed**  
58.00”w x 81.50”d x 47.25”h (12 slats)  
**300559T Twin Bed**  
43.00”w x 81.50”d x 47.25”h (12 slats)



FEATURES

- UPHOLSTERY: WHITE LEATHERETTE
- LEG FINISH: BLACK
- MATTRESS READY
- TESTED STATIC WT: 600 LBS



MUAVE UPHOLSTERED BED

- Modern upholstered bed in dark brown leatherette
- Fully slatted platform bed
- Plywood and MDF frame
- Slat kit included
- Available in dark brown, black, and white leatherette

**A. 300557Q Queen Bed**

64.25”w x 86.50”d x 47.25”h (12 slats)

**300557F Full Bed**

58.00”w x 81.50”d x 47.25”h (12 slats)

**300557T Twin Bed**

43.00”w x 81.50”d x 47.25”h (12 slats)

FEATURES

- UPHOLSTERY: DARK BROWN LEATHERETTE
- LEG FINISH: BLACK
- MATTRESS READY
- TESTED STATIC WT: 600 LBS



MUAVE UPHOLSTERED BED

- Modern upholstered bed in black leatherette
- Fully slatted platform bed
- Plywood and MDF frame
- Slat kit included
- Available in black, white, and dark brown leatherette

**B. 300558Q Queen Bed**

64.25”w x 86.50”d x 47.25”h (12 slats)

**300558F Full Bed**

58.25”w x 81.50”d x 47.25”h (12 slats)

**300558T Twin Bed**

43.50”w x 81.50”d x 47.25”h (12 slats)

FEATURES

- UPHOLSTERY: BLACK LEATHERETTE
- LEG FINISH: BLACK
- MATTRESS READY
- TESTED STATIC WT: 600 LBS




CONNER UPHOLSTERED BED

- Modern upholstered bed in dark brown leatherette
- Solid hardwood legs in a black finish
- Asian hardwood and tropical hardwood frame
- Requires box spring
- Available in dark brown and black leatherette

- A. 300261Q Queen Bed**  
62.75”w x 85.00”d x 47.00”h (4 slats)  
**300261KE Eastern King Bed**  
78.75”w x 85.00”d x 47.00”h (4 slats)  
**300261KW California King Bed**  
74.50”w x 90.00”d x 47.00”h (4 slats)  
**300261F Full Bed**  
57.00”w x 80.00”d x 47.00”h (4 slats)  
**300261T Twin Bed**  
41.25”w x 80.00”d x 47.00”h (4 slats)

FEATURES

- UPHOLSTERY: DARK BROWN LEATHERETTE
- LEG FINISH: BLACK
- BOX SPRING: REQUIRED
- TESTED STATIC WT: 600 LBS (300 LBS TWIN)



CONNER UPHOLSTERED BED

- Modern upholstered bed in black leatherette
- Solid hardwood legs in a black finish
- Asian hardwood and tropical hardwood frame
- Requires box spring
- Available in black and dark brown leatherette

- B. 300260Q Queen Bed**  
62.75”w x 85.00”d x 47.00”h (4 slats)  
**300260KE Eastern King Bed**  
78.75”w x 85.00”d x 47.00”h (4 slats)  
**300260KW California King Bed**  
74.50”w x 90.00”d x 47.00”h (4 slats)  
**300260F Full Bed**  
57.00”w x 80.00”d x 47.00”h (4 slats)  
**300260T Twin Bed**  
41.25”w x 80.00”d x 47.00”h (4 slats)

FEATURES

- UPHOLSTERY: BLACK LEATHERETTE
- LEG FINISH: BLACK
- BOX SPRING: REQUIRED
- TESTED STATIC WT: 600 LBS (300 LBS TWIN)





FEATURES

### TAMARAC UPHOLSTERED BED

- Upholstered bed in beige fabric
- Sophisticated headboard profile with individually driven antique brass nailhead trim
- Plywood and MDF frame
- Requires box spring
- Available in beige and grey fabric

**A. 310061Q Queen Bed**  
64.25”w x 86.50”d x 51.00”h (4 slats)  
**310061KE Eastern King Bed**  
80.25”w x 86.50”d x 51.00”h (4 slats)  
**310061F Full Bed**  
58.00”w x 81.50”d x 51.00”h (4 slats)

- UPHOLSTERY: BEIGE FABRIC
- LEG FINISH: BLACK
- NAILHEAD FINISH: MATTE BRASS
- BOX SPRING: REQUIRED
- TESTED STATIC WT: 600 LBS



FEATURES

### TAMARAC UPHOLSTERED BED

- Upholstered bed in grey fabric
- Sophisticated headboard profile with individually driven chrome nailhead trim
- Plywood and MDF frame
- Requires box spring
- Available in grey and beige fabric

**B. 310063Q Queen Bed**  
64.25”w x 86.50”d x 51.00”h 4 slats)  
**310063KE Eastern King Bed**  
80.25”w x 86.50”d x 51.00”h (4 slats)  
**310063F Full Bed**  
58.00”w x 81.50”d x 51.00”h (4 slats)

- UPHOLSTERY: GREY FABRIC
- LEG FINISH: BLACK
- NAILHEAD FINISH: CHROME
- BOX SPRING: REQUIRED
- TESTED STATIC WT: 600 LBS



FEATURES

- UPHOLSTERY: MINERAL FABRIC
- LEG FINISH: BLACK

- NAILHEAD FINISH: BLACK BRASS
- BOX SPRING: REQUIRED
- TESTED STATIC WT: 600 LBS

A



HAMDEN UPHOLSTERED BED

- This timeless look is still a modern classic
- Soft pediment style headboard framed with individually driven brass nail head trim
- Upholstered in mineral linen-like fabric
- Constructed with Asian hardwood, and MDF
- Available in mineral, beige, and delft blue

- A. 306011Q Queen Bed**  
64.25”w x 88.75”d x 53.25”h (4 slats)
- 306011KE Eastern King Bed**  
80.00”w x 88.75”d x 53.25”h (4 slats)
- 306011F Full Bed**  
58.00”w x 83.75”d x 53.25”h (4 slats)





## HAMDEN UPHOLSTERED BED

- This timeless look is still a modern classic
- Soft pediment style headboard framed with individually driven brass nail head trim
- Upholstered in mineral linen-like fabric
- Constructed with Asian hardwood, and MDF
- Available in beige, mineral, and delft blue

**A. 306012Q Queen Bed**

64.25"w x 88.75"d x 53.25"h (4 slats)

**306012KE Eastern King Bed**

80.00"w x 88.75"d x 53.25"h (4 slats)

**306012F Full Bed**

58.00"w x 83.75"d x 53.25"h (4 slats)

FEATURES

- UPHOLSTERY: BEIGE FABRIC
- LEG FINISH: BLACK
- NAILHEAD FINISH: BRASS
- BOX SPRING: REQUIRED
- TESTED STATIC WT: 600 LBS



## HAMDEN UPHOLSTERED BED

- This timeless look is still a modern classic
- Soft pediment style headboard framed with individually driven brass nail head trim
- Upholstered in mineral linen-like fabric
- Constructed with Asian hardwood, and MDF
- Available in delft blue, beige, and mineral

**B. 306013Q Queen Bed**

64.25"w x 88.75"d x 53.25"h (4 slats)

**306013KE Eastern King Bed**

80.00"w x 88.75"d x 53.25"h (4 slats)

**306013F Full Bed**

58.00"w x 83.75"d x 53.25"h (4 slats)

FEATURES

- UPHOLSTERY: DELFT BLUE FABRIC
- LEG FINISH: BLACK
- NAILHEAD FINISH: BRASS
- BOX SPRING: REQUIRED
- TESTED STATIC WT: 600 LBS




BOYD UPHOLSTERED BED

- Upholstered bed in ivory fabric
- Individually driven chrome nailhead trim
- Plywood and MDF frame
- Requires box spring
- Available in ivory, charcoal, grey, and brown fabric

- A. 350051Q Queen Bed**  
64.25”w x 86.50”d x 49.50”h (4 slats)
- 350051KE Eastern King Bed**  
80.00”w x 87.50”d x 49.50”h (4 slats)
- 350051KW California King Bed**  
76.00”w x 91.75”d x 49.50”h (4 slats)
- 350051F Full Bed**  
55.75”w x 81.50”d x 49.50”h (4 slats)
- 350051T Twin Bed**  
43.00”w x 81.75”d x 49.50”h (4 slats)

FEATURES

- UPHOLSTERY: IVORY FABRIC
- LEG FINISH: BLACK
- NAILHEAD FINISH: CHROME
- BOX SPRING: REQUIRED
- TESTED STATIC WT: 600 LBS (300 LBS TWIN)



BOYD UPHOLSTERED BED

- Upholstered bed in charcoal fabric
- Individually driven chrome nailhead trim
- Plywood and MDF frame
- Requires box spring
- Available in charcoal, grey, brown, and ivory fabric

- B. 350061Q Queen Bed**  
64.25”w x 87.00”d x 49.50”h (4 slats)
- 350061KE Eastern King Bed**  
80.00”w x 87.00”d x 49.50”h (4 slats)
- 350061KW California King Bed**  
76.00”w x 91.50”d x 49.50”h (4 slats)
- 350061F Full Bed**  
55.75”w x 81.50”d x 49.50”h (4 slats)
- 350061T Twin Bed**  
43.00”w x 81.50”d x 49.50”h (4 slats)

FEATURES

- UPHOLSTERY: CHARCOAL FABRIC
- LEG FINISH: BLACK
- NAILHEAD FINISH: CHROME
- BOX SPRING: REQUIRED
- TESTED STATIC WT: 600 LBS (300 LBS TWIN)







## BOYD UPHOLSTERED BED

- Upholstered bed in grey fabric
- Individually driven chrome nailhead trim
- Plywood and MDF frame
- Requires box spring
- Available in grey, brown, ivory and, charcoal fabric

### A. 350071Q Queen Bed

64.25”w x 86.50”d x 49.50”h (4 slats)

### 350071KE Eastern King Bed

80.00”w x 87.50”d x 49.50”h (4 slats)

### 350071KW California King Bed

76.00”w x 91.75”d x 49.50”h (4 slats)

### 350071F Full Bed

57.75”w x 81.25”d x 49.50”h (4 slats)

### 350071T Twin Bed

43.00”w x 81.50”d x 49.50”h (4 slats)

#### FEATURES

- UPHOLSTERY: GREY FABRIC
- LEG FINISH: BLACK
- NAILHEAD FINISH: CHROME
- BOX SPRING: REQUIRED
- TESTED STATIC WT: 600 LBS (300 LBS TWIN)



## BOYD UPHOLSTERED BED

- Upholstered bed in brown fabric
- Individually driven chrome nailhead trim
- Plywood and MDF frame
- Requires box spring
- Available in brown, ivory, charcoal, and grey fabric

### B. 350081Q Queen Bed

64.25”w x 86.50”d x 49.50”h (4 slats)

### 350081KE Eastern King Bed

80.00”w x 87.50”d x 49.50”h (4 slats)

### 350081KW California King Bed

76.00”w x 91.75”d x 49.50”h (4 slats)

### 350081F Full Bed

55.75”w x 81.50”d x 49.50”h (4 slats)

### 350081T Twin Bed

43.00”w x 81.50”d x 49.50”h (4 slats)

### C. 204192 Nightstand

23.50”w x 16.50”d x 27.00”h

#### FEATURES

- UPHOLSTERY: BROWN FABRIC
- LEG FINISH: BLACK
- NAILHEAD FINISH: CHROME
- CENTER METAL GLIDES
- ENGLISH DOVETAIL FRONT & BACK
- BOX SPRING: REQUIRED
- TESTED STATIC WT: 600 LBS (300 LBS TWIN)



FEATURES

- UPHOLSTERY: ORANGE FABRIC
- LEG FINISH: BLACK

- NAILHEAD FINISH: BRASS
- BOX SPRING: REQUIRED
- TESTED STATIC WT: 600 LBS

A




FAIRFIELD UPHOLSTERED BED

- Simply stated, great pop of color to brighten your room
- Grid tufted headboard
- Upholstered in orange fabric
- Constructed with Asian hardwood, and MDF
- Available in orange, beige and dark grey

- A. 305951Q Queen Bed**  
64.25"w x 88.75"d x 49.75"h (4 slats)
- 305952KE Eastern King Bed**  
80.00"w x 88.75"d x 49.75"h (4 slats)
- 305952F Full Bed**  
58.25"w x 83.75"d x 49.75"h (4 slats)
- 305952T Twin Bed**  
43.25"w x 83.75"d x 49.75"h (4 slats)



A



## FAIRFIELD UPHOLSTERED BED

- Simply stated, great pop of color to brighten your room
- Grid tufted headboard
- Upholstered in orange fabric
- Constructed with Asian hardwood, and MDF
- Available in dark grey, beige, and orange

**A. 305952Q Queen Bed**

64.25"w x 88.75"d x 49.75"h (4 slats)

**305952KE Eastern King Bed**

80.00"w x 88.75"d x 49.75"h (4 slats)

**305952F Full Bed**

58.25"w x 83.75"d x 49.75"h (4 slats)

**305952T Twin Bed**

43.25"w x 83.75"d x 49.75"h (4 slats)

FEATURES

- UPHOLSTERY: BEIGE FABRIC
- LEG FINISH: BLACK
- BOX SPRING: REQUIRED
- TESTED STATIC WT: 600 LBS

B



## FAIRFIELD UPHOLSTERED BED

- Simply stated, great pop of color to brighten your room
- Grid tufted headboard
- Upholstered in orange fabric
- Constructed with Asian hardwood, and MDF
- Available in beige, orange, and dark grey

**B. 305953Q Queen Bed**

64.25"w x 88.75"d x 49.75"h (4 slats)

**305953KE Eastern King Bed**

80.00"w x 88.75"d x 49.75"h (4 slats)

**305953F Full Bed**

58.25"w x 83.75"d x 49.75"h (4 slats)

**305952T Twin Bed**

43.25"w x 83.75"d x 49.75"h (4 slats)

FEATURES

- UPHOLSTERY: DARK GREY FABRIC
- LEG FINISH: BLACK
- BOX SPRING: REQUIRED
- TESTED STATIC WT: 600 LBS



## FEATURES

- UPHOLSTERY: CHARCOAL FABRIC
- LEG FINISH: BLACK

- BOX SPRING: REQUIRED
- TESTED STATIC WT: 600 LBS



### MAPES UPHOLSTERED BED

- Upholstered bed in charcoal fabric
- Headboard with modern button tufting
- Plywood and MDF frame
- Requires box spring
- Available in charcoal, grey, and light grey fabric

**A. 305746Q Queen Bed**

64.25”w x 86.25”d x 49.50”h (4 slats)

**305746KE Eastern King Bed**

80.25”w x 86.25”d x 49.50”h (4 slats)

**305746F Full Bed**

58.00”w x 81.25”d x 49.50”h (4 slats)

**305746T Twin Bed**

43.00”w x 81.25”d x 49.50”h (4 slats)



## MAPES UPHOLSTERED BED

- Upholstered bed in grey fabric
- Headboard with modern button tufting
- Plywood and MDF frame
- Requires box spring
- Available in grey, light grey, and charcoal fabric

### A. 305747Q Queen Bed

64.25"w x 86.25"d x 49.50"h (4 slats)

### 305747KE Eastern King Bed

80.25"w x 86.25"d x 49.50"h (4 slats)

### 305747F Full Bed

58.00"w x 81.25"d x 49.50"h (4 slats)

### 305747T Twin Bed

43.00"w x 81.25"d x 49.50"h (4 slats)

#### FEATURES

- UPHOLSTERY: GREY FABRIC
- LEG FINISH: BLACK
- BOX SPRING: REQUIRED
- TESTED STATIC WT: 600 LBS



## MAPES UPHOLSTERED BED

- Upholstered bed in light grey fabric
- Headboard with modern button tufting
- Plywood and MDF frame
- Requires box spring
- Available in and light grey, grey, and charcoal fabric

### B. 305748Q Queen Bed

64.25"w x 86.25"d x 49.50"h (4 slats)

### 305748KE Eastern King Bed

80.25"w x 86.25"d x 49.50"h (4 slats)

### 305748F Full Bed

58.00"w x 81.25"d x 49.50"h (4 slats)

### 305748T Twin Bed

43.00"w x 81.25"d x 49.50"h (4 slats)

#### FEATURES

- UPHOLSTERY: LIGHT GREY FABRIC
- LEG FINISH: BLACK
- BOX SPRING: REQUIRED
- TESTED STATIC WT: 600 LBS



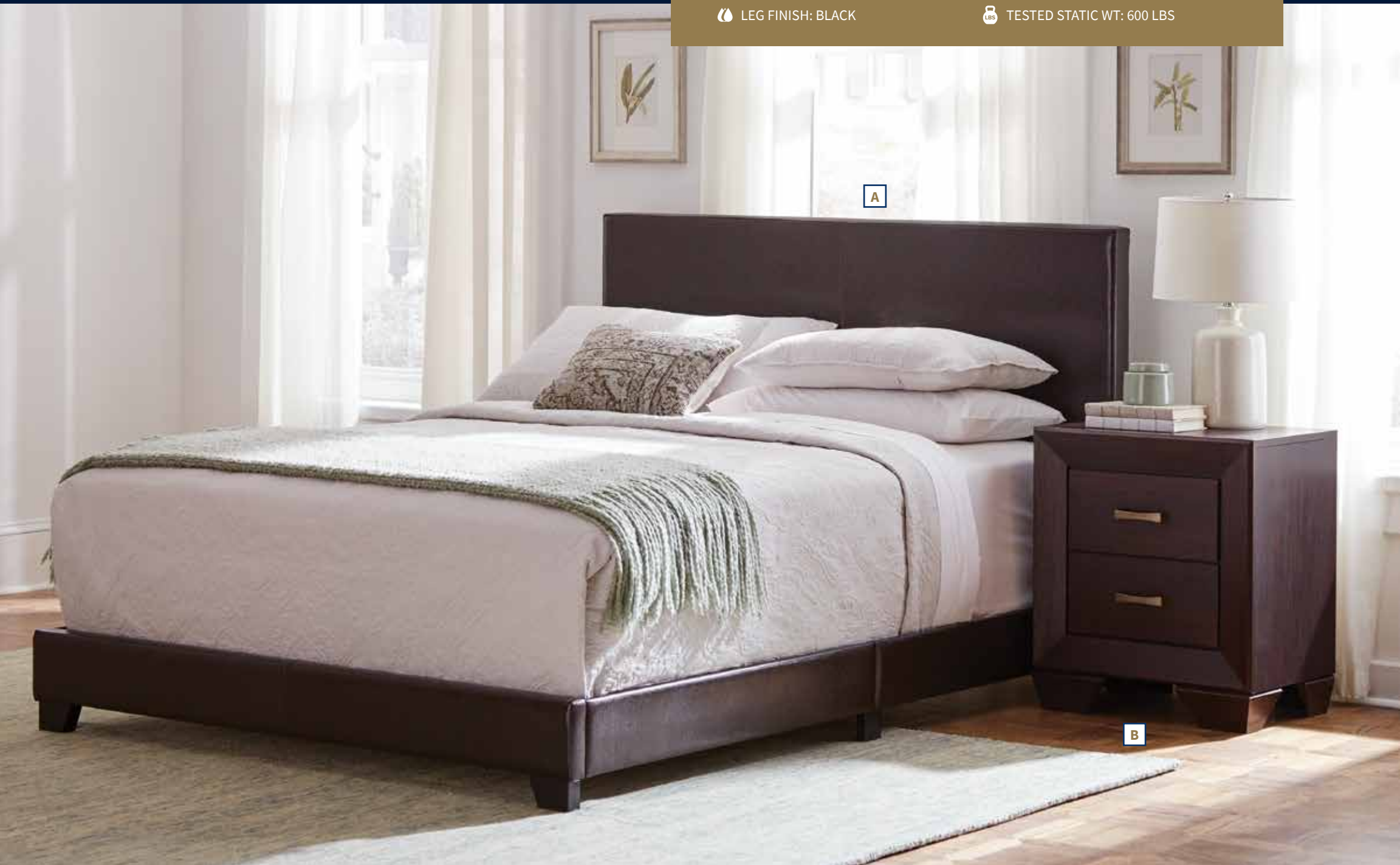
## FEATURES

UPHOLSTERY: BROWN LEATHERETTE

LEG FINISH: BLACK

BOX SPRING: REQUIRED

TESTED STATIC WT: 600 LBS



### DORIAN UPHOLSTERED BED

- Upholstered bed in brown leatherette
- Minimalism at its finest
- Plywood and MDF frame
- Requires box spring
- Available in brown, black, and grey leatherette

**A. 300762Q Queen Bed**

64.25”w x 86.25”d x 45.75”h (4 slats)

**300762KE Eastern King Bed**

80.00”w x 86.25”d x 45.75”h (4 slats)

**300762KW California King Bed**

76.50”w x 91.25”d x 45.75”h (4 slats)

**300762F Full Bed**

58.00”w x 81.25”d x 45.75”h (4 slats)

**300762T Twin Bed**

43.00”w x 81.25”d x 45.75”h (4 slats)

**B. 204392 Nightstand**

23.50”w x 16.50”d x 27.00”h



## DORIAN UPHOLSTERED BED

- Upholstered bed in black leatherette
- Minimalism at its finest
- Plywood and MDF frame
- Requires box spring
- Available in brown, black, and grey leatherette

### A. 300761Q Queen Bed

64.25"w x 86.25"d x 45.75"h (4 slats)

### 300761KE Eastern King Bed

80.00"w x 86.25"d x 45.75"h (4 slats)

### 300761KW California King Bed

76.50"w x 91.25"d x 45.75"h (4 slats)

### 300761F Full Bed

58.00"w x 81.25"d x 45.75"h (4 slats)

### 300761T Twin Bed

43.00"w x 81.25"d x 45.75"h (4 slats)

## FEATURES

- UPHOLSTERY: BLACK LEATHERETTE
- LEG FINISH: BLACK
- BOX SPRING: REQUIRED
- TESTED STATIC WT: 600 LBS



## DORIAN UPHOLSTERED BED

- Upholstered bed in grey leatherette
- Minimalism at its finest
- Plywood and MDF frame
- Requires box spring
- Available in grey, brown, and black leatherette

### B. 300763Q Queen Bed

64.25"w x 86.25"d x 45.75"h (4 slats)

### 300763KE Eastern King Bed

80.00"w x 86.25"d x 45.75"h (4 slats)

### 300763KW California King Bed

76.50"w x 91.25"d x 45.75"h (4 slats)

### 300763F Full Bed

58.00"w x 81.25"d x 45.75"h (4 slats)

### 300763T Twin Bed

43.00"w x 81.25"d x 45.75"h (4 slats)

## FEATURES

- UPHOLSTERY: GREY LEATHERETTE
- LEG FINISH: BLACK
- BOX SPRING: REQUIRED
- TESTED STATIC WT: 600 LBS



FEATURES

WOOD FINISH: CAPPUCCINO  
MATTRESS READY

TESTED STATIC WT: 600 LBS (300 LBS TWIN)



HOUNSLOW PLATFORM BED

- Universal platform bed in a cappuccino finish
- Clean lines in a simple transitional style
- Versatile for use as standalone bed or paired with any Coaster headboard
- Pine and Asian hardwood construction
- Slat kit included

**A. 300555Q Queen Universal Platform**  
63.75”w x 85.00”d x 14.25”h (13 slats)  
**300555KE Eastern King Universal Platform**  
79.75”w x 84.75”d x 14.25”h (13 slats)  
**300555KW California King Universal Platform**  
75.75”w x 89.00”d x 14.25”h (13 slats)  
**300555F Full Universal Platform**  
57.75”w x 79.75”d x 14.25”h (13 slats)  
**300555T Twin Universal Platform**  
42.75”w x 79.75”d x 14.25”h (13 slats)




FEATURES

- FINISH: AMBER
- LEG FINISH: HONEY

BED FRAME REQUIRED: 9601QK

BEDS | UPHOLSTERED HEADBOARDS



ALSO AVAILABLE AS  
COMPLETE BED

A



Matching bench available

B

- A. 300501QB1 Queen Headboard**  
67.00”w x 3.75”d x 55.00”h
- 300501KEB1 Eastern King Headboard**  
83.00”w x 3.75”d x 55.00”h
- 300501KWB1 California King Headboard**  
78.75”w x 3.75”d x 55.00”h
- B. 500215 Trunk**  
41.25”w x 18.25”d x 18.50”h

LAUGHTON HEADBOARD

- Hand-woven banana leaf upholstered headboard in amber finish
- Mahogany and plywood frame
- Solid mahogany legs in honey finish
- Matching storage bench available
- Requires bed frame
- Also available as a complete bed



FEATURES

- UPHOLSTERY: NAVY BLUE FABRIC
- LEG FINISH: CAPPUCCINO

- NAILHEAD FINISH: BRONZE
- BED FRAME REQUIRED: 9601QK OR 9601TF




GRESHAM UPHOLSTERED BED

- Chesterfield style upholstered headboard in navy blue fabric
- Scrolled headboard with button tufting
- Individually driven bronze nailhead trim
- Solid birch legs in a cappuccino finish
- Pine and plywood frame
- Requires bed frame
- Available in navy blue, beige, and grey fabric
- Also available as a complete bed

- A. 300653QB1 Queen Headboard**  
66.00”w x 10.50”d x 56.00”h
- 300653KEB1 Eastern King Headboard**  
82.00”w x 10.50”d x 56.00”h
- 300653KWB1 California King Headboard**  
82.00”w x 10.50”d x 56.00”h
- 300653FB1 Full Headboard**  
60.00”w x 10.50”d x 56.00”h



ALSO AVAILABLE AS  
COMPLETE BED



DEVON UPHOLSTERED HEADBOARD

- Chesterfield style upholstered headboard in beige fabric
- Scrolled headboard with button tufting
- Individually driven bronze nailhead trim
- Solid birch legs in a cappuccino finish
- Pine and plywood frame
- Requires bed frame
- Available in beige, grey, and navy blue fabric
- Also available as a complete bed

**A. 300525QB1 Queen Headboard**  
66.00”w x 10.50”d x 56.00”h  
**300525KEB1 Eastern King Headboard**  
82.00”w x 10.50”d x 56.00”h  
**300525KWB1 California King Headboard**  
82.00”w x 10.50”d x 56.00”h  
**300525FB1 Full Headboard**  
60.00”w x 10.50”d x 56.00”h

FEATURES

- UPHOLSTERY: BEIGE FABRIC
- LEG FINISH: CAPPUCCINO
- NAILHEAD FINISH: BRONZE
- BED FRAME REQUIRED: 9601QK OR 9601TF



DEVON UPHOLSTERED HEADBOARD

- Chesterfield style upholstered headboard in grey fabric
- Scrolled headboard with button tufting
- Individually driven bronze nailhead trim
- Solid birch legs in a cappuccino finish
- Pine and plywood frame
- Requires bed frame
- Available in grey, navy blue, and beige fabric
- Also available as a complete bed

**B. 300527QB1 Queen Headboard**  
66.00”w x 10.50”d x 56.00”h  
**300527KEB1 Eastern King Headboard**  
82.00”w x 10.50”d x 56.00”h  
**300527KWB1 California King Headboard**  
82.00”w x 10.50”d x 56.00”h  
**300527FB1 Full Headboard**  
60.00”w x 10.50”d x 56.00”h

FEATURES

- UPHOLSTERY: GREY FABRIC
- LEG FINISH: CAPPUCCINO
- NAILHEAD FINISH: BRONZE
- BED FRAME REQUIRED: 9601QK OR 9601TF



FEATURES

- UPHOLSTERY: GREY FABRIC
- LEG FINISH: BLACK

- NAILHEAD FINISH: BRONZE
- BOX SPRING: REQUIRED
- TESTED STATIC WT: 1,000 LBS

A



BANCROFT UPHOLSTERED HEADBOARD

- Eye-catching demi-wing bed is upholstered in grey or beige woven fabric
- Button tufted headboard with grand presence
- Individually applied bronze nailhead trim traces demi-wings
- Solid birch legs are finished in handsome black
- Also available as headboard-only design
- Frame is constructed with pine and plywood
- Box spring required

- A. 301405QB1 Queen Headboard**  
69.75" w x 10.00" d x 60.00" h (4 slats)
- 301405KEB1 Eastern King Headboard**  
85.75" w x 10.00" d x 60.00" h (5 slats)
- 301405KWB1 California King Headboard**  
81.75" w x 10.00" d x 60.00" h (5 slats)
- 301405FB1 Full Headboard**  
63.75" w x 10.00" d x 60.00" h (4 slats)

Also available  
as a headboard  
only!

ALSO AVAILABLE AS  
COMPLETE BED





## FEATURES

UPHOLSTERY: BEIGE FABRIC

LEG FINISH: BLACK

NAILHEAD FINISH: BRONZE

BOX SPRING: REQUIRED

TESTED STATIC WT: 1,000 LBS

## BEDS | UPHOLSTERED HEADBOARDS



Also available  
as a headboard  
only!



ALSO AVAILABLE AS  
COMPLETE BED

### A. 301405QB1 Queen Headboard

69.75"w x 10.00"d x 60.00"h (4 slats)

### 301406KEB1 Eastern King Headboard

85.75"w x 10.00"d x 60.00"h (5 slats)

### 301406KWB1 California King Headboard

81.75"w x 10.00"d x 60.00"h (5 slats)

### 301406FB1 Full Headboard

63.75"w x 10.00"d x 60.00"h (4 slats)

## BANCROFT UPHOLSTERED HEADBOARD

- Eye-catching demi-wing bed is upholstered in grey or beige woven fabric
- Button tufted headboard with grand presence
- Individually applied bronze nailhead trim traces demi-wings
- Solid birch legs are finished in handsome black
- Also available as headboard-only design
- Frame is constructed with pine and plywood
- Box spring required



CAMILLE UPHOLSTERED HEADBOARD

- Extra-tall 72”H button tufted headboard in cream fabric
- Solid birch legs in a finish
- Pine and plywood frame
- Requires bed frame
- Matching storage bench available
- Available in cream and grey fabric

- A. 300722QB1 Queen Headboard**  
64.50”w x 9.50”d x 72.00”h  
**300722KEB1 Eastern King Headboard**  
80.50”w x 9.50”d x 72.00”h  
**300722KWB1 California King Headboard**  
76.50”w x 9.50”d x 72.00”h  
**B. 300821 Storage Bench**  
48.00”w x 18.00”d x 18.00”h

FEATURES

- UPHOLSTERY: CREAM FABRIC
- LEG FINISH: CAPPUCCINO
- BED FRAME REQUIRED: 9601QK



ALSO AVAILABLE AS  
COMPLETE BED

Image displayed as eastern king bed

CAMILLE UPHOLSTERED HEADBOARD

- Extra-tall 72”H button tufted headboard in grey fabric
- Solid birch legs in a cappuccino finish
- Pine and plywood frame
- Requires bed frame
- Matching storage bench available
- Available in grey and cream fabric

- C. 300621QB1 Queen Headboard**  
64.50”w x 9.50”d x 72.00”h  
**300621KEB1 Eastern King Headboard**  
80.50”w x 9.50”d x 72.00”h  
**300621KWB1 California King Headboard**  
76.50”w x 9.50”d x 72.00”h  
**D. 300822 Storage Bench**  
48.00”w x 18.00”d x 18.00”h

FEATURES


- UPHOLSTERY: GREY FABRIC
- LEG FINISH: CAPPUCCINO
- BED FRAME REQUIRED: 9601QK



ALSO AVAILABLE AS  
COMPLETE BED

Image displayed as queen bed





CHLOE UPHOLSTERED HEADBOARD

- Button tufted upholstered headboard in oatmeal fabric
- Solid rubberwood legs in an espresso finish
- Pine and plywood frame
- Requires bed frame
- Also available as a complete bed
- Available in oatmeal and charcoal fabric

**A. 300007QB1 Queen Headboard**  
64.00”w x 6.50”d x 53.00”h  
**300007KEB1 Eastern King Headboard**  
80.50”w x 6.50”d x 53.00”h  
**300007KWB1 California King Headboard**  
76.50”w x 6.50”d x 53.00”h  
**300007FB1 Full Headboard**  
58.00”w x 6.50”d x 53.00”h

FEATURES

- UPHOLSTERY: OATMEAL FABRIC
- LEG FINISH: ESPRESSO
- BED FRAME REQUIRED: 9601QK OR 9601TF



CHLOE UPHOLSTERED HEADBOARD

- Button tufted upholstered headboard in charcoal fabric
- Solid rubberwood legs in an espresso finish
- Pine and plywood frame
- Requires bed frame
- Also available as a complete bed
- Available in charcoal and oatmeal fabric

**B. 300529QB1 Queen Headboard**  
64.00”w x 6.50”d x 53.00”h  
**300529KEB1 Eastern King Headboard**  
80.50”w x 6.50”d x 53.00”h  
**300529KWB1 California King Headboard**  
76.50”w x 6.50”d x 53.00”h  
**300529FB1 Full Headboard**  
58.00”w x 6.50”d x 53.00”h

FEATURES


- UPHOLSTERY: CHARCOAL FABRIC
- LEG FINISH: ESPRESSO
- BED FRAME REQUIRED: 9601QK OR 9601TF



FEATURES

- UPHOLSTERY: GREY FABRIC
- LEG FINISH: CHROME

BED FRAME REQUIRED: 9601QK OR 9601TF



GOLETA UPHOLSTERED HEADBOARD

- Demi-wing headboard upholstered in grey fabric
- Tufted headboard with flanged edge
- Chrome finish steel legs
- Pine and plywood frame
- Requires bed frame
- Also available as a complete bed

- A. 300677QB1 Queen Headboard**  
73.50”w x 10.50”d x 48.00”h
- 300677KEB1 Eastern King Headboard**  
89.50”w x 10.50”d x 48.00”h
- 300677KWB1 California King Headboard**  
85.50”w x 10.50”d x 48.00”h
- 300677FB1 Full Headboard**  
67.50”w x 10.50”d x 48.00”h



ALSO AVAILABLE AS  
COMPLETE BED



A

## OJAI UPHOLSTERED HEADBOARD

- Button tufted upholstered headboard in charcoal fabric
- Double row individually driven chrome nailhead trim
- Asian hardwood and plywood frame
- Requires bed frame
- Available in charcoal and beige fabric

**A. 300443QF Queen/Full Headboard**

63.00"w x 3.50"d x 53.00"h

**300443K Eastern King/Cal King Headboard**

79.00"w x 3.50"d x 53.00"h

## FEATURES

- UPHOLSTERY: CHARCOAL FABRIC
- NAILHEAD FINISH: CHROME
- BED FRAME REQUIRED: 9601QK OR 9601TF



B

## OJAI UPHOLSTERED HEADBOARD

- Button tufted upholstered headboard in beige fabric
- Double row individually driven antique brass nailhead trim
- Asian hardwood and plywood frame
- Requires bed frame
- Available in beige and charcoal fabric

**B. 300442QF Queen/Full Headboard**

63.00"w x 3.50"d x 53.00"h

**300442K Eastern King/Cal King Headboard**

79.00"w x 3.50"d x 53.00"h

## FEATURES

- UPHOLSTERY: BEIGE FABRIC
- NAILHEAD FINISH: ANTIQUE BRASS
- BED FRAME REQUIRED: 9601QK OR 9601TF



## MURRIETA UPHOLSTERED HEADBOARD

- Upholstered headboard in charcoal fabric
- Curvaceous demi-wings give a soft traditional feel
- Button tufted headboard provides rich detail
- Asian hardwood and plywood frame
- Requires bed frame
- Available in charcoal and beige fabric

**A. 300445QF Queen/Full Headboard**

64.50”w x 8.50”d x 53.00”h

**300445K Eastern King/Cal King Headboard**

80.50”w x 8.50”d x 53.00”h

FEATURES



UPHOLSTERY: CHARCOAL FABRIC



BED FRAME REQUIRED: 9601QK OR 9601TF



## MURRIETA UPHOLSTERED HEADBOARD

- Upholstered headboard in beige fabric
- Curvaceous demi-wings give a soft traditional feel
- Button tufted headboard provides rich detail
- Asian hardwood and plywood frame
- Requires bed frame
- Available in beige and charcoal fabric

**B. 300444QF Queen/Full Headboard**

64.50”w x 8.50”d x 53.00”h

**300444K Eastern King/Cal King Headboard**

80.50”w x 8.50”d x 53.00”h

FEATURES



UPHOLSTERY: BEIGE FABRIC



BED FRAME REQUIRED: 9601QK OR 9601TF





## ANDENNE UPHOLSTERED HEADBOARD

- Contemporary upholstered headboard in black leatherette
- Crystal button tufted details heightens the style
- Crystal studded border adds a measure of glamour to this headboard
- Asian hardwood and plywood frame
- Requires bed frame
- Available in black and white leatherette

### A. 300544QF Queen/Full Headboard

64.00"w x 4.00"d x 54.00"h

### 300544K Eastern King/Cal King Headboard

80.00"w x 4.00"d x 54.00"h

#### FEATURES

- UPHOLSTERY: BLACK LEATHERETTE
- BED FRAME REQUIRED: 9601QK OR 9601TF



## ANDENNE UPHOLSTERED HEADBOARD

- Contemporary upholstered headboard in white leatherette
- Crystal button tufted details heightens the style
- Crystal studded border adds a measure of glamour to this headboard
- Asian hardwood and plywood frame
- Requires bed frame
- Available in white and black leatherette

### B. 300545QF Queen/Full Headboard

64.00"w x 4.00"d x 54.00"h

### 300545K Eastern King/Cal King Headboard

80.00"w x 4.00"d x 54.00"h

#### FEATURES

- UPHOLSTERY: WHITE LEATHERETTE
- BED FRAME REQUIRED: 9601QK OR 9601TF



## RUTHERFORD UPHOLSTERED HEADBOARD

- Transitional upholstered headboard available in grey and mushroom fabric
- Understated lines of headboard give a timeless feel
- Button-tufted detail adds visual interest
- Asian hardwood and plywood frame
- Requires bed frame

**A. 301023QF Queen/Full Headboard**

64.00”w x 4.00”d x 54.50”h


**B. 301020QF Queen/Full Headboard**

64.00”w x 4.00”d x 54.50”h



FEATURES

- UPHOLSTERY: GREY FABRIC
- BED FRAME REQUIRED: 9601QK OR 9601TF



FEATURES

- UPHOLSTERY: MUSHROOM FABRIC
- BED FRAME REQUIRED: 9601QK OR 9601TF




FEATURES

-  METAL FINISH: CHROME
-  BOX SPRING: REQUIRED
-  UPHOLSTERY: IVORY FABRIC
-  TESTED STATIC WT: 600 LBS



- A. 301121Q Queen Bed**  
64.50”w x 86.00”d x 83.00”h (4 slats)
- 301121KE Eastern King Bed**  
80.50”w x 86.00”d x 83.00”h (5 slats)
- 301121KW California King Bed**  
76.75”w x 90.00”d x 83.00”h (5 slats)
- 301121F Full Bed**  
57.50”w x 82.00”d x 83.00”h (4 slats)

PRODUCT HIGHLIGHTS

-  **PRODUCT MATERIALS:** Heavy gauge steel tubing
-  **FABRIC HEADBOARD:** Elegant and comfortable upholstery
-  **BED SIZES:** Available in multiple bed sizes

CLAIRE CANOPY BED

- Stylish and classy, this bed showcases an eye-catching canopy in a lustrous chrome electroplated finish
- Details on rails adds to clean-lined silhouette and invokes upscale elegance
- Padded headboard upholstered in ivory fabric will have you watching TV or reading a book like royalty
- Constructed with heavy gauge steel tubing
- Requires box spring



FEATURES

METAL FINISH: CHROME

UPHOLSTERY: LIGHT GREY FABRIC

BOX SPRING: REQUIRED

TESTED STATIC WT: 600 LBS

A



SELMA METAL BED

- Create a truly elegant aesthetic with this glamorous bed exquisitely electroplated in chrome
- Classy angular frame accentuates the reflective nature of chrome only a high-end bedroom could convey
- Headboard and footboard panels padded for comfort and upholstered in light grey fabric sets a stylish tone for your ensemble
- Constructed with heavy gauge steel tubing
- Requires box spring

- A. 301133Q Queen Bed**  
65.50”w x 85.50”d x 58.00/34.00”h (4 slats)
- 301133KE Eastern King Bed**  
81.25”w x 85.50”d x 58.00/34.00”h (5 slats)
- 301133KW California King Bed**  
77.75”w x 89.50”d x 58.00/34.00”h (5 slats)
- 301133F Full Bed**  
58.50”w x 81.50”d x 58.00/34.00”h (4 slats)

PRODUCT HIGHLIGHTS

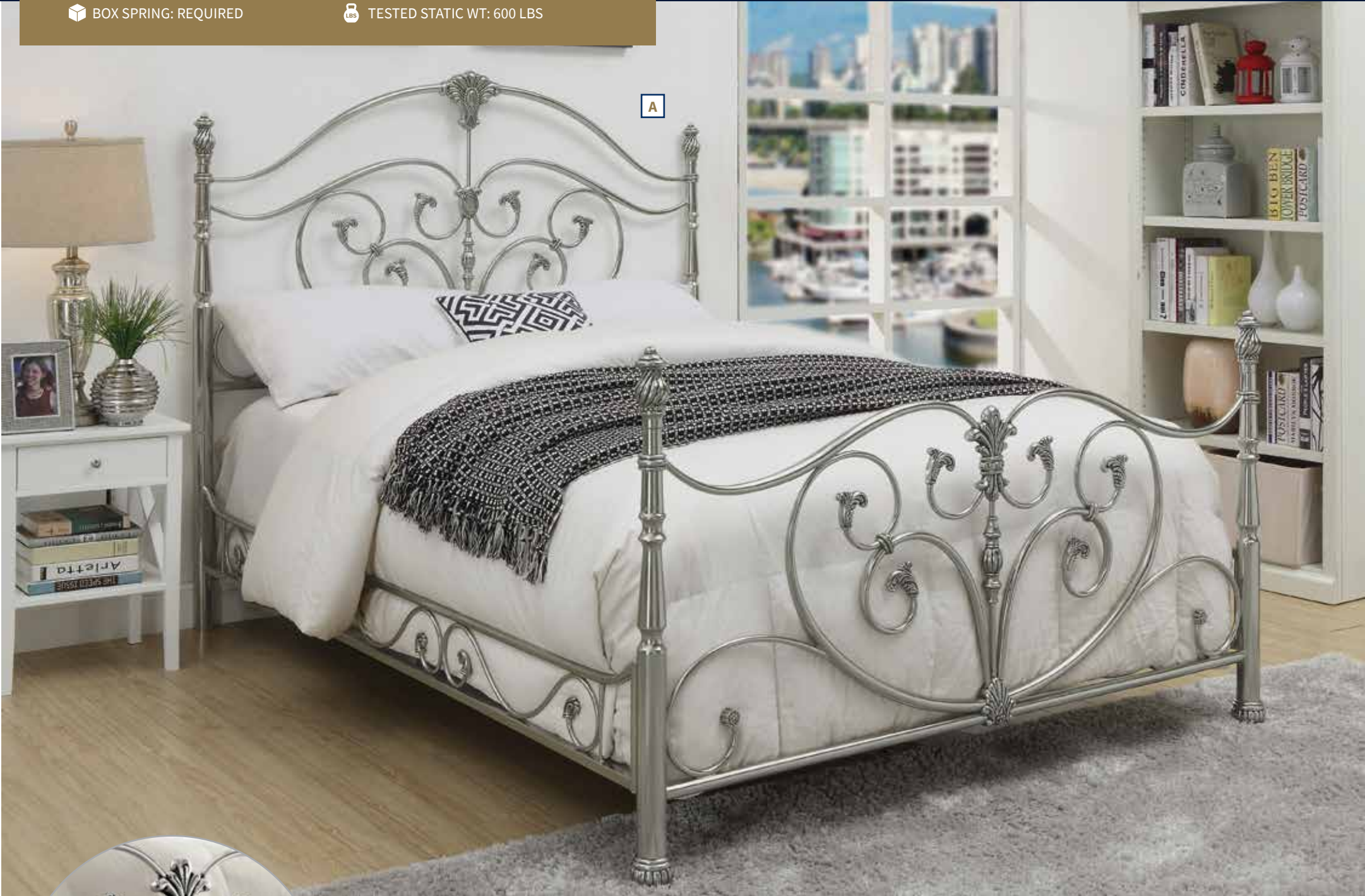
- PRODUCT MATERIALS:  
Heavy gauge steel tubing
- FABRIC HEADBOARD: Elegant and comfortable upholstery
- BED SIZES:  
Available in multiple bed sizes



FEATURES

- METAL FINISH: CHROME
- BOX SPRING: REQUIRED

TESTED STATIC WT: 600 LBS



- A. 300608Q Queen Bed**  
65.00”w x 87.00”d x 60.00”h (4 slats)
- 300608KE Eastern King Bed**  
81.00”w x 87.00”d x 60.00”h (5 slats)

PRODUCT HIGHLIGHTS

- PRODUCT MATERIALS:  
Heavy gauge steel tubing
- BED SIZES:  
Available in two bed sizes

EVITA METAL BED

- The epitome of upscale living, this beautiful bed takes a classic design and refines it for the modern age
- With an exquisitely electroplated chrome finish, this will surely be the centerpiece of any contemporary design
- Meticulously designed scrollwork with solid casted acanthus and fleur-de-lis motifs imbue the piece with an elegant sense of drama
- Constructed with heavy gauge steel tubing
- Requires box spring



## FEATURES

METAL FINISH: ANTIQUE CHAMPAGNE

BOX SPRING: REQUIRED

TESTED STATIC WT: 600 LBS






### MICAH METAL BED

- Invoke a vintage elegance into your bedroom with this gorgeous bed in an antique champagne finish
- High quality powder coated finish with hand-brushed details to create an bold industrial statement
- Scrupulously detailed framework and solid casted ornamentation throughout is as graceful as it is grand
- Constructed with heavy gauge steel tubing
- Requires box spring

**A. 300727Q Queen Bed**  
64.50" w x 88.50" d x 54.00" h (4 slats)  
**300727KE Eastern King Bed**  
80.50" w x 88.50" d x 54.00" h (5 slats)

### PRODUCT HIGHLIGHTS

-  **PRODUCT MATERIALS:**  
Heavy gauge steel tubing
-  **HAND BRUSHED COLOR:**  
Creates a natural industrial look & feel
-  **BED SIZES:**  
Available in two bed sizes





## FEATURES

 METAL FINISH: DARK BRONZE

 BOX SPRING: REQUIRED


 TESTED STATIC WT: 600 LBS

BEDS | METAL BEDS



### PRODUCT HIGHLIGHTS

 PRODUCT MATERIALS:  
Heavy gauge steel tubing

 BED SIZES:  
Available in multiple bed sizes

#### A. 300407Q Queen Bed

64.50" w x 85.75" d x 55.25" / 36.00" h (4 slats)

#### 300407KE Eastern King Bed

81.50" w x 86.00" d x 55.25" / 36.00" h (4 slats)

#### 300407F Full Bed

59.50" w x 81.00" d x 55.25" / 36.00" h (4 slats)

#### B. 300407T Twin Bed

43.50" w x 81.00" d x 55.25" / 36.00" h (4 slats)

### ROWAN METAL BED

- Create a bold centerpiece in your bedroom with this metal bed in dark bronze powder coated finish
- Chic design and modernized farmhouse vibe with cross-generational appeal
- Double arched top profile and casted ornamental details echoes the classic aesthetic
- Constructed with heavy gauge steel tubing
- Requires box spring



FEATURES

METAL FINISH: MATTE BLACK

BOX SPRING: REQUIRED

TESTED STATIC WT: 600 LBS



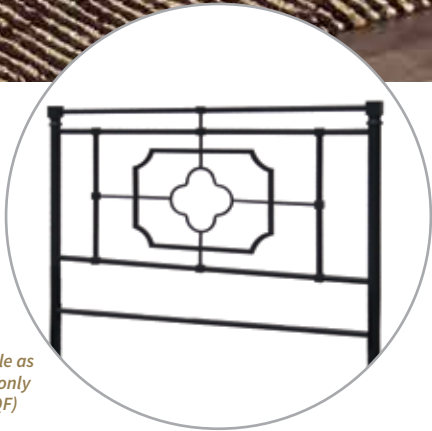
PASKAY METAL BED

- Combining vintage appeal and romantic style, this bold metal bed creates a chic Parisian look with a modernized twist
- Classy matte black powder coated finish with hand-brushed antiqued details
- Sophisticated French-inspired design with artisanal quatrefoil elements
- Constructed with heavy gauge steel tubing
- Box spring required

**A. 305766Q Queen Bed**  
63.75" w x 85.50" d x 54.25" h (4 slats)  
**305766KE Eastern King Bed**  
79.75" w x 85.50" d x 54.25" h (4 slats)

PRODUCT HIGHLIGHTS

- PRODUCT MATERIALS:  
Heavy gauge steel tubing
- HAND BRUSHED COLOR:  
Creates a natural industrial look & feel
- BED SIZES:  
Available in two bed sizes



Also available as  
headboard only  
(#305765QF)




FEATURES

METAL FINISH: DARK BRONZE

BOX SPRING: REQUIRED  
TESTED STATIC WT: 600 LBS

BEDS | METAL BEDS



Also available as  
headboard only  
(#305966QF)

PRODUCT HIGHLIGHTS

- PRODUCT MATERIALS:  
Heavy gauge steel tubing
- BED SIZES:  
Available in two bed sizes

**A. 305967Q Queen Bed**  
63.75”w x 85.50”d x 54.25”h (4 slats)  
**305967KE Eastern King Bed**  
79.75”w x 85.50”d x 54.25”h (4 slats)

PARLEYS METAL BED

- Add a majestic touch to your bedroom ensemble with this elegant metal bed in a dark bronze powder coated finish
- Meticulously designed with delicately intertwined scrollwork paralleled in the headboard and footboard create a graceful focal point
- Constructed with heavy gauge steel tubing
- Box spring required



## FEATURES

METAL FINISH: DARK BRONZE

UPHOLSTERY: BROWN MICROSUEDE

BOX SPRING: REQUIRED

TESTED STATIC WT: 600 LBS



### LIVINGSTON COLLECTION

- Refresh and enliven your bedroom with the timeless silhouette of this classic farmhouse collection with refined dark bronze powder coated finish
- Elegant chic metal bed with sophisticated ornamentations, perfect for any age with all bed sizes available
- Convenient nightstand with slatted shelf and clear tempered glass top
- Bench with brown microsuede fabric upholstered cushion for added seating
- Complete vanity set with mirror, clear tempered glass top/shelf, and matching stool with cushioned seat
- Constructed with heavy gauge steel tubing
- Requires box spring

#### A. 300399Q Queen Bed

64.50" w x 87.25" d x 51.50" / 36.50" h (4 slats)

#### 300399KE Eastern King Bed

80.50" w x 87.25" d x 51.50" / 36.50" h (4 slats)

#### 300399KW California King Bed

76.50" w x 91.25" d x 51.50" / 36.50" h (4 slats)

#### 300399F Full Bed

58.50" w x 82.25" d x 51.50" / 36.50" h (4 slats)

#### 300399T Twin Bed

43.50" w x 82.25" d x 51.50" / 36.50" h (4 slats)

#### B. 301392 Nightstand

19.75" w x 17.75" d x 28.50" h

#### C. 301396 Bench

39.25" w x 15.50" d x 18.00" h

#### D. 301397 Vanity + Stool

Vanity 35.25" w x 19.00" d x 59.25" h

Stool 17.75" w x 15.50" d x 18.00" h

### PRODUCT HIGHLIGHTS



PRODUCT MATERIALS:  
Heavy gauge steel tubing



BED SIZES:  
Available in all bed sizes



MATCHING CASES: Complete  
the set with matching pieces



Also available as  
daybed #300398




FEATURES

METAL FINISH: MATTE BLACK

BOX SPRING: REQUIRED  
TESTED STATIC WT: 600 LBS

BEDS | METAL BEDS



A



Also available as  
headboard only  
(#305945QF)

PRODUCT HIGHLIGHTS

- PRODUCT MATERIALS:  
Heavy gauge steel tubing
- BED SIZES:  
Available in two bed sizes

**A. 305946Q Queen Bed**  
63.75" w x 84.75" d x 52.00" h (4 slats)  
**305946KE Eastern King Bed**  
80.50" w x 87.25" d x 51.50" h (4 slats)

PACKLAN METAL BED

- Update your bedroom with this vintage style metal bed that will lend carefree elegance to your sleep space
- Simple yet bold matte black powder coated finish made to last
- Modern French-inspired quatrefoil motif with eye-catching ornamentations
- Constructed with heavy gauge steel tubing
- Box spring required



FEATURES

 METAL FINISH: SILVER

 MATTRESS READY

 TESTED STATIC WT: 600 LBS




COOPER METAL BED

- Bring contemporary style to your bedroom or guestroom decor with this modern metal bed
- Showcasing curved headboard and footboard design with horizontal slats in an impeccable silver powder coated finish
- Constructed with heavy gauge steel tubing
- Mattress-ready steel foundation included

**A. 300201Q Queen Bed**  
63.00”w x 88.00”d x 38.25”/22.50”h  
(4 PC Metal Foundation)  
**300201F Full Bed**  
57.00”w x 81.00”d x 38.25”/22.50”h  
(4 PC Metal Foundation)  
**B. 300201T Twin Bed**  
42.00”w x 81.00”d x 38.25”/22.50”h  
(4 PC Metal Foundation)

PRODUCT HIGHLIGHTS

 PRODUCT MATERIALS:  
Heavy gauge steel tubing

 BED SIZES:  
Available in three bed sizes



FEATURES

METAL FINISH: BLACK

BOX SPRING: REQUIRED  
TESTED STATIC WT: 600 LBS



PRODUCT HIGHLIGHTS

PRODUCT MATERIALS:  
Heavy gauge steel tubing

BED SIZES:  
Available in three bed sizes

- A. 302080Q Queen Bed**  
61.75" w x 82.00" d x 45.50" h (3 slats)
- 302080F Full Bed**  
55.75" w x 76.50" d x 45.50" h (3 slats)
- B. 302080T Twin Bed**  
40.75" w x 76.50" d x 45.50" h (3 slats)

PENNY METAL BED

- Bring about a luxurious and classy touch to your bedroom with this excellently designed metal bed
- Creative geometric design accentuated by a sophisticated black powder coated finish
- Constructed with heavy gauge steel tubing
- Box spring required



## SYDNEY METAL BED

- Add a traditional luxurious look to your bedroom's design with this glamorous headboard and footboard
- Masterfully cultured antique gold powder coated finish with hand-brushed details will instantly add vibrancy to your room
- Boasts a powerful eight-post design with finely crafted floral motifs and acorn finials
- Complete the set with matching nightstand featuring slatted shelf and clear tempered glass top
- Constructed with heavy gauge steel tubing
- Bed frame required

### A. 300171Q Queen Bed

77.00"w x 88.00"d x 52.50"/37.50"h

### 300171KE Eastern King Bed

76.00"w x 88.00"d x 52.50"/37.50"h

### 300171KW California King Bed

72.00"w x 92.00"d x 52.50"/34.00"h


### B. 300172 Nightstand

20.00"w x 20.00"d x 32.00"h



FEATURES

 METAL FINISH: ANTIQUE BRUSHED GOLD

 BED FRAME REQUIRED:  
9602QK OR 9602TF

## LONDON METAL BED

- Brimming with stylistic refinement, this artisanal traditional style metal bed is a regal addition to any bedroom
- Meticulous dark bronze powder coated finish with hand-brushed details that lend to its authentic old-world charm
- Elegant metal scrollwork balanced gracefully with casted floral motifs
- Constructed with heavy gauge steel tubing
- Bed frame required

### C. 300258Q Queen Bed

61.25"w x 86.00"d x 55.25"/38.25"h


### 300258KE Eastern King Bed

77.00"w x 86.00"d x 55.25"/38.25"h



## PRODUCT HIGHLIGHTS


 PRODUCT MATERIALS: Heavy gauge steel tubing

 HAND BRUSHED COLOR: Creates a natural authentic look & feel

 BED SIZES: Available in multiple bed sizes

FEATURES

 METAL FINISH: DARK BRONZE

 BED FRAME REQUIRED:  
9602TF, 9602QK OR 9602KW





FEATURES

- METAL FINISH: WHITE
- BED FRAME REQUIRED: 9601QK OR 9601TF

A

- Bring whimsical design elements into your bedroom with this beautiful metal headboard
- Intricate scrollwork with floral motifs in off white powder coated finish
- Constructed with heavy gauge steel tubing
- Bed frame required

**A. 300185QF Queen/Full Headboard**  
61.50" w x 3.00" d x 50.50" h




FEATURES

- METAL FINISH: BLACK/BRONZE
- BED FRAME REQUIRED: 9601QK OR 9601TF

B

- Update your bedroom with this classic yet modern metal headboard with floral motifs
- Black powder coated finish accented with bronze ornamentalations and finials
- Constructed with heavy gauge steel tubing
- Bed frame required

**B. 300182QF Queen/Full Headboard**  
60.75" w x 2.50" d x 48.00" h




FEATURES

- METAL FINISH: BROWN
- BED FRAME REQUIRED: 9601QK OR 9601TF

C

- Create a vintage look with this excellently designed metal headboard
- Meticulously crafted scrollwork in a brown powder coated finish
- Constructed with heavy gauge steel tubing
- Bed frame required

**C. 300186QF Queen/Full Headboard**  
63.00" w x 2.25" d x 54.25" h



FEATURES


- METAL FINISH: DARK GREY
- BED FRAME REQUIRED: 9601QK OR 9601TF

D

- Revisit a classic, elegant look with this metal headboard with vintage stylings
- Masterfully crafted scrollwork with graceful curves in a dark grey powder coated finish
- Constructed with heavy gauge steel tubing
- Bed frame required

**D. 300197Q Queen/Full Headboard**  
60.00" w x 2.25" d x 53.50" h





- Combining vintage appeal and romantic style, this bold metal headboard creates a chic Parisian look with a modernized twist
- Classy matte black powder coated finish with hand-brushed antiqued details
- Sophisticated French-inspired design with artisanal quatrefoil elements
- Constructed with heavy gauge steel tubing
- Bed frame required
- Also available as complete bed (#305766~)

**A. 305765QF Queen/Full Headboard**  
61.50"w x 3.00"d x 47.00"h



- Add a majestic touch to your bedroom ensemble with this elegant metal headboard in a dark bronze powder coated finish
- Meticulously designed with delicately intertwined scrollwork create a graceful focal point
- Constructed with heavy gauge steel tubing
- Bed frame required
- Also available as complete bed (#305967~)

**A. 305966QF Queen/Full Headboard**  
60.00"w x 1.50"d x 48.25"h

FEATURES

- 🔩 METAL FINISH: DARK BRONZE
- 🛏️ BED FRAME REQUIRED:  
9602QK OR 9602TF




- Update your bedroom with this vintage style metal headboard that will lend carefree elegance to your sleep space
- Simple yet bold matte black powder coated finish made to last
- Modern French-inspired quatrefoil motif with eye-catching ornamentations
- Constructed with heavy gauge steel tubing
- Bed frame required
- Also available as complete bed (#305946~)

**B. 305945QF Queen/Full Headboard**  
61.25"w x 2.75"d x 45.00"h

FEATURES

- 🔩 METAL FINISH: MATTE BLACK
- 🛏️ BED FRAME REQUIRED:  
9602QK OR 9602TF





FEATURES

- METAL FINISH: RUSTIC BRONZE
- BED FRAME REQUIRED: 9601QK OR 9601TF



FEATURES

- METAL FINISH: WHITE
- BED FRAME REQUIRED: 9601QK OR 9601TF

- Refresh your bedroom or guestroom with this vintage style metal headboard
- Command attention with stunning rustic bronze powder coated finish
- Constructed with heavy gauge steel tubing
- Bed frame required

**A. 300187QF Queen/Full Headboard**  
60.00”w x 2.25”d x 48.75”h


- Instantly upgrade your bedroom or guestroom with this metal headboard
- Simple yet elegantly airy design in white powder coated finish
- Constructed with heavy gauge steel tubing
- Bed frame required

**B. 300183QF Queen/Full Headboard**  
60.50”w x 2.00”d x 48.00”h



FEATURES

- METAL FINISH: BLACK
- BED FRAME REQUIRED: 9601QK OR 9601TF



FEATURES

- METAL FINISH: BLACK
- BED FRAME REQUIRED: 9601QK OR 9601TF

- Refresh and enliven your bedroom with this modern metal headboard
- Arched profile with beautifully interwoven metalwork in black powder coated finish
- Constructed with heavy gauge steel tubing
- Bed frame required

**C. 300184QF Queen/Full Headboard**  
61.00”w x 2.00”d x 40.50”h

- Add a modern take on a classic style with this metal headboard
- Airy double arch design with striking ornamentations in black powder coated finish
- Constructed with heavy gauge steel tubing
- Bed frame required

**D. 300190QF Queen/Full Headboard**  
60.00”w x 1.75”d x 47.00”h



## FELTON DAYBED

- Perfect for kids, teens, and adults alike, this functional twin size daybed adds versatility and comfort into your home
- Meticulously detailed wood frame in a rich amber finish easily complements any decor
- Panels with generous foam padding and upholstered in a lavished oatmeal colored fabric
- Impeccably individually hand-driven nickel electroplated nailhead trim
- Complete with an underbed trundle perfect for overnight guests
- Frame constructed with solid pine wood
- Slat kits included

**A. 300575 Twin Daybed w/ Trundle**  
80.50"w x 42.25"d x 41.00"h (13/13 slats)

### FEATURES

- UPHOLSTERY: OATMEAL FABRIC
- WOOD FINISH: RICH AMBER
- NAILHEAD FINISH: NICKEL
- MATTRESS READY
- TESTED STATIC WT: 400/400 LBS TOP/BOTTOM



## DOBSON DAYBED

- Ideal for everyday bedrooms or guestrooms, this twin size daybed boasts timeless cottage style and supportive comfort
- Flawlessly executed crisp white finish will instantly brighten up any setting
- Create a bold statement with eye-catching beadboard and round finials
- Includes a versatile trundle for extra sleeping space that is easily stowed under the daybed
- Constructed with solid pine and MDF
- Slat kits included

**B. 300026 Twin Daybed w/ Trundle**  
82.25"w x 44.50"d x 49.00"h (13/13 slats)

### FEATURES

- WOOD FINISH: WHITE
- MATTRESS READY
- TESTED STATIC WT: 400/400 LBS TOP/BOTTOM



ANCONA DAYBED

- Inspired by the iconic Louis Philippe style, this twin size daybed is a classy and practical addition to any room
- Stately caprails and recessed panels bring visual depth emphasized by a bold black finish
- Includes a convenient underbed trundle accented with faux drawers and dark bronze metal handles for a tidy and luxurious look
- Constructed with solid rubberwood, MDF, and sapgum veneer
- Slat kits included

**A. 300036BLK Daybed w/ Trundle, Black**  
81.00”w x 42.50”d x 39.50”h (11/11 slats)

FEATURES

- WOOD FINISH: BLACK
- HARDWARE FINISH: DARK BRONZE
- MATTRESS READY
- TESTED STATIC WT: 400/400 LBS TOP/BOTTOM



DAN RYAN DAYBED

- Perfect for visiting guests, this twin size daybed features classic cottage style that will elegantly transform your space
- Beautiful cappuccino finish easy matches any decor
- Arched back and sloped arms perfectly complemented with vertical slats and round finials
- Versatile underbed trundle for overnight guests with matching headboard and convenient knobs
- Constructed with pine, poplar, plywood, and MDF
- Slat kits included

**B. 300090 Twin Daybed w/ Trundle**  
81.50”w x 43.00”d x 39.00”h (13/13 slats)

FEATURES

- WOOD FINISH: CAPPUCCINO
- MATTRESS READY
- TESTED STATIC WT: 400/400 LBS TOP/BOTTOM





## JULIE ANN DAYBED

- Expand your sleeping space with this elegant twin size daybed that will lend practicality and comfort to any room
- Arched back and sloped arms with wood headboard throughout invokes the vibe of a cozy home
- Including matching trundle with classy clear acrylic knobs for a convenient extra bed when hosting guests
- Choose from a beautiful crisp white finish and a rugged rustic grey finish to match your decor
- Constructed with pine, poplar, plywood, and MDF
- Slat kits included

### A. 300053 Twin Daybed w/ Trundle, White

81.50"w x 43.00"d x 39.00"h (13/13 slats)

#### FEATURES

- WOOD FINISH: WHITE
- HARDWARE FINISH: CRYSTAL
- MATTRESS READY
- TESTED STATIC WT: 400/400 LBS TOP/BOTTOM



### B. 301053 Twin Daybed w/ Trundle, Grey

81.50"w x 43.00"d x 39.00"h (13/13 slats)

#### FEATURES

- WOOD FINISH: WARM GREY
- HARDWARE FINISH: CRYSTAL
- MATTRESS READY
- TESTED STATIC WT: 400/400 LBS TOP/BOTTOM



## SORRENTO DAYBED

- Stylish, sturdy, and practical, this twin extra long day bed will provide a sleep surface your overnight guests will appreciate
- Beautifully finished in a rustic grey that will bring vibrancy to any existing decor
- Innovatively designed pull-out extension instantly doubles the sleep surface to accommodate an eastern king size mattress
- Two 6" twin extra long mattresses recommended for convenient conversion the moment it is needed
- Extension also features two drawers for added storage space and organizational versatility
- Constructed with pine, plywood, and MDF
- Slat kits included

**A. 305706 Twin XL Daybed w/ Extension Trundle**  
82.00"w x 80.75"d x 34.75"h (25 slats)

FEATURES

- WOOD FINISH: GREY
- EURO DRAWER GLIDES
- MATTRESS READY
- TESTED STATIC WT: 400/400 LBS TOP/BOTTOM



## VISALIA DAYBED

- Create a cozy place to rest, read, or play with this twin size daybed
- Classic design with a modern twist with a gorgeous rustic grey finish
- Sophisticated back panel design with gracefully sloped arms and elegantly turned legs lend to the timeless country style of this piece
- Constructed with rubberwood, plywood, and sapgum veneer
- Slat kits included

**B. 302381 Twin Daybed**  
82.00"w x 45.00"d x 36.75"h (14 slats)

FEATURES

- WOOD FINISH: GREY
- MATTRESS READY
- TESTED STATIC WT: 400 LBS





## OAKDALE DAYBED

- Update your bedroom or guestroom with this rugged eye-catching twin daybed in a modern farmhouse style
- Multi-step rustic honey finish accentuates the natural variations of wood grain from meticulously curated hardwood
- Black decorative accents adds a striking complementary contrast that commands attention
- Complete the set with an optional trundle that functions versatily as either an underbed storage solution or mattress-ready trundle
- Constructed with rubberwood, MDF, and rubberwood veneer
- Slat kit included
- Matching bunk beds available (#460116 - 460118)

### A. 300675 Twin Daybed

81.25" w x 43.75" d x 37.75" h (14/14 slats)

### B. 300676 Storage Trundle

76.25" w x 41.75" d x 10.50" h

#### FEATURES

- WOOD FINISH: RUSTIC HONEY
- HARDWARE FINISH: BLACK
- MATTRESS READY
- TESTED STATIC WT: 400/400 LBS TOP/BOTTOM



## NORWOOD DAYBED

- Create a great sleep space for your children's bedroom or overnight visitors in a guest suite with this lovely twin size captain's bed
- Vivid chestnut finish easily matches any decor and breathes life into your home
- Arched headboard and footboard with attractive vertical slats and round finials ties this classic look together
- Includes storage trundle for a convenient extra bed with three storage drawers and three faux drawer fronts for that tidy look when stowed away
- Constructed with pine, plywood, and MDF
- Slat kits included

### C. 400381T Twin Captain's Bed w/ Trundle

81.75" w x 42.75" d x 37.50" h (13/13 slats)

#### FEATURES



- WOOD FINISH: CHESTNUT
- WOOD DRAWER GLIDES
- MATTRESS READY
- TESTED STATIC WT: 400/400 LBS TOP/BOTTOM



FEATURES

- WOOD FINISH: BLACK
- WOOD DRAWER GLIDES

- MATTRESS READY
- TESTED STATIC WT:  
400/400 LBS TOP/BOTTOM



ROCHFORD DAYBED

- Perfect for a modern mission style child's room or guestroom, this twin size captain's bed finished in black is a stylish way to create extra seating or sleeping space
- Vertically slatted headboard and footboard with sophisticated beadboard offer a blend of style and functionality
- Includes storage trundle for quick bed solution for guests with three storage drawers and three faux drawer fronts for an elegant look when stowed away
- Constructed with solid pine and MDF
- Slat kit included
- Available in black, cherry, cappuccino, and white

- A. 300104 Twin Captain's Bed w/ Trundle**  
79.25"w x 41.75"h x 36.00"h (13/13 slats)
- B. 300105 Twin Daybed w/ Trundle, Cherry**  
79.25"w x 41.75"h x 36.00"h (13/13 slats)
- C. 300106 Twin Daybed w/ Trundle, Cappuccino**  
79.25"w x 41.75"h x 36.00"h (13/13 slats)
- D. 300107 Twin Daybed w/ Trundle**  
79.25"w x 41.75"h x 36.00"h (13/13 slats)

PRODUCT HIGHLIGHTS

- PRODUCT MATERIALS:  
Pine wood and MDF
- STORAGE TRUNDLE: Perfect for overnight guests or extra storage space
- MULTIPLE COLOR OPTIONS:  
Playfully match the color scheme of your room

## FEATURES

UPHOLSTERY: GREY FABRIC

NAILHEAD FINISH: PEWTER

MATTRESS READY

TESTED STATIC WT: 400/400 LBS TOP/BOTTOM

BEDS | WOOD DAYBEDS



**A. 300549 Daybed w/ Trundle**  
96.00" w x 43.00" d x 37.25" h (14/14 Slats)

### KEPNER DAYBED

- This versatile twin size upholstered daybed provides a stylish update to any room, providing extra space for guests or convenient seating throughout the day
- Chesterfield-inspired scroll arms and generously padded panels resulting in luxurious button tufting create an inviting space to relax
- Individually hand-driven pewter nailhead trim adds a sophisticated complement
- Complete with underbed trundle for a quick and convenient bedding solution for overnight guests
- Frame constructed with solid rubberwood and MDF
- Slat kits included



MOCKERN DAYBED

- This gorgeous twin size upholstered daybed will bring an understated but unmissable sense of modern taste to your bedroom or guestroom
- A modern take on a classic Chesterfield design, elegant track arms with button tufted details through create an upscale vibe no home can do without
- Double row of individually hand-driven brushed nickel nailhead trim completes the look
- Complete with underbed trundle for a versatile solution for guests without sacrificing style
- Frame constructed with solid rubberwood and MDF
- Slat kits included

**A. 302161 Daybed w/Trundle**  
85.75”w x 42.25”d x 33.75”h (14/13 slats)



FEATURES

- UPHOLSTERY: GREY FABRIC
- LEG FINISH: BLACK
- NAILHEAD FINISH: BRUSHED NICKEL
- MATTRESS READY
- TESTED STATIC WT: 400/400 LBS TOP/BOTTOM

ELMORE DAYBED

- Add a touch of sophisticated glam into your home with this elegant twin size upholstered daybed
- Impeccably uphosltered in a smooth light grey leatherette with a subtle pearlescent appearance
- Graceful curved profile with sloped arms and adorned with understated faux crystal button tufting
- Invidually hand-driven chrome nailhead trim add a delightful vibrancy that completes the style
- Includes convenient trundle with welded slat frame for ease of assembly and unbeatable strength
- Frame constructed with solid pine wood
- Slat kits included

**B. 300629 Twin Daybed w/ Trundle**  
80.25”w x 43.50”d x 48.75”h (12/12 slats)



FEATURES

- UPHOLSTERY: PEARLESCENT GREY LEATHERETTE
- NAILHEAD FINISH: CHROME
- MATTRESS READY
- TESTED STATIC WT: 400/400 LBS TOP/BOTTOM

PENFIELD DAYBED

- Designed to make the most out of your space, this twin size upholstered daybed marries function and elegance fit for any room in your home
- A sleek silhouette and a gracefully modernized sloped arm with bold piping really makes this piece pop
- Upholstered in a plush grey fabric with a refined arched back and intricate button tufted details
- Clean lined pull out trundle perfect for overnight guests included
- Constructed with rubberwood, plywood, and MDF
- Slat kits included

**A. 305911 Twin Daybed w/ Trundle**  
87.75”w x 44.25”d x 42.25”h (14/13 slats)

FEATURES

- UPHOLSTERY: GREY FABRIC
- MATTRESS READY
- TESTED STATIC WT: 400/400 LBS TOP/BOTTOM

CHATSBORO DAYBED

- Perfect for guestrooms or small spaces, this upscale twin size upholstered daybed will garner the admiration of your guests
- Clean profile and modern sloped arms with superbly padded back adorned with faux crystal button tufting
- Glamorous grey velvet upholstery with a inviting buttery soft hand
- Convenient underbed trundle provides a quick extra bed for unexpected guests
- Constructed with rubberwood, plywood, and MDF
- Slat kits included

**B. 305883 Twin Daybed w/ Trundle**  
84.25”w x 42.00”d x 39.25”h (27 slats)

FEATURES

- UPHOLSTERY: GREY VELVET
- MATTRESS READY
- TESTED STATIC WT: 400/400 LBS TOP/BOTTOM



## FEATURES

UPHOLSTERY: IVORY LEATHERETTE  
MATTRESS READY

TESTED STATIC WT:  
400/400 LBS TOP/BOTTOM



### CRAMER DAYBED

- Create an elegant guestroom with this eye-catching twin upholstered daybed that will provide unimaginable comfort and instantly upgrade to your interior decor
- Uniquely modern asymmetrical profile perfect for lounging or reading your favorite book
- Upholstered in a glamorous ivory leatherette with subtle texture that accentuates the stylistic nature of this piece
- Pull-out trundle conveniently stows underneath bed for a quick bedding solution when the need arises
- Frame constructed with solid rubberwood and asian tropical wood
- Slat kits included

**A. 300509 Twin Daybed w/ Trundle**  
86.00" w x 42.50" d x 38.50" h (14/14 slats)

### PRODUCT HIGHLIGHTS

- PRODUCT MATERIALS:  
Rubberwood and asian tropical wood
- TRUNDLE: Perfect for overnight guests

HOWE DAYBED

- This versatile twin size upholstered daybed will add an element of style to your home while providing an idea place to rest
- Beautifully arched back with gracefully curved arms evoke a modern vibe
- Upholstered in a durable leatherette with choice of two color options to match your decor
- Space-saving underbed trundle reveals an extra sleep surface for unexpected guests
- Frame constructed with Asian hardwood, plywood, and MDF
- Slat kits included
- Available in dark brown and white leatherette

**A. 300632 Twin Daybed w/ Trundle, Black**  
91.00”w x 43.00”d x 39.75”h (12/12 slats)

FEATURES

- UPHOLSTERY: DARK BROWN LEATHERETTE
- MATTRESS READY
- TESTED STATIC WT: 400/400 LBS TOP/BOTTOM

PRODUCT HIGHLIGHTS

- PRODUCT MATERIALS:  
Asian hardwood, plywood, and MDF
- TRUNDLE: Perfect for overnight guests
- MULTIPLE COLOR OPTIONS:  
Playfully match the color scheme of your room

**B. 300633 Twin Daybed w/ Trundle, White**  
91.00”w x 43.00”d x 39.75”h (12/12 slats)

FEATURES

- UPHOLSTERY: WHITE LEATHERETTE
- MATTRESS READY
- TESTED STATIC WT: 400/400 LBS TOP/BOTTOM



## FEATURES

 METAL FINISH: MATTE BLACK

 WOOD FINISH: CHESTNUT

 TESTED STATIC WT: 400 LBS



### CORBIN DAYBED

- Inspire a rustic style into your space with the raw strength of the industrial design in this twin daybed
- Flawlessly crafted steel frame with decorative rivets and mesh panels in a bold matte black powder coated finish married with wood panels in a rustic chestnut engineered veneer
- Built-in bookcase to keep bedside necessities close at hand or conveniently store family photos, books, and decorative accents
- Utilize copious space underneath bed for even more organizational and storage potential
- Constructed with heavy gauge steel tubing, particle board, and engineered veneer
- Mattress-ready steel foundation included

#### A. 310025 Twin Daybed

81.00"w x 51.25"d x 40.00"h  
(3 PC Metal Foundation)

#### PRODUCT HIGHLIGHTS



PRODUCT MATERIALS:  
Heavy gauge steel tubing, particle board, and engineered veneer



BOOKCASE HEADBOARD: Store and organize your favorite books at arm's reach

#1137



#1139



Complete the set with pull-out trundle (#1139) or a pop-up trundle (#1137) to add an extra sleep surface



## MARINA DAYBED

- Maximize space and create a striking statement in any bedroom or guestroom with this twin size daybed
- Vertical bobbin spindles inspired by iconic Jenny Lind style and ornamentalations with classic farmhouse appeal
- Complete with underbed trundle for overnight guests, welded for easy setup and unbeatable strength
- Masterfully executed powder coated finish available in your choice of black and white
- Constructed with heavy gauge steel tubing
- Mattress-ready steel foundation included

**A. 300765 Twin Daybed w/ Trundle, Black**

79.75''w x 40.50''d x 42.00''h  
(3 PC Metal Foundation / 15 Slats)

## FEATURES

- METAL FINISH: BLACK
- MATTRESS READY
- TESTED STATIC WT: 400/400 LBS TOP/BOTTOM



## PRODUCT HIGHLIGHTS

- PRODUCT MATERIALS:  
Heavy gauge steel tubing
- MULTIPLE COLOR OPTIONS:  
Playfully match the color scheme of your room

**B. 300766 Twin Daybed w/ Trundle, White**

79.75''w x 40.50''d x 42.00''h  
(3 PC Metal Foundation / 15 Slats)

## FEATURES

- METAL FINISH: WHITE
- MATTRESS READY
- TESTED STATIC WT: 400/400 LBS TOP/BOTTOM



MANOR DAYBED

- Refresh and enliven your bedroom or guestroom with the timeless silhouette of this classic farmhouse twin daybed
- Refined dark bronze powder coated finish creates a bold statement and easily matches any decor
- Elegantly clean profile with vertical slats and sophisticated ornamentations
- Complete with underbed trundle for overnight guests, welded for easy setup and unbeatable strength
- Constructed with heavy gauge steel tubing
- Mattress-ready steel foundation included
- Matching bed, vanity, and coordinating pieces available

**A. 300398 Twin Daybed w/ Trundle**  
81.00”w x 41.75”d x 43.25”h  
(3 PC Metal Foundation / 15 Slats)



FEATURES

-  METAL FINISH: DARK BRONZE
-  MATTRESS READY
-  TESTED STATIC WT: 400/400 LBS TOP/BOTTOM





GETLER DAYBED

- Update your bedroom or guestroom with this ruggedly designed industrial style twin daybed
- Heavy duty steel frame with meticulously hand-detailed decorative rivets in a black powder coated finish married with wood panels in a weathered chestnut engineered veneer
- Spacious area underneath daybed provides ample storage space
- Innovative design offers the ability to set up side panel on either left or right side for optimal versatility in placement
- Constructed with heavy gauge steel tubing, MDF, and engineered veneer
- Mattress-ready steel foundation included
- Add a pull-out trundle (#1139) or pop-up trundle (#1137) underneath for a extra sleep surface for overnight guests

**B. 300836 Daybed**  
78.25”w x 39.75”d x 38.00”h (3 PC Metal Foundation)



FEATURES

-  METAL FINISH: WEATHERED BLACK
-  WOOD FINISH: WEATHERED CHESTNUT
-  MATTRESS READY
-  TESTED STATIC WT: 400 LBS



## JOELLE DAYBED

- An exceptional combination of modern style and comfort, this versatile space-saving twin size daybed is perfect for guestrooms or small bedrooms
- Sleek steel frame in black powder coated finish complemented with grey fabric upholstered panels create an airy yet sophisticated look
- Complete with a convenient underbed trundle for an added sleep surface when hosting guests
- Frame constructed with heavy gauge steel tubing
- Slat kit included

### A. 300940 Daybed w/ Trundle

81.75"w x 40.50"d x 43.25"h (22/20 slats)

#### FEATURES

- METAL FINISH: BLACK
- UPHOLSTERY: GREY FABRIC
- MATTRESS READY
- TESTED STATIC WT: 400/400 LBS TOP/BOTTOM



## MADDIE DAYBED

- Instantly breathe new life and create a centerpiece to any bedroom or guestroom with this twin daybed
- Modern profile offers an airy vibe in combination with a visually attractive geometric design
- Flawlessly crafted steel frame in a classy bronze powder coated finish with taupe fabric upholstered panels
- Includes a versatile underbed trundle as an extra sleep surface for unexpected guests
- Frame constructed with heavy gauge steel tubing
- Slat kit included

### B. 302132 Daybed w/ Trundle

81.75"w x 40.50"d x 34.00"h (22/20 slats)

#### FEATURES

- METAL FINISH: BLACK
- UPHOLSTERY: TAUPE FABRIC
- MATTRESS READY
- TESTED STATIC WT: 600/400 LBS TOP/BOTTOM




FEATURES

 METAL FINISH: WHITE

 MATTRESS READY

 TESTED STATIC WT: 400 LBS



A

HALLADAY DAYBED

- Elevate the relaxed vibe your bedroom or guestroom with this classic twin size daybed
- Arched profile with sloped arms in a beautifully finished white powder coating
- Features masterfully executed metalwork with intricate casted ornamentations
- Constructed with heavy gauge steel tubing
- Mattress-ready steel foundation included

**A. 300216 Twin Metal Daybed**  
79.75”w x 40.50”d x 46.50”h

PRODUCT HIGHLIGHTS



PRODUCT MATERIALS:  
Heavy gauge steel tubing, particle board, and engineered veneer



## FULTON DAYBED

- Create a cozy place in your bedroom or guestroom to rest or read a book with this twin size daybed
- Double arched headboard and sloped arms accented with lovely scrollwork in a sandy black powder coated finish creates a subtle elegance
- Solid hardwood posts in a rich cappuccino finish emphasizes the characteristics of the natural wood grain
- Constructed with solid pine wood and heavy gauge steel tubing
- Slat kit included
- Complete the set with a roll-out trundle (#1137) or a pop-up trundle (#1139) to add an extra sleep surface and fully maximize your space

**A. 300424 Twin Daybed**  
79.50"w x 42.50"d x 45.00"h (16 slats)

### FEATURES

- METAL FINISH: SANDY BLACK
- WOOD FINISH: CAPPUCCINO
- MATTRESS READY
- TESTED STATIC WT: 400 LBS



## GROVER DAYBED

- Add a touch of whimsical appeal to your bedroom or guestroom with this twin size daybed
- Arched back and gracefully sloped arms complemented with tapered posts
- Finished in a bold black powder coating that is as durable and it is beautiful
- Constructed with heavy gauge tubing
- Link spring required

**B. 300099 Twin Metal Daybed**  
79.00"w x 42.25"d x 42.00"h

### FEATURES

- METAL FINISH: BLACK
- LINK SPRING REQUIRED: 1138A
- TESTED STATIC WT: 400 LBS



BED FRAME (HEADBOARD ONLY)

- Designed to attach to most headboards, this bolt-on bed frame is a heavy-duty solution to support your mattress set
- Easy no-tool assembly and innovative locking mechanism secures desired size
- Finished in a durable lead-free black color
- Manufactured with heavy gauge US steel
- Twin / full frame features 4 legs with rollers
- Queen / king frame features a 2” center support bar and a total of 6 legs with 4 rollers
- Box spring is required (sold separately)

**A. 9601QK Bed Frame**  
Queen/Eastern King/California King  
**B. 9601TF Bed Frame**  
Twin/Full



BED FRAME (HEAD & FOOTBOARD)

- Designed to attach to most headboard and footboard beds, this bolt-on bed frame is a heavy-duty solution to support your mattress set
- Easy no-tool assembly and innovative locking mechanism secures desired size
- Finished in a durable lead-free black color
- Manufactured with US steel
- Box spring is required (sold separately)
- Twin / full frame features 4 legs with adjustable glides
- Queen / eastern king / california king frame features a 2” center support bar and 6 legs with adjustable glides
- Box spring is required (sold separately)

**C. 9602QK Bed Frame**  
Queen/Eastern King  
**9602KW Bed Frame,**  
California King  
**D. 9602TF Bed Frame**  
Twin/Full





A

### LINK SPRING

- This link spring offers the correct support for your daybed mattress and to better utilize the space under your bed
- Powder coated in a durable lead-free black finish
- Constructed with heavy gauge steel

**A. 1138A Link Spring**  
39.00”w x 76.75”d x 5.50”h



B

### ROLL-OUT TRUNDLE

- This underbed roll-out trundle is the perfect space-saving addition to any kids’ room or guestroom to accommodate sleepovers and guests
- Easy to pull out or stow away with smooth-gliding casters
- Powder coated in a durable lead-free black finish
- Constructed with heavy gauge steel

**B. 1139 Trundle, Roll-Out**  
38.75”w x 70.25”d x 3.75”h



C

### POP-UP TRUNDLE

- This underbed pop-up trundle is the perfect space-saving addition to any kids’ room or guestroom to accommodate sleepovers and guests
- Easy-to-use spring loaded mechanism offers assistance when raising and lowering the trundle
- Easy to pull out or stow away with smooth-gliding casters
- Powder coated in a durable lead-free black finish
- Constructed with heavy gauge steel

**C. 1137 Trundle, Pop-Up**  
38.50”w x 70.25”d x 7.00-16.00”h



FEATURES

- LIFT CAPACITY: 750 LBS
- WIRELESS REMOTE UNIT

- UPHOLSTERY: WHITE FABRIC
- METAL FINISH: BLACK



WALDIN COLLECTION

- The epitome of simplistic convenience, this reliable folding bed frame in a black powder coated finish is a must-have platform base in every home
- Innovative no-tool assembly makes this sturdy bed exceptionally portable and easy to store
- Designed for long lasting durability and support while adding convenient underbed storage space for organizational versatility
- Ideal as a standalone bed or inside a wood bed for mattress support, replacing the need for a box spring foundation
- Unparalleled support for innerspring, foam, or any types of mattress you may have
- Engineered with heavy gauge steel construction welded to create a strong foundation
- Available in all bed sizes

- A. 305957T Twin Platform Support**  
37.00" w x 73.00" d x 16.00" h
- 305957TL Twin XL Platform Base**  
37.00" w x 78.00" d x 16.00" h
- 305957F Full Mattress Support**  
52.00" w x 73.00" d x 16.00" h
- B. 305957Q Queen Mattress Support**  
58.00" w x 78.00" d x 16.00" h
- 305957KE Eastern King Mattress Support**  
74.00" w x 78.00" d x 16.00" h
- 305057KW California King Mattress Support**  
70.00" w x 82.00" d x 16.00" h

PRODUCT HIGHLIGHTS

- PRODUCT MATERIALS: Heavy gauge steel
- UNDER BED STORAGE: Adds convenient space to store away personal items
- BED SIZES: Available in all bed sizes




FEATURES

- LIFT CAPACITY: 850 LBS
- WIRELESS REMOTE UNIT

- UPHOLSTERY: OFF WHITE FABRIC
- METAL FINISH: BLACK

BEDS | ADJUSTABLE BED BASES



10 YEAR MATTRESS WARRANTY

2 YEAR IN-HOME SERVICING WARRANTY



- A. 350131TL Twin XL Adjustable Bed Base**  
37.50" w x 79.00" d x 15.00" h
- 350131F Full Adjustable Bed Base**  
53.50" w x 73.50" d x 15.00" h
- 350131Q Queen Adjustable Bed Base**  
53.50" w x 73.50" d x 15.00" h
- 350131KE Eastern King Adjustable Bed Base**  
37.50" w x 79.00" d x 15.00" h



CLARA COLLECTION


- This adjustable bed base transforms your bedroom into a relaxing haven and provides a wealth of health benefits by offering the ability to calibrate your sleep in customizable ergonomic positions with ease
- Wireless remote features backlit soft-touch controls for independent head and foot incline, preset Zero Gravity / Anti-Snore / Flat / Memory positions, as well as a handy integrated flashlight
- Versatile 3-in-1 legs accommodate all types of beds, able to be adjusted to heights of 3-inch, 6-inch, 9-inch, and 12-inch, or removed altogether to be placed onto a platform base
- Assembles in 5 minutes with intuitive tool-free design
- Emergency power-down feature in the event of a power outage
- Ten (10) year limited warranty on mechanism protects against manufacturer defect
- Two (2) year full warranty with in-home servicing



FEATURES

- LIFT CAPACITY: 850 LBS
- WIRELESS REMOTE UNIT

- BLUETOOTH REMOTE CONNECTIVITY
- UPHOLSTERY: LIGHT GREY FABRIC
- METAL FINISH: BLACK



NEGAN COLLECTION

- This premium adjustable bed base revolutionizes your bedroom into a relaxing multi-functional space and provides an abundance of features and customizable ergonomic positions to get great sleep and revitalize yourself
- Wireless remote features backlit soft-touch controls for independent head and foot incline, preset Zero Gravity / Anti-Snore / Flat / Memory positions, as well as a handy integrated flashlight
- Utilize the Coaster Sleep app to control the bed via Bluetooth from the convenience of your phone
- Dual massage on head and foot with 3 levels of intensity will make lounging a relaxing a therapeutic dream come true
- Dual USB charging stations on both sides keeps you and your partner's electronic necessities at arm's reach and ready to go
- Underbed LED light offering a convenient nighttime solution when nature calls
- Versatile 3-in-1 legs accommodate all types of beds, able to be adjusted to heights of 3-inch, 6-inch, 9-inch, 12-inch, or removed altogether to be placed onto a platform base
- Assembles in 5 minutes with intuitive tool-free design
- Emergency power-down feature in the event of a power outage
- Ten (10) year limited warranty on mechanism protects against manufacturer defect
- Two (2) year full warranty with in-home servicing

**A. 350132TL Twin XL Adjustable Bed Base**

37.50"w x 79.00"d x 15.00"h

**350132F Full Adjustable Bed Base**

53.50"w x 73.50"d x 15.00"h

**B. 350132Q Queen Adjustable Bed Base**

53.50"w x 73.50"d x 15.00"h

**350132KE Eastern King Adjustable Bed Base**

37.50"w x 79.00"d x 15.00"h



FEATURES

- LIFT CAPACITY: 700 LBS
- WIRED REMOTE UNIT

METAL FINISH: BLACK

BEDS | ADJUSTABLE BED BASES



- A. 350044Q Queen Adjustable Bed Base**  
60.00”w x 80.00”d x 13.25”h
- 350044KE E King Adjustable Bed Base (2 units)**  
76.00”w x 80.00”d x 13.25”h
- 350044F Full Adjustable Bed Base**  
53.00”w x 74.00”d x 13.25”h
- 350044TL Twin Adjustable Bed Base**  
38.00”w x 80.00”d x 13.25”h



STANHOPE ADJUSTABLE BED BASE

- This adjustable bed base provides a value-driven alternative that provides the same therapeutic effect of customized sleep positions at an affordable price
- Calibrate your sleep and create a practical combination of comfort and support
- Remote with soft-touch buttons offers independent or simultaneous control of head and foot positions, and wired to base for the person that loses everything
- Bed base versatilely fits most bed frames on the market or can be conveniently used as a standalone bed
- Heavy gauge steel construction provides unparalleled support and durability you can count on
- Two (2) year full warranty on motor
- Ten (10) year limited warranty on mechanism



BUNKIE MATTRESS

- Provide a stylish and affordable mattress solution for your kids’ room with this bunkie mattress
- Supportive high density CertiPUR-US certified foam with integrated 2-inch wood bunkie board
- Combination construction offers extended mattress life and provides a more comfortable sleep
- Whimsical hot air balloon themed ticking
- Ideal for bunk beds, daybeds, and trundles that require a low profile foundation
- Available in twin and full size
- Proudly made in the USA

**A. 350022T Twin Bunkie Mattress Combo**  
38.00”w x 74.00”d x 6.50”h (28 lbs)  
**350022F Full Bunkie Mattress Combo**  
54.00”w x 74.00”d x 6.50”h (32 lbs)

\*All sizes are approximate.



FEATURES

MATTRESS COMFORT: LEVEL 1 BACK OR STOMACH SLEEPERS WHO ENJOY FIRM SURFACES

BUNKIE BOARD

- Our 2-inch bunkie board is manufactured with premium-grade pine wood frame in a durable tan fabric upholstery
- Equalizes weight distribution and protects against mattress degradation from being placed directly on slats
- Ideal for bunk beds, daybeds, beds that require a very low profile foundation, or just as a quick 2-inch booster to support your mattress
- Available in all bed sizes
- Proudly made in the USA

**B. 350020T Twin Bunkie Board**  
38.00”w x 74.00”d x 2.00”h (20 lbs)  
**350020TL Twin XL Bunkie Board**  
38.00”w x 80.00”d x 2.00”h (30 lbs)  
**350020F Full Bunkie Board**  
54.00”w x 74.00”d x 2.00”h (30 lbs)  
**350020Q Queen Bunkie Board**  
60.00”w x 80.00”d x 2.00”h (36 lbs)  
**350020KE Eastern King Bunkie Board (2 pieces)**  
76.00”w x 80.00”d x 2.00”h (44 lbs)  
**350020KW Cal King Bunkie Board (2 pieces)**  
72.00”w x 84.00”d x 2.00”h (44 lbs)

\*All sizes are approximate.



5” LOW PROFILE FOUNDATION

- Our 5-inch box spring foundation is the ideal mattress support solution for low profile beds that were designed to have your mattress lower to the ground
- Provides perfect weight distribution, fully utilizing your mattress the way it was meant to be experienced
- Sturdy support that absorbs impact and extends the life of your mattress by protecting from unnecessary wear
- Frame constructed with heavy duty kiln-dried spruce wood that is never chemically treated
- Upholstered in a durable charcoal grey fabric with corner guards protects from tears and bumps
- Available in all bed sizes
- Proudly made in the USA

- A. 350045T Twin Low Profile Foundation**  
38.00”w x 74.00”d x 5.00”h (34 lbs)  
**350045TL Twin XL Low Profile Foundation**  
38.00”w x 80.00”d x 5.00”h (34 lbs)  
**350045F Full Low Profile Foundation**  
54.00”w x 74.00”d x 5.00”h (37 lbs)  
**350045Q Queen Low Profile Foundation**  
60.00”w x 80.00”d x 5.00”h (45 lbs)  
**350045KE Eastern King Low Profile Foundation (2 pieces)**  
76.00”w x 80.00”d x 5.00”h (76 lbs)  
**350045KW Cal King Low Profile Foundation (2 pieces)**  
72.00”w x 84.00”d x 5.00”h (76 lbs)

\*All sizes are approximate.

9” REGULAR FOUNDATION

- Our 9-inch box spring foundation will get you your best night’s sleep yet
- Provides perfect weight distribution, fully utilizing your mattress the way it was meant to be experienced
- Sturdy support that absorbs impact and extends the life of your mattress by protecting from unnecessary wear
- Frame constructed with heavy duty kiln-dried spruce wood that is never chemically treated
- Upholstered in a durable charcoal grey fabric with corner guards protects from tears and bumps
- Available in all bed sizes
- Proudly made in the USA

- B. 350046T Twin Foundation**  
38.00”w x 74.00”d x 9.00”h (38 lbs)  
**350046TL Twin Long Foundation**  
38.00”w x 80.00”d x 9.00”h (38 lbs)  
**350046F Full Foundation**  
54.00”w x 74.00”d x 9.00”h (42 lbs)  
**350046Q Queen Foundation**  
60.00”w x 80.00”d x 9.00”h (50 lbs)  
**350046KE E King Foundation (2 pieces)**  
76.00”w x 80.00”d x 9.00”h (80 lbs)  
**350046KW California King Foundation (2 pieces)**  
72.00”w x 84.00”d x 9.00”h (80 lbs)

\*All sizes are approximate.



A



B





# MATTRESSES

PREMIERBedding  
by  
COASTER

## CERTIPUR-US CERTIFIED FOAM

- Made without ozone depleters
- Made without PBDEs, TDCPP or TCEP ("Tris") flame retardants
- Made without mercury, lead, and other heavy metals
- Made without formaldehyde
- Made without phthalates regulated by the Consumer Product Safety Commission
- Low VOC (Volatile Organic Compound) emissions for indoor air quality (less than 0.5 parts per million)



### A. 350062T 6" Twin Memory Foam Mattress

38.00"w x 74.00"d x 6.00"h

### 350062TL 6" Twin XL Memory Foam Mattress

38.00"w x 80.00"d x 6.00"h

### 350062F 6" Full Memory Foam Mattress

53.00"w x 74.00"d x 6.00"h

\*All sizes are approximate.

#### SPECIFICATIONS

- 1.5" 2.5lb soft memory foam
- 4.5" 1.5lb high resilience support foam

#### FIRMNESS LEVEL

- Medium/Firm

#### MATTRESS SIZES

- Available in Twin, Twin Extra Long, and Full

#### WARRANTY+CERTIFICATIONS



### B. 350063T 8" Twin Memory Foam Mattress

38.00"w x 74.00"d x 8.00"h

### 350063TL 8" Twin XL Memory Foam Mattress

38.00"w x 80.00"d x 8.00"h

### 350063F 8" Full Memory Foam Mattress

53.00"w x 74.00"d x 8.00"h

### 350063Q 8" Queen Memory Foam Mattress

60.00"w x 80.00"d x 8.00"h

### 350063KE 8" Eastern King Memory Foam Mattress

76.00"w x 80.00"d x 8.00"h

### 350063KW 8" Cal King Memory Foam Mattress

72.00"w x 84.00"d x 8.00"h

\*All sizes are approximate.

#### SPECIFICATIONS

- 2" 2.5lb memory foam
- 6" 1.5lb high density foam

#### FIRMNESS LEVEL

- Medium

#### MATTRESS SIZES

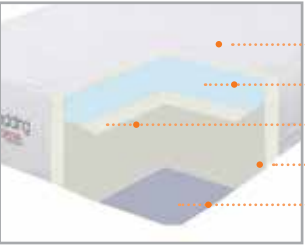
- Available in all standard bed sizes

#### WARRANTY+CERTIFICATIONS



## JOSEPH 6" MEMORY FOAM MATTRESS

- Just because you're buying a mattress for your kids' room or guestroom doesn't mean you shouldn't give them the comfort and support you would give yourself
- Our 6-inch mattress offers a pressure-relieving memory foam top layer and supportive high density base foam with a medium/firm comfort level
- Produced with CertiPUR-US certified foam with a deluxe removable soft-knit 100% polyester ticking
- Ideal for bunk beds, daybeds and trundles



- Deluxe removable soft-knit ticking
- 1.5" soft memory foam
- 4.5" high resilience support foam
- Fire retardant barrier
- Non-slip fabric



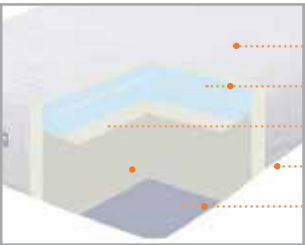
A



1.5" Memory Foam

## KEEGAN 8" MEMORY FOAM MATTRESS

- For those looking for a lower profile solution for their bedroom, this memory foam mattress is designed to reduce nighttime aches and discomforts
- Our 8-inch mattress offers a pressure-relieving memory foam top layer and supportive high density base foam with a medium firmness comfort level
- Produced with CertiPUR-US certified foam with a deluxe removable soft-knit 100% polyester ticking



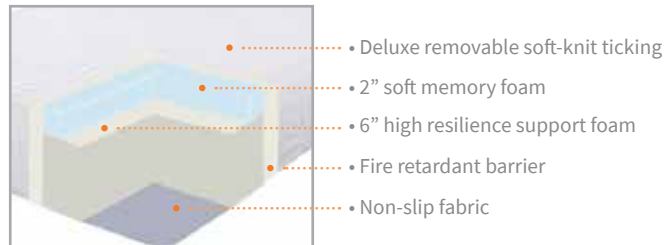
- Deluxe removable soft-knit ticking
- 2" soft memory foam
- 6" high resilience support foam
- Fire retardant barrier
- Non-slip fabric



B

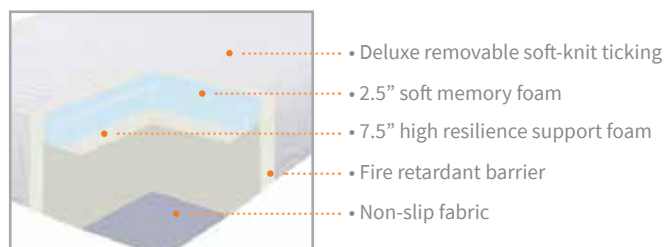


8" Memory Foam



## KEY 10" MEMORY FOAM MATTRESS

- Designed to give you the most relaxing night's sleep possible, this memory foam mattress will keep you satisfied for years to come
- Our 10-inch mattress offers a pressure-relieving memory foam top layer and supportive high density base foam with a medium/soft comfort level
- Produced with CertiPUR-US certified foam with a deluxe removable soft-knit 100% polyester ticking



## IAN 12" MEMORY FOAM MATTRESS

- Cradle yourself in the luxurious comfort of this memory foam mattress and wake up feeling revitalized every morning
- Our 12-inch mattress offers a pressure-relieving memory foam top layer and supportive high density base foam with a soft comfort level
- Produced with CertiPUR-US certified foam with a deluxe removable soft-knit 100% polyester ticking



### A. 350064T 10" Twin Memory Foam Mattress

38.00"w x 74.00"d x 10.00"h

### 350064TL 10" Twin XL Memory Foam Mattress

38.00"w x 80.00"d x 10.00"h

### 350064F 10" Full Memory Foam Mattress

53.00"w x 74.00"d x 10.00"h

### 350064Q 10" Queen Memory Foam Mattress

60.00"w x 80.00"d x 10.00"h

### 350064KE 10" Eastern King Memory Foam Mattress

76.00"w x 80.00"d x 10.00"h

### 350064KW 10" Cal King Memory Foam Mattress

72.00"w x 84.00"d x 10.00"h

\*All sizes are approximate.

#### SPECIFICATIONS

- 2.5" 2.5lb memory foam
- 7.5" 1.5lb high density foam

#### FIRMNESS LEVEL

- Medium/Soft

#### MATTRESS SIZES

- Available in all standard bed sizes

#### WARRANTY+CERTIFICATIONS



### B. 350065Q 12" Queen Memory Foam Mattress

60.00"w x 80.00"d x 12.00"h

### 350065KE 12" Eastern King Memory Foam Mattress

76.00"w x 80.00"d x 12.00"h

### 350065KW 12" California King Memory Foam Mattress

72.00"w x 84.00"d x 12.00"h

\*All sizes are approximate.

#### SPECIFICATIONS

- 3.7" 2.5lb memory foam
- 8.3" 1.5lb high density foam

#### FIRMNESS LEVEL

- Soft

#### MATTRESS SIZES

- Available in Queen, Eastern King, and California King

#### WARRANTY+CERTIFICATIONS





# MATTRESSES

PREMIERBedding  
by  
COASTER

- A. 350091T 8” Twin Memory Foam Mattress**  
38.00”w x 75.00”d x 8.00”h
- 350091F 8” Full Memory Foam Mattress**  
54.00”w x 75.00”d x 8.00”h
- 350091Q 8” Queen Memory Foam Mattress**  
60.00”w x 80.00”d x 8.00”h

\*All sizes are approximate.

- SPECIFICATIONS**
- 1.5” 2.0lbs gel air memory foam
  - 1” 1.5lbs soft transition foam
  - 5.5” 1.6lbs high density foam

- FIRMNESS LEVEL**
- Medium

- MATTRESS SIZES**
- Available in Twin, Full, and Queen



## CASPIAN MATTRESS

- Sleep comfortably through the night like you’ve never slept before in this memory foam mattress
- Utilizing the latest in foam technology combines the cooling comfort of gel memory foam with the natural effects of higher airflow
- Produced with CertiPUR-US certified foam with a premium soft-knit 60% polyester and 40% viscose ticking

A



SOFT KNIT FABRIC



COMFORT TECHNOLOGY



- B. 350092T 10” Twin Memory Foam Mattress**  
38.00”w x 75.00”d x 10.00”h
- 350092F 10” Full Memory Foam Mattress**  
54.00”w x 75.00”d x 10.00”h
- 350092Q 10” Queen Memory Foam Mattress**  
60.00”w x 80.00”d x 10.00”h
- 350092KE 10” Eastern King Memory Foam Mattress**  
76.00”w x 80.00”d x 10.00”h

\*All sizes are approximate.

- SPECIFICATIONS**
- 1.5” 2.5lbs gel air memory foam
  - 1.5” 1.6lbs gel-infused soft transition foam
  - 7” 1.6lbs high density foam

- FIRMNESS LEVEL**
- Medium/Soft

- MATTRESS SIZES**
- Available in Twin, Full, Queen, and Eastern King

WARRANTY+CERTIFICATIONS



## MADIGAN MATTRESS

- Sleep soundly at a cool temperature in this memory foam mattress that provides a supportive sleep surface that conforms to your body
- Utilizing the latest in foam technology combines the cooling comfort of gel memory foam with the natural effects of higher airflow
- A combined 3-inches of gel-infused foam maximizes the process of heat transfer to keep you cool throughout the night
- Produced with CertiPUR-US certified foam with a premium soft-knit 60% polyester and 40% viscose ticking

B



SOFT KNIT FABRIC



COMFORT TECHNOLOGY



SOLARIS MATTRESS

- Create a relaxing environment and sleep knowing we've got your back in our memory foam mattress
- Copper is the second-most thermal conductive element in the world, which means our copper-infused memory foam topper teams up with our cool gel-infused core to rapidly transfers heat from your body as you sleep
- Inherently antibacterial, our copper-infused memory foam will provide a comfortable and stress-free sleep
- Produced with CertiPUR-US certified foam with a premium soft-knit 60% polyester and 40% viscose ticking

SOFT KNIT FABRIC



COMFORT TECHNOLOGY



SOREN MATTRESS

- Upgrade your sleep and enjoy endless possibilities for restful sleep with this memory foam inner spring hybrid mattress
- Employing the latest hybrid technology, this mattress blends the essential support of innerspring with the soft comfort of gel-infused memory foam
- A combined 3-inches of gel-infused foam maximizes the process of heat transfer to keep you cool throughout the night
- Individualized pocketed coil springs conforms to the natural contours of your body providing unparalleled support and airflow
- Produced with CertiPUR-US certified foam with a premium soft-knit 67% polyester, 30% viscose, and 3% spandex ticking
- Soft knit fabric construction
- Contains 67% polyester, 30% viscose and 3% spandex

SOFT KNIT FABRIC



SUPREME TECHNOLOGY



A. 350094F 12" Full Memory Foam Mattress

54.00"w x 75.00"d x 12.00"h

350094Q 12" Queen Memory Foam Mattress

60.00"w x 80.00"d x 12.00"h

350094KE 12" Eastern King Memory Foam Mattress

76.00"w x 80.00"d x 12.00"h

\*All sizes are approximate.

SPECIFICATIONS

- 2" 2.5lbs copper-infused memory foam
- 2" 1.6lbs gel-infused high resilience foam
- 8" 1.6lbs high density foam

FIRMNESS LEVEL

- Medium/Soft

MATTRESS SIZES

- Available in Full, Queen, and Eastern King

WARRANTY+CERTIFICATIONS



B. 350093F 12" Full Hybrid Memory Foam Mattress

54.00"w x 75.00"d x 12.00"h

350093Q 12" Queen Hybrid Memory Foam Mattress

60.00"w x 80.00"d x 12.00"h

350093KE 12" E King Hybrid Memory Foam Mattress

76.00"w x 80.00"d x 12.00"h

\*All sizes are approximate.

SPECIFICATIONS

- 1.5" 2.5lbs gel air memory foam
- 1.5" 1.6lbs gel-infused soft transition foam
- 1.5" 1.6lbs high density foam
- 6.5" pocket coil springs
- 1" 1.6lbs high density foam

FIRMNESS LEVEL

- Soft

MATTRESS SIZES

- Available in Full, Queen, and Eastern King

WARRANTY+CERTIFICATIONS







A

6"  
MATTRESS  
HEIGHT

5  
YEAR  
MATTRESS  
WARRANTY



IDEAL FOR



STOMACH SLEEPER



BACK SLEEPER



Handcrafted  
in the  
USA



FIRMNESS LEVEL  
2



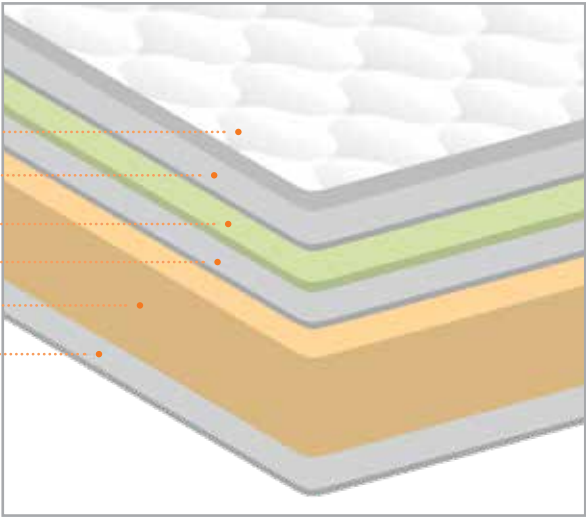
SANTA BARBARA III

**A. 350369T 6" Twin Mattress**  
37.00"w x 74.00"d x 6.00"h (16lbs)  
**350369F 6" Full Mattress**  
53.00"w x 74.00"d x 6.00"h (20 lbs)

\*All sizes are approximate.

MATTRESS SPECS

- Top Panel
- Fire Retardant Fiber
- 3/8" Comfort Quilt Foam
- Quilt Back
- 5" High Density Support Foam
- Fire Retardant Fiber



- Give your kids' room or guestroom a great foam mattress you wouldn't mind sleeping on yourself
- Produced with CertiPUR-US certified foam
- Deeply quilted cover for immediate comfort
- One (1) sided mattress
- Federal Fire Retardant Safety Standard Compliant
- Ideal for bunk beds, day beds, and trundles
- Available in twin and full size
- Proudly made in the USA

1  
EXTRA FIRM

2  
FIRM

3  
MEDIUM/FIRM

4  
MEDIUM

5  
MEDIUM/SOFT

6  
SOFT

7  
ULTRA SOFT

FIRMNESS  
GUIDE

# MATTRESSES



A

7.25"  
MATTRESS  
HEIGHT

5  
YEAR  
MATTRESS  
WARRANTY



IDEAL FOR



STOMACH SLEEPER



BACK SLEEPER



Handcrafted  
in the  
USA



FIRMNESS LEVEL  
3

## COIL COUNT

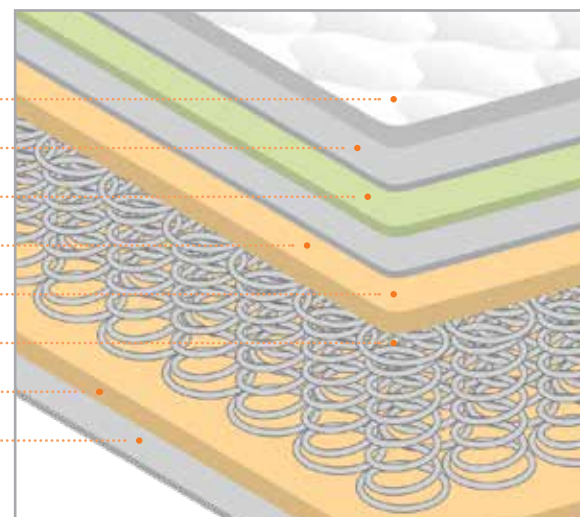
TWIN  
240



FULL  
340

- This mattress combines the support of innerspring with the comfort of foam
- Produced with CertiPUR-US certified foam
- Verticoil Response Springs provides support and dynamic response to natural body movements
- One (1) sided Euro top mattress
- Federal Fire Retardant Safety Standard Compliant
- Ideal for bunk beds and daybeds
- Available in twin and full size
- Proudly made in the USA

- Tru-COOL Cover
- Fire Retardant Fiber
- 3/4" Comfort Quilt Foam
- Quilt Back
- 1" Transition Support Foam
- 440 Verticoil ResponseSpring
- Insulator Pad
- Fire Retardant Fiber



## LAGUNA III EURO TOP

**A. 350370T 7.25" Twin Mattress**

37.00"w x 74.00"d x 7.25"h

**350370F 7.25" Full Mattress**

53.00"w x 74.00"d x 7.25"h

\*All sizes are approximate.



MATTRESSES  
PREMIUM-FOAM ENCASED

FIRMNESS  
GUIDE

- 1  
EXTRA FIRM
- 2  
FIRM
- 3  
MEDIUM/FIRM
- 4  
MEDIUM
- 5  
MEDIUM/SOFT
- 6  
SOFT
- 7  
ULTRA SOFT



10  
YEAR  
MATTRESS  
WARRANTY



IDEAL FOR



STOMACH SLEEPER



BACK SLEEPER



Handcrafted  
in the  
USA



FIRMNESS LEVEL  
3

9.25"  
MATTRESS  
HEIGHT

A



COIL COUNT

TWIN	286	Full	396	Queen	460	King	575
------	-----	------	-----	-------	-----	------	-----

EVIE EURO TOP

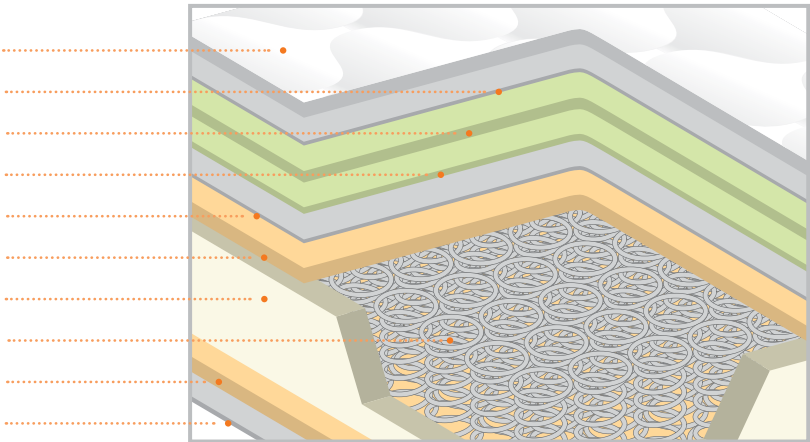
- A. 350371T 9.25" Twin Mattress  
37.00" w x 74.00" d x 9.25" h
- 350371F 9.25" Full Mattress  
53.00" w x 74.00" d x 9.25" h
- 350371Q 9.25" Queen Mattress  
59.00" w x 80.00" d x 9.25" h
- 350371KE 9.25" Eastern King Mattress  
75.00" w x 80.00" d x 9.25" h
- 350371KW 9.25" California King Mattress  
71.00" w x 84.00" d x 9.25" h

\*All sizes are approximate.

- Produced with CertiPUR-US certified foam
- Verticoil Elite innerspring resilient design fully supports your body weight and natural body movements
- 360° foam encasement offers greater strength and support
- One (1) sided Euro top mattress
- Federal Fire Retardant Safety Standard Compliant
- Available in your choice of sizes

MATTRESS SPECS

- Top Panel
- Fire Retardant Fiber
- 3/4" Comfort Quilt Foam
- 3/8" Firm Quilt Foam
- Quilt Back
- 1" Transition Support Foam
- 360° Foam Encasement
- 460 Verticoil Elite Innerspring
- 1" Support Foam
- Fire Retardant Fiber



1  
EXTRA FIRM

2  
FIRM

3  
MEDIUM/FIRM

4  
MEDIUM

5  
MEDIUM/SOFT

6  
SOFT

7  
ULTRA SOFT

FIRMNESS  
GUIDE

# MATTRESSES

PREMIUM-FOAM ENCASED



A

11.50"  
MATTRESS  
HEIGHT



## COIL COUNT

TWIN  
286


FULL  
396

QUEEN  
460

KING  
575

### MATTRESS SPECS

- Top Panel
- Fire Retardant Fiber
- 1.5" Comfort Quilt Foam
- Quilt Back
- 1" Support Foam
- 1" Transition Support Foam
- 360° Foam Encasement
- 460 Verticoil Elite Innerspring
- 2" Support Foam
- Fire Retardant Fiber



- Produced with CertiPUR-US certified foam
- Verticoil Elite innerspring resilient design fully supports your body weight and natural body movements
- 360° foam encasement offers greater strength and support
- One (1) sided plush mattress
- Federal Fire Retardant Safety Standard Compliant
- Available in your choice of sizes

## FREYA PLUSH

**A. 350372T 11.50" Twin Mattress**  
37.00"w x 74.00"d x 11.50"h  
**350372F 11.50" Full Mattress**  
53.00"w x 74.00"d x 11.50"h  
**350372Q 11.50" Queen Mattress**  
59.00"w x 80.00"d x 11.50"h  
**350372KE 11.50" Eastern King Mattress**  
75.00"w x 80.00"d x 11.50"h  
**350372KW 11.50" California King Mattress**  
71.00"w x 84.00"d x 11.50"h

\*All sizes are approximate.

10  
YEAR  
MATTRESS  
WARRANTY



### IDEAL FOR



STOMACH SLEEPER



SIDE SLEEPER



BACK SLEEPER



Handcrafted  
in the  
**USA**



FIRMNESS LEVEL  
**4**





11.50"  
MATTRESS  
HEIGHT

10  
YEAR  
MATTRESS  
WARRANTY



IDEAL FOR



STOMACH SLEEPER



SIDE SLEEPER



BACK SLEEPER



Handcrafted  
in the  
USA



FIRMNESS LEVEL  
5

A



COIL COUNT

TWIN	286	Full	396	Queen	460	King	575
------	-----	------	-----	-------	-----	------	-----

FREYA PILLOW TOP

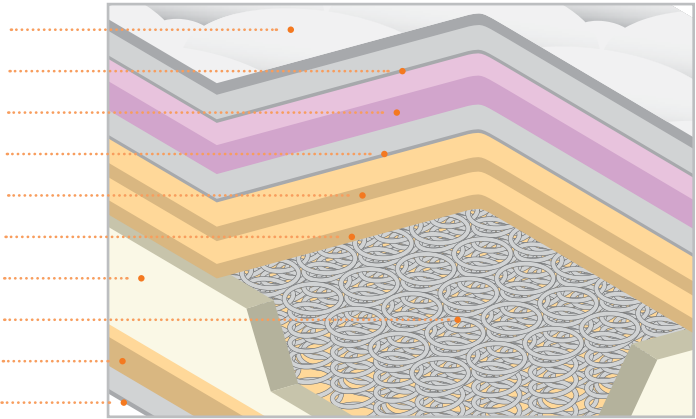
- A. 350373T 11.50" Twin Mattress**  
37.00" w x 74.00" d x 11.50" h
- 350373F 11.50" Full Mattress**  
53.00" w x 74.00" d x 11.50" h
- 350373Q 11.50" Queen Mattress**  
59.00" w x 80.00" d x 11.50" h
- 350373KE 11.50" Eastern King Mattress**  
75.00" w x 80.00" d x 11.50" h
- 350373KW 11.50" California King Mattress**  
71.00" w x 84.00" d x 11.50" h

\*All sizes are approximate.

- Produced with CertiPUR-US certified foam
- Verticoil Elite innerspring resilient design fully supports your body weight and natural body movements
- 360° foam encasement offers greater strength and support
- One (1) sided pillow top mattress
- Federal Fire Retardant Safety Standard Compliant
- Available in your choice of sizes

MATTRESS SPECS

- Top Panel
- Fire Retardant Fiber
- 1.5" Super Soft Quilt Foam
- Quilt Back
- 1" Support Foam
- 1" Transition Support Foam
- 360° Foam Encasement
- 460 Verticoil Elite Innerspring
- 2" Support Foam
- Fire Retardant Fiber



1  
EXTRA FIRM

2  
FIRM

3  
MEDIUM/FIRM

4  
MEDIUM

5  
MEDIUM/SOFT

6  
SOFT

7  
ULTRA SOFT

FIRMNESS  
GUIDE

# MATTRESSES

PREMIUM-FOAM ENCASED

12.25"  
MATTRESS  
HEIGHT



A

## COIL COUNT

TWIN  
286

FULL  
396

QUEEN  
460

KING  
575

10  
YEAR  
MATTRESS  
WARRANTY



IDEAL FOR



STOMACH SLEEPER



BACK SLEEPER



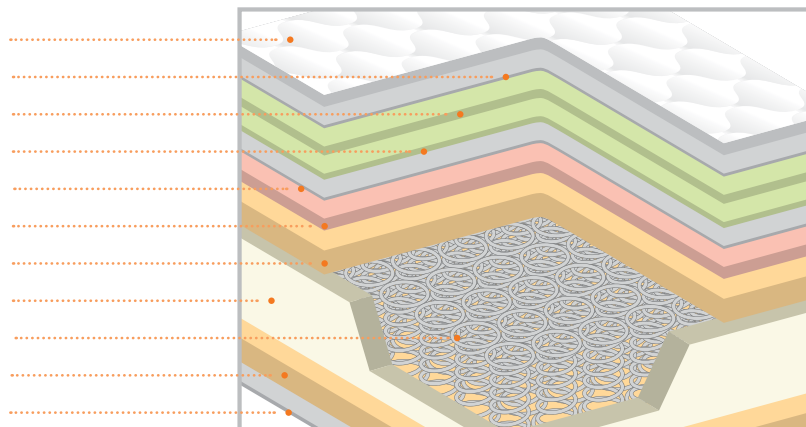
Handcrafted  
in the  
USA



FIRMNESS LEVEL  
2

## MATTRESS SPECS

- Top Panel
- Fire Retardant Fiber
- 3/4" Firm Quilt Foam
- 3/8" Comfort Quilt Foam
- Quilt Back
- 1" Firm Support Foam
- 2" Transition Support Foam
- 360° Foam Encasement
- 460 Verticoil Elite Innerspring
- 2" Support Foam
- Fire Retardant Fiber



- Produced with CertiPUR-US certified foam
- Platinumrest individually wrapped pocket springs perfectly contour to each person, delivering personalized support
- Gel-infused cooling memory foam provides cooling and comfort to your body giving you a better nights sleep that you deserve
- 360° foam encasement offers greater strength and support
- One (1) sided firm mattress
- Federal Fire Retardant Safety Standard Compliant
- Available in your choice of sizes

## ASPEN FIRM

- A. 350381T 12.25" Twin Mattress**  
37.00"w x 74.00"d x 12.25"h
- 350381F 12.25" Full Mattress**  
53.00"w x 74.00"d x 12.25"h
- 350381Q 12.25" Queen Mattress**  
59.00"w x 80.00"d x 12.25"h
- 350381KE 12.25" Eastern King Mattress**  
75.00"w x 80.00"d x 12.25"h
- 350381KW 12.25" California King Mattress**  
71.00"w x 84.00"d x 12.25"h

\*All sizes are approximate.



# MATTRESSES

PREMIUM-FOAM ENCASED

## FIRMNESS GUIDE

- 1  
EXTRA FIRM
- 2  
FIRM
- 3  
MEDIUM/FIRM
- 4  
MEDIUM
- 5  
MEDIUM/SOFT
- 6  
SOFT
- 7  
ULTRA SOFT



10  
YEAR  
MATTRESS  
WARRANTY



### IDEAL FOR



SIDE SLEEPER



BACK SLEEPER



Handcrafted  
in the  
USA



FIRMNESS LEVEL  
6

12.50"  
MATTRESS  
HEIGHT

A



### COIL COUNT

TWIN  
286

FULL  
396

QUEEN  
460

KING  
575

## ASPEN EURO TOP

### A. 350382T 12.50" Twin Mattress

37.00" w x 74.00" d x 12.50" h

### 350382F 12.50" Full Mattress

53.00" w x 74.00" d x 12.50" h

### 350382Q 12.50" Queen Mattress

59.00" w x 80.00" d x 12.50" h

### 350382KE 12.50" Eastern King Mattress

75.00" w x 80.00" d x 12.50" h

### 350382KW 12.50" California King Mattress

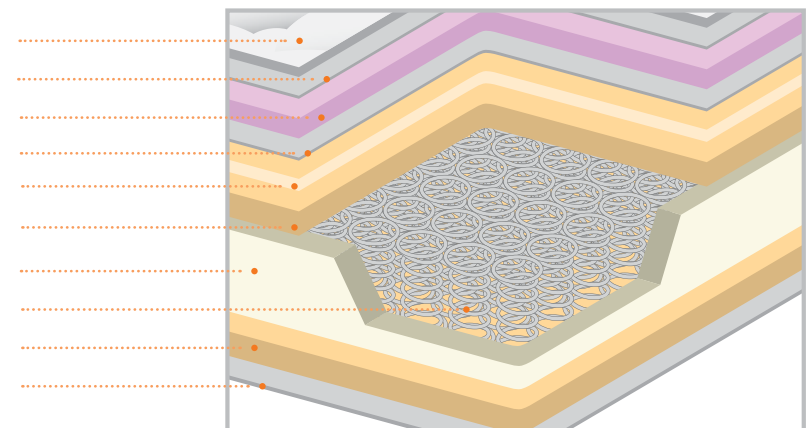
71.00" w x 84.00" d x 12.50" h

\*All sizes are approximate.

- Produced with CertiPUR-US certified foam
- Verticoil Elite innerspring resilient design fully supports your body weight and natural body movements
- 360° foam encasement offers greater strength and support
- One (1) sided Euro top mattress
- Federal Fire Retardant Safety Standard Compliant
- Available in your choice of sizes

### MATTRESS SPECS

- Top Panel
- Fire Retardant Fiber
- 1.5" Super Soft Quilt Foam
- Quilt Back
- 1" Comfort Foam
- 2" Transition Support Foam
- 360° Foam Encasement
- 460 Verticoil Elite Innerspring
- 2" Support Foam
- Fire Retardant Fiber



1  
EXTRA FIRM

2  
FIRM

3  
MEDIUM/FIRM

4  
MEDIUM

5  
MEDIUM/SOFT

6  
SOFT

7  
ULTRA SOFT

FIRMNESS  
GUIDE

# MATTRESSES

PREMIUM-FOAM ENCASED

12.00"  
MATTRESS  
HEIGHT

ADJUSTABLE BED  
Friendly



A

## COIL COUNT

TWIN  
432

FULL  
594

QUEEN  
696

KING  
899

10  
YEAR  
MATTRESS  
WARRANTY



IDEAL FOR



STOMACH SLEEPER



BACK SLEEPER



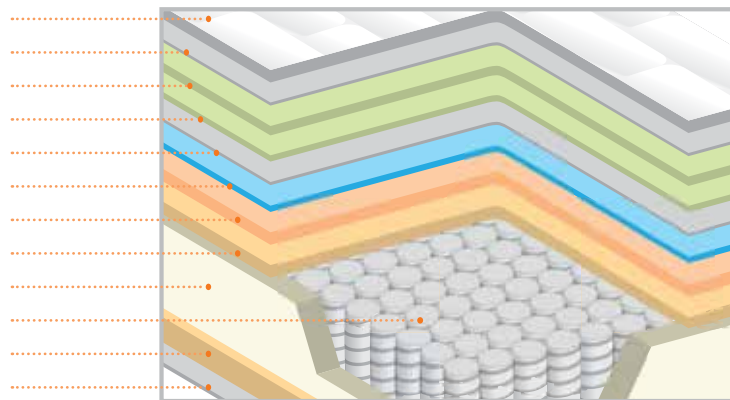
Handcrafted  
in the  
USA



FIRMNESS LEVEL  
3

### MATTRESS SPECS

- Top Panel
- Fire Retardant Fiber
- 3/4" Firm Quilt Foam
- 3/8" Comfort Quilt Foam
- Quilt Back
- 1/2" Gel Infused Cooling Memory Foam
- 1" Transition Support Foam
- 1" Support Foam
- 360° Foam Encasement
- 696 Platinumrest Pocket Springs
- 2" Support Foam
- Fire Retardant Fiber



GEL INFUSED  
COOLING MEMORY FOAM

- Produced with CertiPUR-US certified foam
- Platinumrest individually wrapped pocket springs perfectly contour to each person, delivering personalized support
- Gel-infused cooling memory foam provides cooling and comfort to your body giving you a better nights sleep that you deserve
- 360° foam encasement offers greater strength and support
- One (1) sided firm mattress
- Federal Fire Retardant Safety Standard Compliant
- Available in your choice of sizes

## BELLAMY FIRM

- A. 350391T 12" Twin Mattress**  
37.00"w x 74.00"d x 12.00"h
- 350391TXL 12" Twin Long Mattress**  
37.00"w x 80.00"d x 12.00"h
- 350391F 12" Full Mattress**  
53.00"w x 74.00"d x 12.00"h
- 350391Q 12" Queen Mattress**  
59.00"w x 80.00"d x 12.00"h
- 350391KE 12" Eastern King Mattress**  
75.00"w x 80.00"d x 12.00"h
- 350391KW 12" California King Mattress**  
71.00"w x 84.00"d x 12.00"h

\*All sizes are approximate.





10  
YEAR  
MATTRESS  
WARRANTY



IDEAL FOR



SIDE SLEEPER



BACK SLEEPER



Handcrafted  
in the  
USA



FIRMNESS LEVEL  
6

12.00"  
MATTRESS  
HEIGHT

ADJUSTABLE BED  
Friendly



### COIL COUNT

TWIN  
432

FULL  
594

QUEEN  
696

KING  
899

## BELLAMY PILLOW TOP

### A. 350392T 12" Twin Mattress

37.00"w x 74.00"d x 12.00"h

### 350392TXL 12" Twin Long Mattress

37.00"w x 80.00"d x 12.00"h

### 350392F 12" Full Mattress

53.00"w x 74.00"d x 12.00"h

### 350392Q 12" Queen Mattress

59.00"w x 80.00"d x 12.00"h

### 350392KE 12" Eastern King Mattress

75.00"w x 80.00"d x 12.00"h

### 350392KW 12" California King Mattress

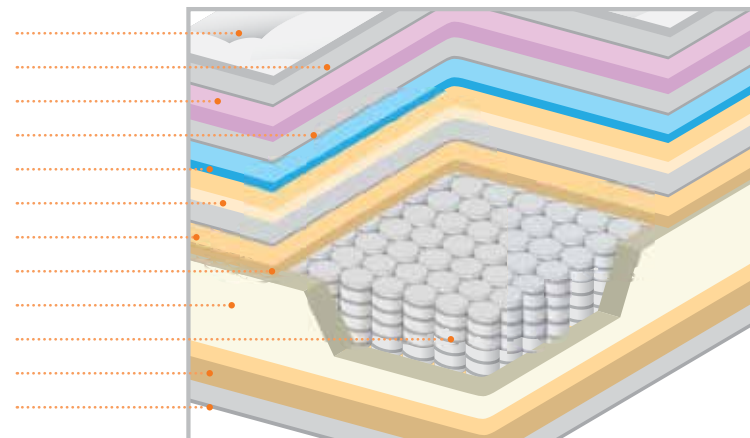
71.00"w x 84.00"d x 12.00"h

\*All sizes are approximate.

- Produced with CertiPUR-US certified foam
- Platinumrest individually wrapped pocket springs perfectly contour to each person, delivering personalized support
- Gel Infused cooling memory foam provides cooling and comfort to your body giving you a better nights sleep that you deserve
- 360° foam encasement offers greater strength and support
- One (1) sided pillow top mattress
- Federal Fire Retardant Safety Standard Compliant
- Available in your choice of sizes

### MATTRESS SPECS

- Top Panel
- Fire Retardant Fiber
- 1.5" Super Soft Quilt Foam
- Quilt Back
- 1/2" Gel Infused Cooling Memory Foam
- 1" Comfort Foam
- Insert Panel
- 1" Transition Support Foam
- 360° Foam Encasement
- 696 Platinumrest Pocket Springs
- 2" Support Foam
- Fire Retardant Fiber



GEL INFUSED  
COOLING MEMORY FOAM

1  
EXTRA FIRM

2  
FIRM

3  
MEDIUM/FIRM

4  
MEDIUM

5  
MEDIUM/SOFT

6  
SOFT

7  
ULTRA SOFT

FIRMNESS  
GUIDE

# MATTRESSES

PREMIUM-FOAM ENCASED



15.50"  
MATTRESS  
HEIGHT

ADJUSTABLE BED  
Friendly



A

10  
YEAR  
MATTRESS  
WARRANTY



IDEAL FOR



SIDE SLEEPER



BACK SLEEPER



Handcrafted  
in the  
USA



FIRMNESS LEVEL  
7

## COIL COUNT

TWIN  
510

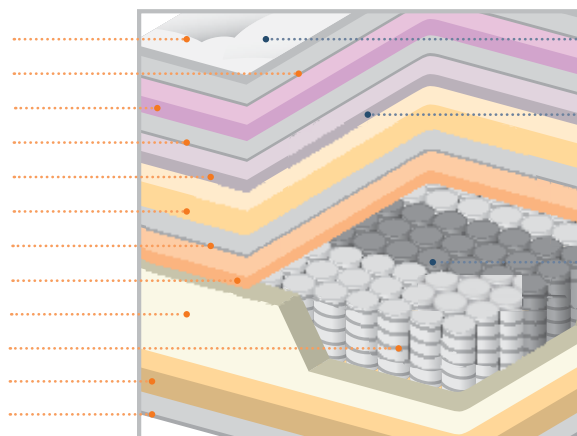
FULL  
680

QUEEN  
884

KING  
1008

### MATTRESS SPECS

- EnFinit® PCM Cover
- Fire Retardant Fiber
- 1.5" Super Soft Quilt Foam
- Quilt Back
- 1" Graphite-Infused Memory Foam
- 2" Comfort Foam
- Insert Panel
- 1" Transition Support Foam
- 360° Foam Encasement
- 884 3-Zoned Pocket Springs
- 2" Support Foam
- Fire Retardant Fiber



**ENFINIT® PCM COVER** Phase Change Material provides dependable thermal temperature regulation, so you can enjoy a longer nights sleep

**GRAPHITE-INFUSED MEMORY FOAM** Breathable heat-removing surface, keeping you cool while conforming to your body and alleviating pressure points

**3-ZONED POCKET SPRINGS** Individually wrapped coils feature strategically positioned comfort zones that provide superior support to the hips, back, and shoulders

- Produced with CertiPUR-US certified foam
- 360° foam encasement offers greater sleeping surface strength and support
- One (1) sided pillow top mattress

## JAYDEN PILLOW TOP

**A. 350393Q 15.50" Queen Mattress**

59.00"w x 80.00"d x 15.50"h

**350393KE 15.50" Eastern King Mattress**

75.00"w x 80.00"d x 15.50"h

**350393KW 15.50" California King Mattress**

71.00"w x 84.00"d x 15.50"h

\*All sizes are approximate.

- Federal Fire Retardant Safety Standard Compliant
- Available in your choice of sizes



# PILLOWS

PREMIERBedding  
by  
COASTER

A



## SHREDDED FOAM PILLOW

- Shredded foam pillow
- Available in queen and king size
- 100% polyester cover
- Buy in bulk (S12/S6) and save!

**A. 350072Q Queen Shredded Foam Pillow**  
26.00”w x 16.00”d x 4.50”h  
**350072Q-S12 Queen Shredded Foam Pillow**  
26.00”w x 16.00”d x 4.50”h  
**350072K King Shredded Foam Pillow**  
36.00”w x 16.00”d x 4.50”h  
**350072K-S6 King Shredded Foam Pillow**  
36.00”w x 16.00”d x 4.50”h

\*All sizes are approximate.

B



## CLASSIC FOAM PILLOW

- Classic memory foam pillow
- This pillow relieves pressure points by always holding its shape
- Available in queen and king size
- 100% polyester cover
- Buy in bulk (S12/S6) and save!

**B. 350074Q Queen Classic Foam Pillow**  
26.00”w x 16.00”d x 4.50”h  
**350074Q-S12 Queen Classic Foam Pillow**  
26.00”w x 16.00”d x 4.50”h  
**350074K King Classic Foam Pillow**  
36.00”w x 16.00”d x 4.50”h  
**350074K-S6 King Classic Foam Pillow**  
36.00”w x 16.00”d x 4.50”h

\*All sizes are approximate.

C



## CONTOUR FOAM PILLOW

- Queen size memory foam contour pillow
- Side-sleeper pillow helps prevent neck and shoulder pain
- 100% polyester cover
- Buy in bulk (S12) and save!

**C. 350073Q Queen Contour Foam Pillow**  
26.00”w x 14.00”d x 4.40/3.50”h  
**350073Q-S12 Queen Contour Foam Pillow**  
26.00”w x 14.00”d x 4.40/3.50”h

\*All sizes are approximate.

D



## CLASSIC GEL FOAM PILLOW

- Classic queen size memory foam pillow
- This pillow relieves pressure points by always holding its shape
- Cool gel top layer relieves heat buildup keeping you comfortable through the night
- 100% polyester cover
- Buy in bulk (S6) and save!

**D. 350075Q Queen Gel Classic Foam Pillow**  
28.00”w x 14.00”d x 5.00”h  
**350075Q-S6 Queen Gel Classic Foam Pillow**  
28.00”w x 14.00”d x 5.00”h

\*All sizes are approximate.



## About Coaster

Coaster Company of America is an industry-leading importer and distributor of fine furniture with designs for every person at every stage of life.

5000+

Trendy New Selections

38

Years In The Furniture  
Business

1

One of the  
Industry Leaders in  
Customer Experience

## Furniture For Your Entire Home

Inspired by creativity from diverse cultures around the world, we've curated a wide variety of furniture styles to touch the lives of those who are looking to live well.



**Work**  
Office furniture



**Dine**  
Dining furniture




**Rest**  
Bedroom furniture



**Live**  
Living room furniture





**COASTER**  
SLEEP

LOS ANGELES • SAN FRANCISCO • TEXAS • CHICAGO • ATLANTA • FLORIDA • NEW JERSEY